



7 G 7002i
7 G 8002i
7 G 9002i
PF-7120/PF-7130
DF-7110/BF-730
MT-730(B)
PF-730/PF-730(B)
PF-740/PF-740(B)
PH-7A/PH-7C/PH-7D
FAX System12

PARTS LIST

Published in June 2018
Rev.6

TASKalfa 7002i
TASKalfa 8002i
PF-7120/PF-7130
DF-7110/BF-730
MT-730(B)
PF-730/PF-730(B)
PF-740/PF-740(B)
PH-7B
FAX System12

パーツリスト

2018年6月 改訂版
Rev. 6

CONVERSION LIST

October 20, 2016

1102NJ2US0 TASKalfa 8002i 120V60HZ

1102RK2US0 TASKalfa 7002i 120V60HZ

1102NJ2CS0 CS 8002i 120V60HZ

1102RK2CS0 CS 7002i 120V60HZ

First Edition		Part.No.	Alternative.	Description	Note	Quantity
Fig. No.	Ref. No.					
1	28	302DY04010	2DY04010	EMBLEM KC 1SG 70 B		1
3	17	302NJ34010	2NJ34010	SHEET EMBLEM 8002I	8002i	1
3	17	302NJ34020	2NJ34020	SHEET EMBLEM 7002I	7002i	1



Part.No.	Alternative.	Description	Note	Quantity
302DY04060	2DY04060	EMBLEM CS 1SG 70 B		1
302NJ34070	2NJ34070	LABEL EMBLEM CS 8002	8002i	1
302NJ34080	2NJ34080	LABEL EMBLEM CS 7002	7002i	1

CONVERSION LIST

January 11, 2018

1102WA2US0 TASKalfa 9002i 120V60HZ

1102WA2CS0 CS 9002i 120V60HZ

Rev.4		Part.No.	Description	Note	Quantity
Fig. No.	Ref. No.				
1	28	302DY04011	EMBLEM KC 1SG 70 B		1
3	17	302WA34010	SHEET EMBLEM 9002		1



Part.No.	Description	Note	Quantity
302DY04060	EMBLEM CS 1SG 70 B		1
302WA34030	SHEET EMBLEM CS 9002		1

Items listed in the revision columns are defined as follows.

Item	Description
Add	Add a new part
Del	Delete a part
Design-chg.	A design changed part (Parts number version up)
Part No.-chg.	A part number is changed to other one.
Quantity-chg.	Change Quantity of parts to use
Others	Other changes

Revision history

Rev.	Date	Remarks
1	January 2017	Design change
2	May 2017	Correction
3	July 2017	Design change
4	January 2018	Design change & Add New Model
5	March 2018	Design change
6	June 2018	Design change

Symbols in the parts list

- Parts without a Ref.No. in the illustration indicate they are not supplied.
- Parts with a Ref.No. of 500 and above in the illustration indicate they are not selected for service parts.
- Parts with "*" are component parts or sub-assemblies of the assembly appearing immediately above them.
- Parts with "**" are component parts or sub-assembly with "*" appearing immediately above them.

<Notation of products>

For the purpose of this parts list, products are identified as following.
 TASKalfa 7002i : 70ppm
 TASKalfa 8002i : 80ppm
 TASKalfa 9002i : 90ppm

改訂欄記載項目の内容は以下の通りです。

記載項目	内容
Add	新規部品の追加
Del	部品の削除
Design-chg.	部品の設変（版数アップ）
Part No.-chg.	部品番号の変更
Quantity-chg.	部品の個数変更
Others	その他の変更

改訂履歴

Rev.	改訂日	備考
1	2017年1月	設変対応
2	2017年5月	誤記訂正
3	2017年7月	設変対応
4	2018年1月	設変対応 & 新機種追加
5	2018年3月	設変対応
6	2018年6月	設変対応

記号の見方

イラスト中で Ref 番号がない部品は供給できません。
 イラスト中で 500 番台の Ref 番号が付いている部品はサービスパーツに選定されていません。
 部品番号欄の・印は、組立部品の単品部品及び準組立部品を表わします。
 部品番号欄の**印は、準組立部品の単品部品を表わします。

<本体機種区別表記>

パーツリスト中の本体機種区別は、以下の様に記載します。
 TASKalfa 7002i : 70ppm
 TASKalfa 8002i : 80ppm

FIG. 1 Covers 1

2NJ/2RK/2WA-1

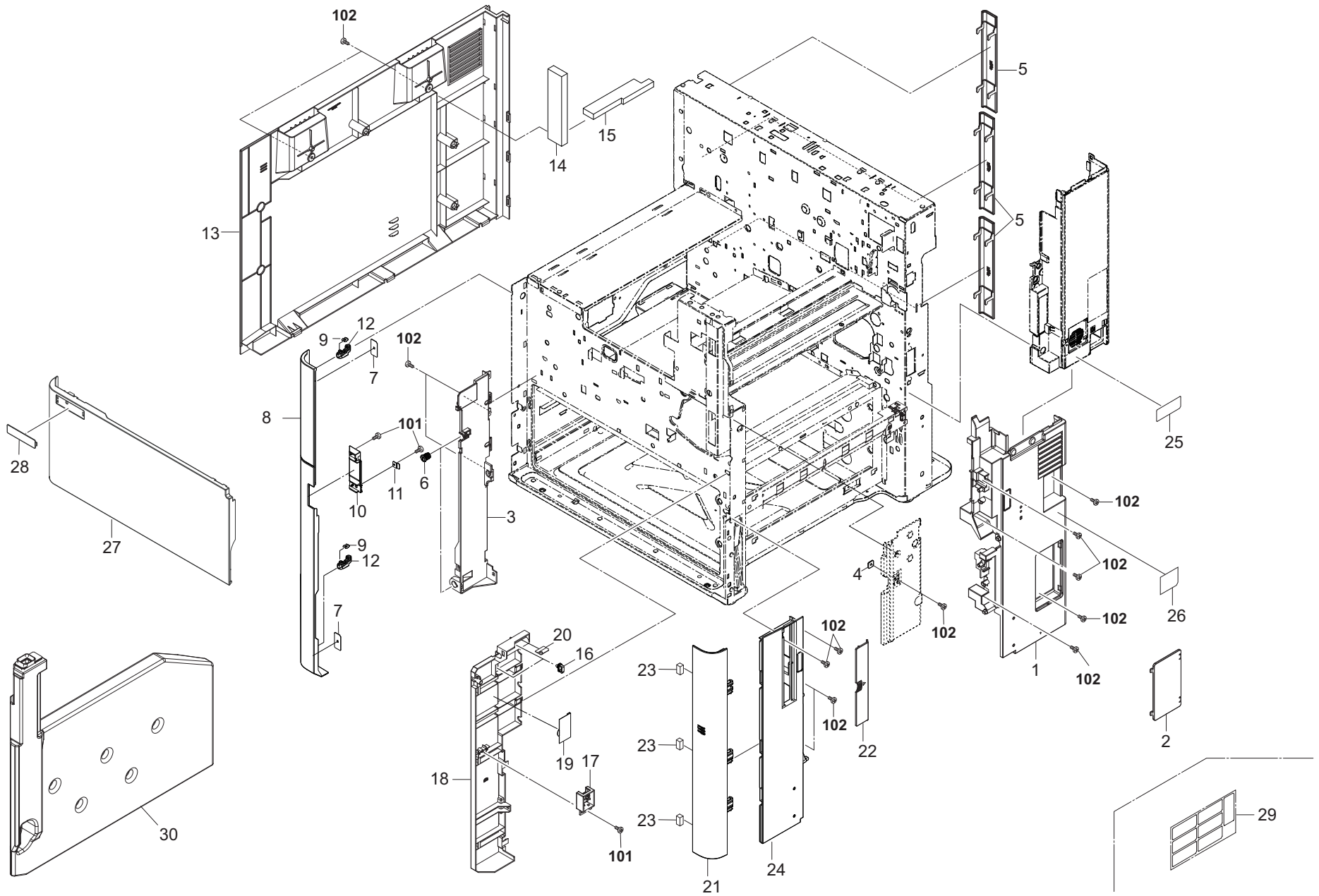


FIG. 2 Covers 2

2NJ/2RK/2WA-1

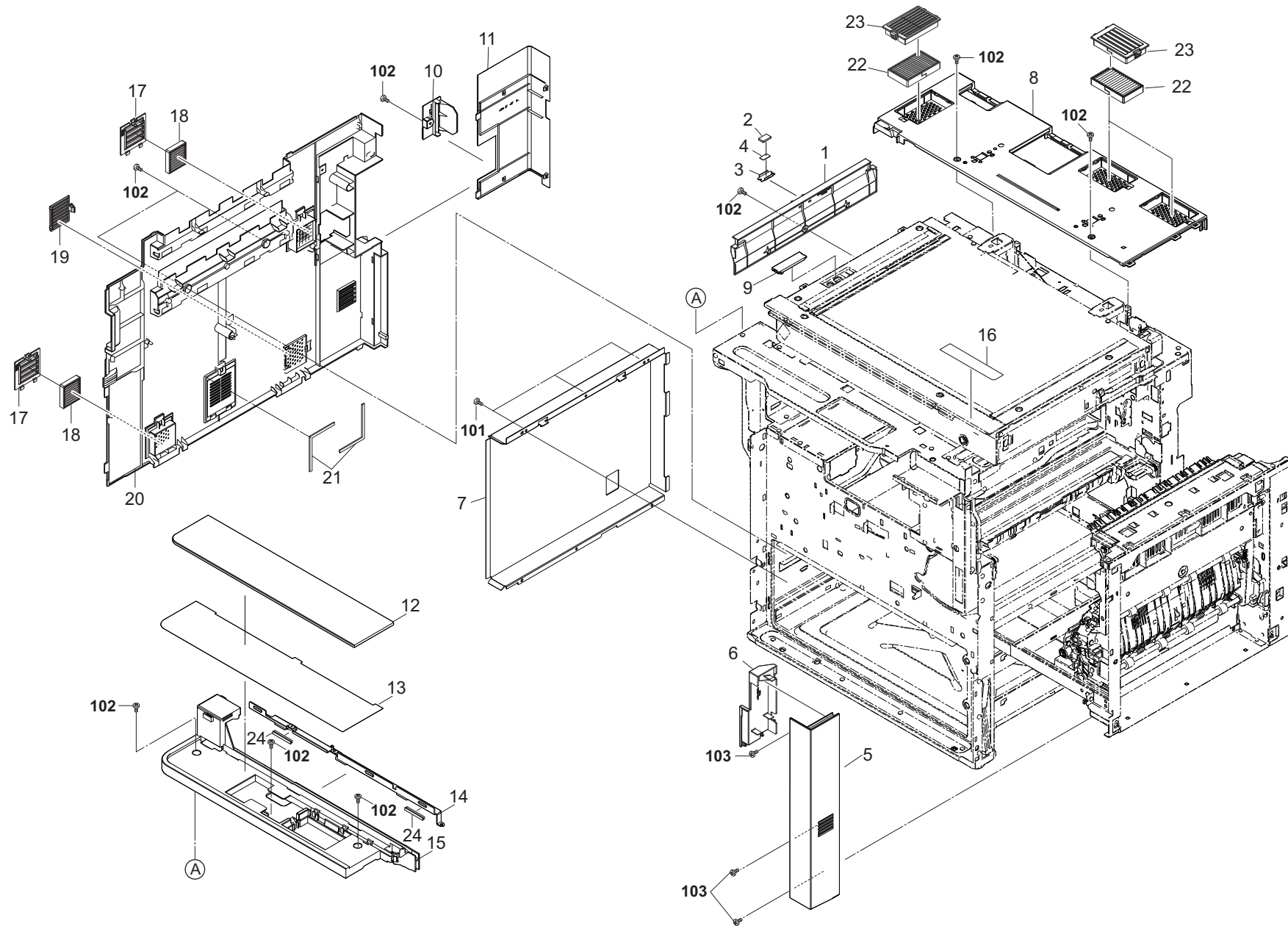


FIG. 2 Covers 2

2NJ/2RK/2WA-5

Ref. No. 番号	Part.No. 部品番号	Description 部品名称	Notes 備考	Revision 改訂	Quantity 個数			
					100(日本)	120	230	240
1	302NH04400	COVER ISU LEFT INNER			1	1	1	1
2	302GR04370	MAGNET CLIP DISH			1	1	1	1
3	303NB24210	HOLDER MAGNET			1	1	1	1
4	302GR04380	SEAL MAGNET			1	1	1	1
5	302NH29010	COVER RIGHT FRONT			1	1	1	1
6	302N729671	COVER INNER CONVEYING FRONT			1	1	1	1
7	302K904490	CASE WASTE BOTTLE			1	1	1	1
8	302NH04080	COVER ISU REAR			1	1	1	1
9	302NH04560	COVER ISU LEFT SUB			1	1	1	1
10	302NH04580	LID CONTROLLER			1	1	1	1
11	302NH04230	COVER CONTROLLER			1	1	1	1
12	302NH04270	MOUNT GLASS TABLE			1	1	1	1
13	302NH04370	SHEET GLASS TABLE			1	1	1	1
14	302K904340	MOUNT WASTE BOTTLE COVER			1	1	1	1
15	302NH04040	COVER FRONT TOP			1	1	1	1
16	302RH34050	LABEL OPERATION CAUTION B			0	1	1	1
16	302RH34040	LABEL OPERATION CAUTION A			1	0	0	0
17	302NH04500	LID LEFT COVER REAR			2	2	2	2
18	302LC33370	FILTER LEFT SIDE			2	2	2	2
19	302NH94460	PARTS FILTER FAN ASSY(Z) SP		3:Part No.-chg.	1	1	1	1
20	302NJ04010	COVER LEFT UPPER			1	1	1	1
21	302LF04050	SEAL LSU DUCT			2	2	2	2
22	302N433010	FILTER TOP	70ppm/80ppm	1:Add/5:Others	3	3	3	3
22	302WA33010	FILTER TOP	90ppm	5:Part No.-chg.	3	3	3	3
23	302ND04980	COVER FILTER EXIT		1:Add	3	3	3	3
24	302LF33290	SEAL DISPOSAL C		1:Add	2	2	2	2
101	7BB700408H	+BIND T.T S SCREW 4X8 SR						
102	7BB180408H	+BIND T.T S SCREW 4X8(BLACK)						
103	7BB780410H	+BIND T.T S SCREW 4X10 SR(BLACK)						

• Parts with a Ref.No. of 500 and above in the illustration indicate they are not selected for service parts.

• イラスト中で 500 番台の Ref 番号が付いている部品はサービスパーツに選定されていません。

FIG. 3 Covers 3

2NJ/2RK/2WA-3

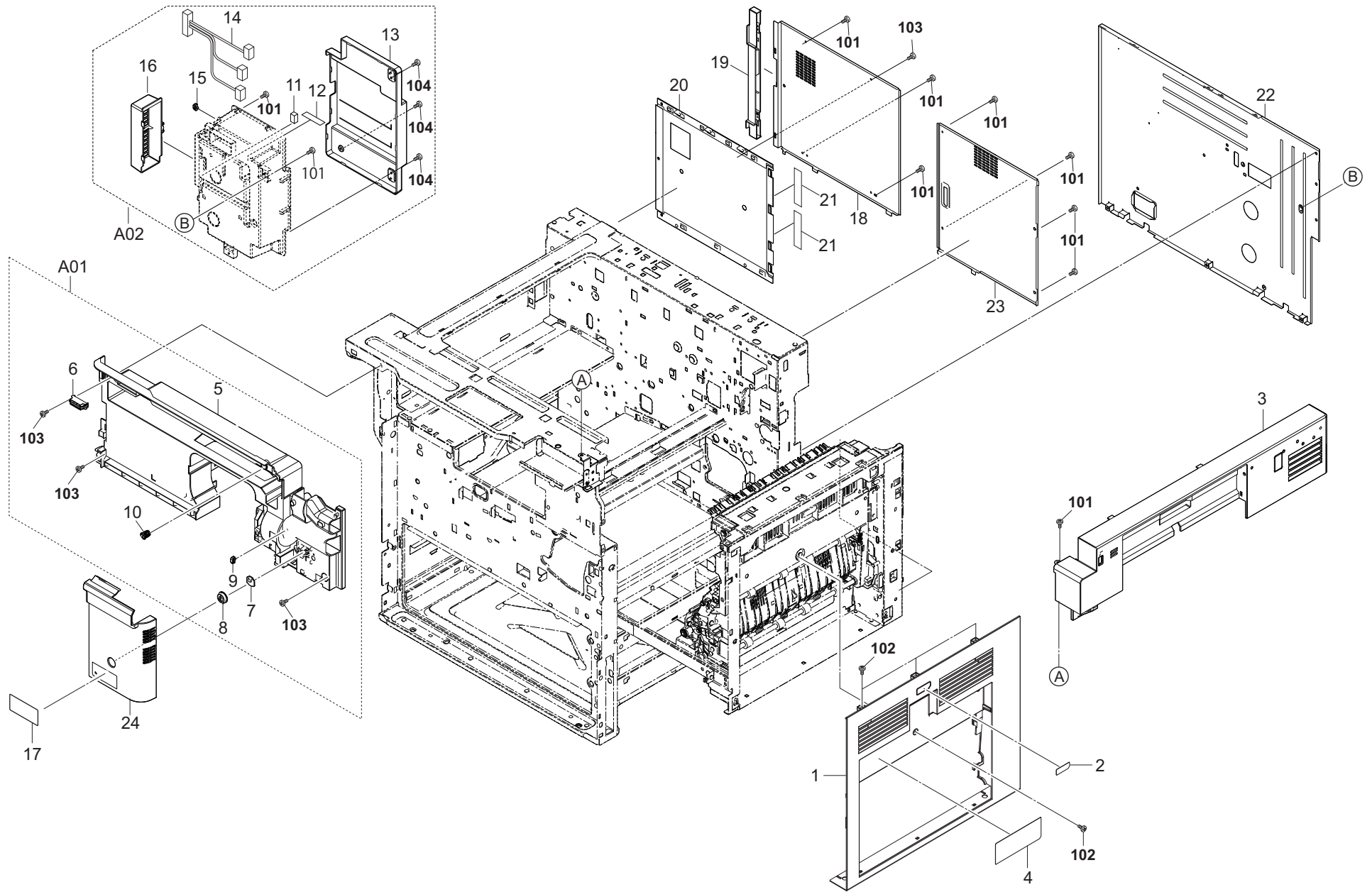


FIG. 4 Frames

2NJ/2RK/2WA-1

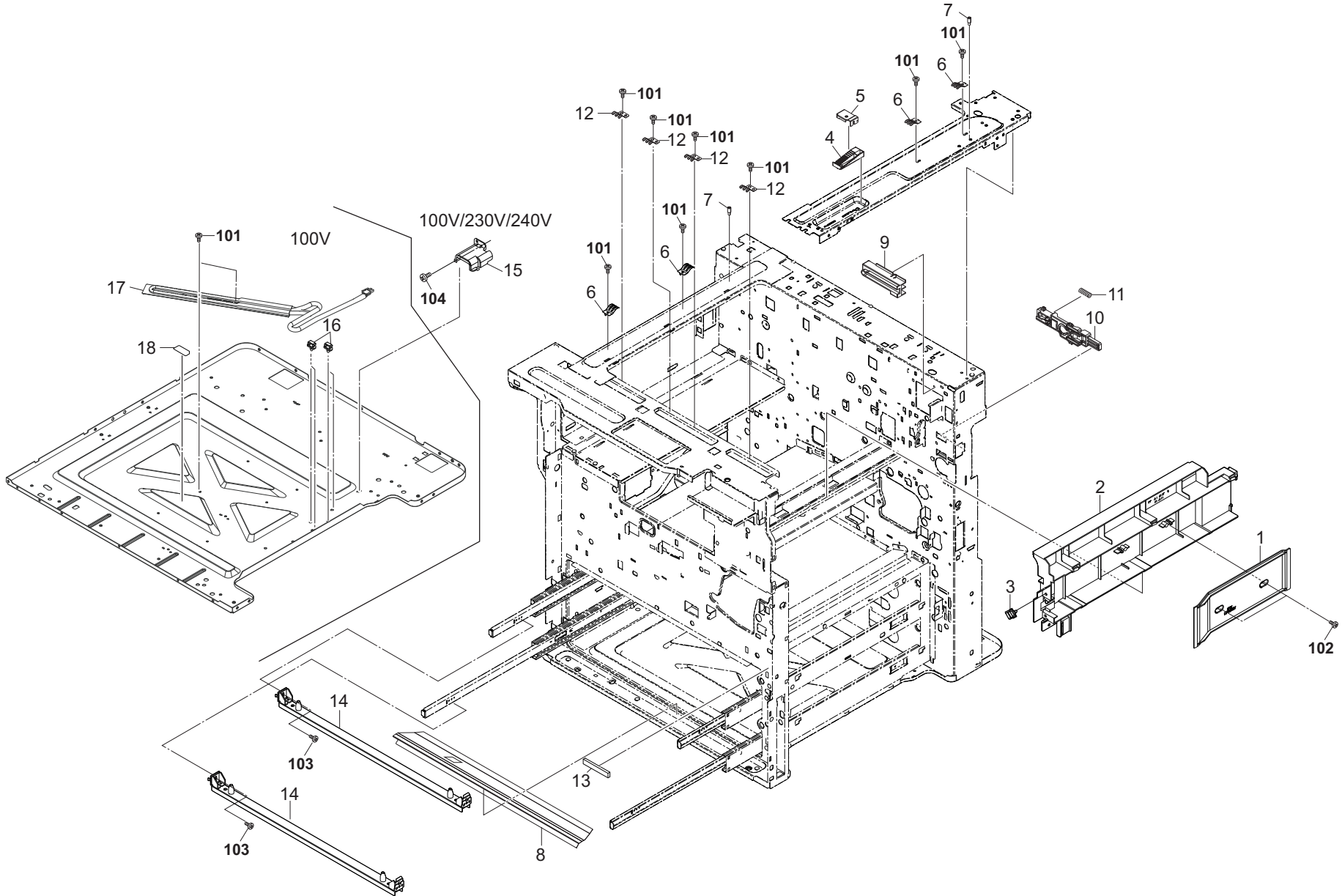


FIG. 4 Frames

2NJ/2RK/2WA-1

Ref. No. 番号	Part.No. 部品番号	Description 部品名称	Notes 備考	Revision 改訂	Quantity 個数			
					100(日本)	120	230	240
1	302LF33480	DUCT CONTAINER RIGHT			1	1	1	1
2	302NJ03720	RAIL CONTAINER R			1	1	1	1
3	7YZM610002++H01	ACCESS SADDLE			1	1	1	1
4	302K902950	ADJUSTER SCANNER			1	1	1	1
5	302K902960	MOUNT RUBBER SCANNER			1	1	1	1
6	302H017310	GROUND SCANNER REAR			4	4	4	4
7	302FB16320	PIN ROLLER RELEASE LEVER			2	2	2	2
8	302NH02170	FILM BASE CASSETTE			1	1	1	1
9	302K902850	RAIL EXIT REAR			1	1	1	1
10	302K931690	LEVER RELEASE FUSER DRIVE			1	1	1	1
11	302K931980	SPRING LEVER RELEASE			1	1	1	1
12	302H017380	GROUND BASE SCANNER			4	4	4	4
13	302LF33350	SPONGE INNER LOWER			1	1	1	1
14	302NH09340	STAY CASSETTE FRONT			2	2	2	2
15	303NF04140	COVER CONNECTOR HEATER		1:Add	1		1	1
16	7YZM610001++H01	ACCESS SADDLE		1:Add	4			
17	302RH44030	HEATER DEHUMIDIFIER 100		1:Add	1			
18	302K934150	LABEL HIGH TEMP		1:Add	1			
101	7BB700308H	+BIND T.T S SCREW 3X8 SR						
102	7BB200308H	+BIND T.T P SCREW 3X8						
103	7BB702308H	+TP-FLAT T.T S SCREW 3X8 SR						
104	7BB700410H	+BIND T.T S SCREW 4X10 SR		1:Add				

• Parts with a Ref.No. of 500 and above in the illustration indicate they are not selected for service parts.

• イラスト中で 500 番台の Ref 番号が付いている部品はサービスパーツに選定されていません。

FIG. 5 Paper Cassette

2NJ/2RK/2WA

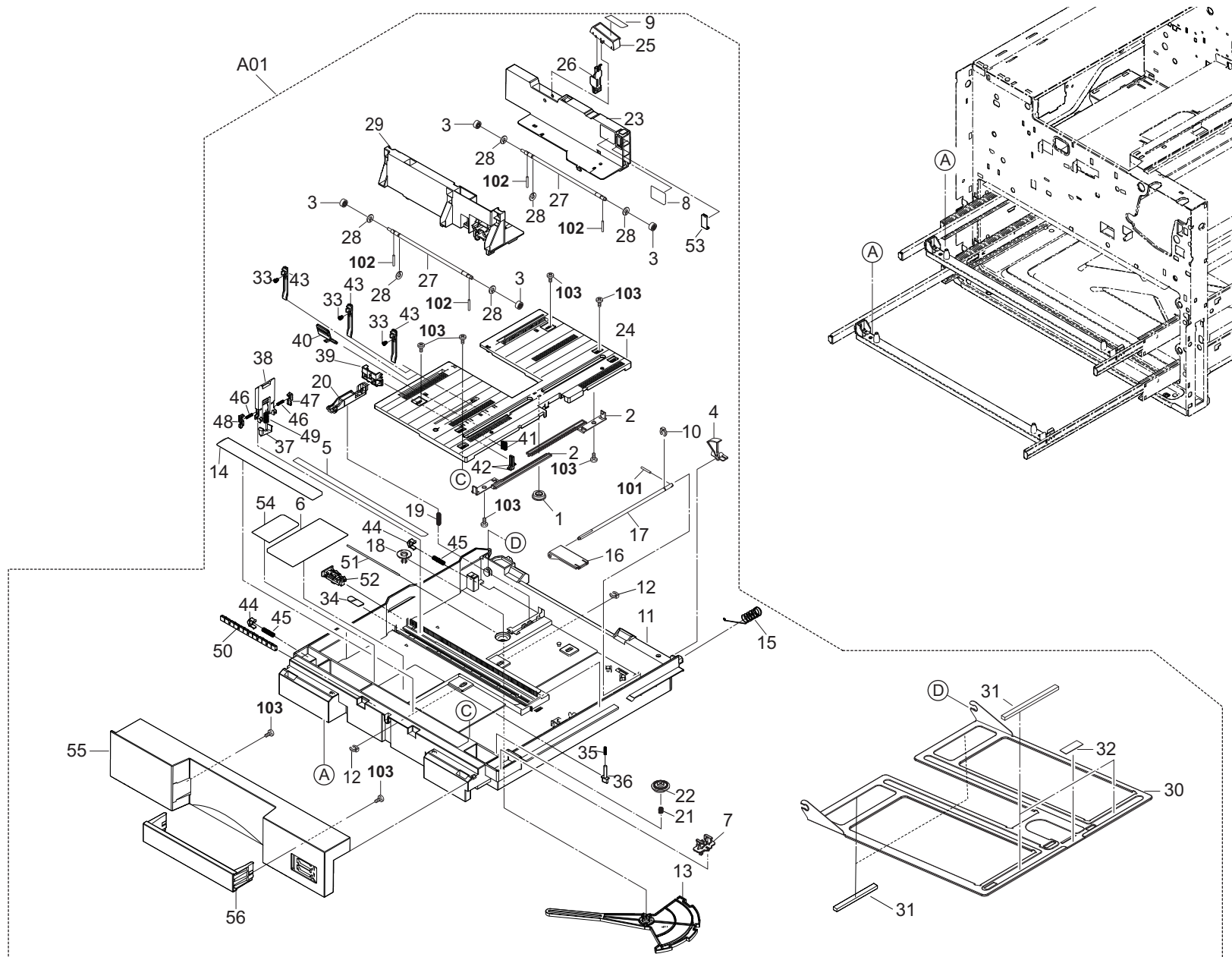


FIG. 5 Paper Cassette

2NJ/2RK/2WA

Ref. No. 番号	Part.No. 部品番号	Description 部品名称	Notes 備考	Revision 改訂	Quantity 個数			
					100 (日本)	120	230	240
A01	302NH93010	CT-8720			2	2	2	2
1	*302BM07410	GEAR GUIDE SIDE			2	2	2	2
2	*302K909060	RACK CURSOR			4	4	4	4
3	*302K994550	PARTS GEAR CURSOR SP			8	8	8	8
4	*302K909270	ACTUATOR PAPER LEVEL DETECTION			2	2	2	2
5	*302NH34710	LABEL PAPER SIZE A			2	2	2	2
6	*302NH34720	LABEL PAPER SIZE B			2	2	2	2
7	*302GR09991	LIFT LOCK			2	2	2	2
8	*302NH34730	LABEL CASSETTE PAPER MAX			2	2	2	2
9	*302K934100	LABEL CASSETTE CURSOR LOCK			2	2	2	2
10	*5MVX111DN003	RING STOPPER /A-49 FEED A4			2	2	2	2
11	*302NH09010	CASSETTE BASE			2	2	2	2
12	*2BC06910	STOPPER 6			4	4	4	4
13	*302N209030	ARM SIZE DETECTION			2	2	2	2
14	*302NH34700	LABEL CASSETTE OPERATION			2	2	2	2
15	*302N209040	SPRING CASSETTE EARTH			2	2	2	2
16	*302K909090	PLATE WORK			2	2	2	2
17	*302K909190	SHAFT WORK PLATE			2	2	2	2
18	*302K909140	CAP TURN PLATE			2	2	2	2
19	*302K906260	SPRING PICK UP			2	2	2	2
20	*302NH09250	LEVER SIDE SW			2	2	2	2
21	*302NH25890	SPRING ROTATION			2	2	2	2
22	*302NH09100	CAM CURSOR RAIL			2	2	2	2
23	*302NH09040	CURSOR REAR			2	2	2	2
24	*302NH09020	RAIL CURSOR			2	2	2	2
25	*302K909121	LEVER CURSOR LOCK REAR			2	2	2	2
26	*302NH09150	LOCK REAR CURSOR			2	2	2	2
27	*302NH09130	SHAFT CURSOR GEAR			4	4	4	4
28	*302K924820	CUT-WASHER 4			12	12	12	12
29	*302NH09030	CURSOR FRONT			2	2	2	2
30	*302K909082	PLATE PAPER BOTTOM			2	2	2	2
31	*302N209050	CUSHION BOTTOM PLATE			8	8	8	8
32	*302K909260	PAD BOTTOM			2	2	2	2
33	*302NT09060	SPRING CURSOR SET			6	6	6	6
34	*302NH34340	LABEL PAPER SIZE 18			2	2	2	2
35	*302HN09190	SPRING FIX			2	2	2	2
36	*302HN09240	SIZE FIX			2	2	2	2
37	*302K309350	STOPPER SIZE SET			2	2	2	2
38	*302NH09070	CURSOR END			2	2	2	2
39	*302ND09050	COVER CURSOR F			2	2	2	2
40	*302ND09060	LEVER CURSOR F			2	2	2	2
41	*302ND09070	SPRING RELEASE CURSOR			4	4	4	4
42	*302ND09080	RACK CURSOR F			4	4	4	4
43	*302ND09130	LEVER CURSOR SET			6	6	6	6
44	*302ND09240	LEVER CASSETTE SET			4	4	4	4
45	*302ND09250	SPRING CASSETTE SET			4	4	4	4
46	*302ND09320	SPRING CURSOR RACK			4	4	4	4
47	*302ND09330	CURSOR END RACK R			2	2	2	2

• Parts with a Ref.No. of 500 and above in the illustration indicate they are not selected for service parts.

• イラスト中で 500 番台の Ref 番号が付いている部品はサービスパーツに選定されていません。

FIG. 6 Paper Deck Covers

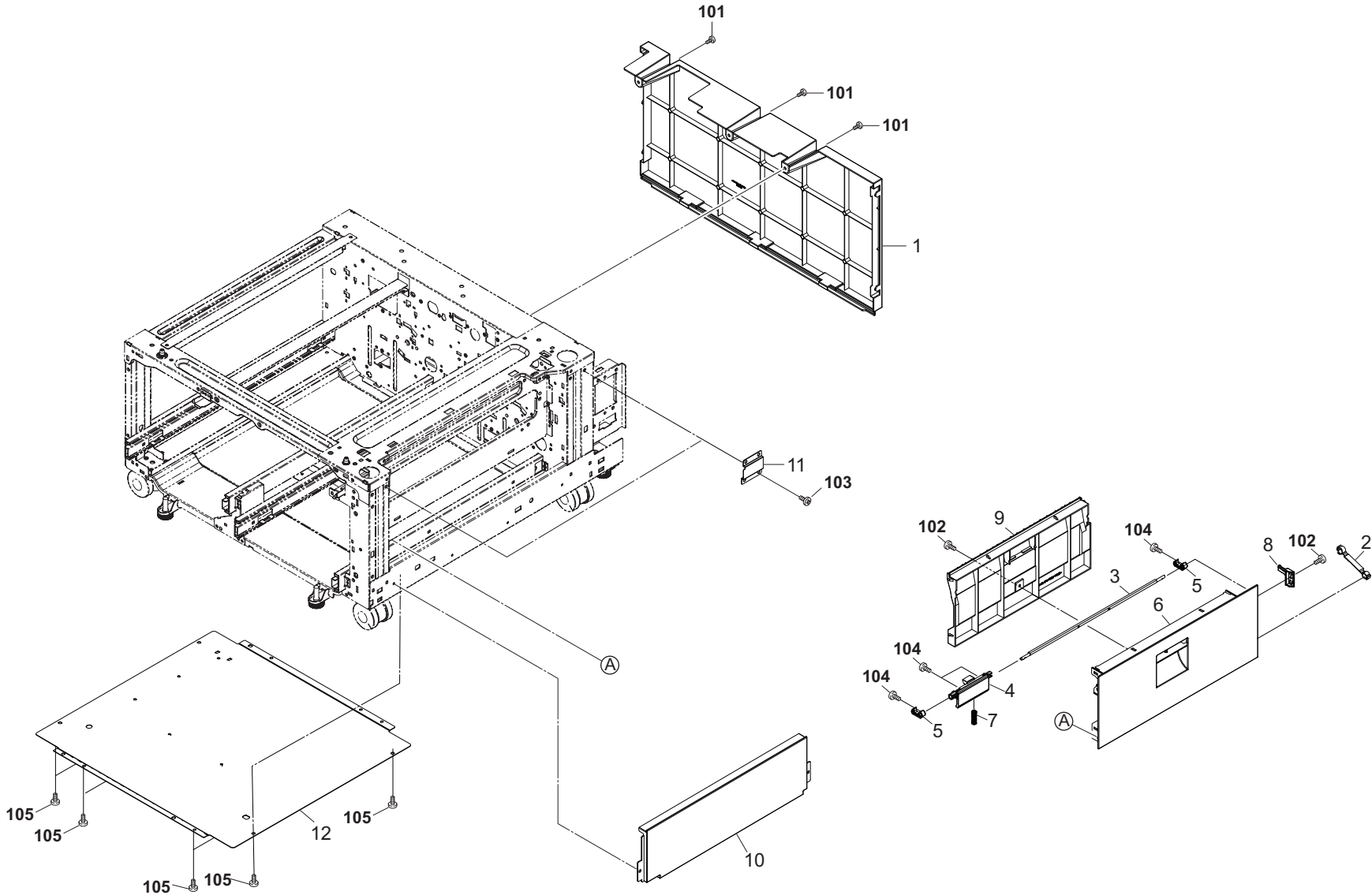


FIG. 6 Paper Deck Covers

2NJ/2RK/2WA-4

Ref. No. 番号	Part.No. 部品番号	Description 部品名称	Notes 備考	Revision 改訂	Quantity 個数			
					100(日本)	120	230	240
1	302NH04440	COVER DECK REAR			1	1	1	1
2	303NJ06050	STRAP			1	1	1	1
3	302K906681	SHAFT FEED LOW HOOK			1	1	1	1
4	302NH06040	HANDLE FEED LOW			1	1	1	1
5	302K906670	HOOK FEED LOW			2	2	2	2
6	302NH06060	COVER FEED LOW			1	1	1	1
7	302FZ20021	SPRING LID			1	1	1	1
8	303NF06170	LEVER SW			1	1	1	1
9	303NF06141	GUIDE VERTICAL			1	1	1	1
10	302NH04450	COVER RIGHT LOWER M			1	1	1	1
11	302K902290	PLATE JOINT RIGHT			2	2	2	2
12	303NF02122	PLATE LOW		1:Add/4:Design-chg.	1	1	1	1
101	7BB180408H	+BIND T.T S SCREW 4X8(BLACK)						
102	7BB200410H	+BIND T.T P SCREW 4X10						
103	7BB700408H	+BIND T.T S SCREW 4X8 SR						
104	7BB600306H	+BIND M SCREW 3X6 R						
105	7BB700410H	+BIND T.T S SCREW 4X10 SR		1:Add				

• Parts with a Ref.No. of 500 and above in the illustration indicate they are not selected for service parts.

• イラスト中で 500 番台の Ref 番号が付いている部品はサービスパーツに選定されていません。

FIG. 7 Paper Deck Cassettes

2NJ/2RK/2WA

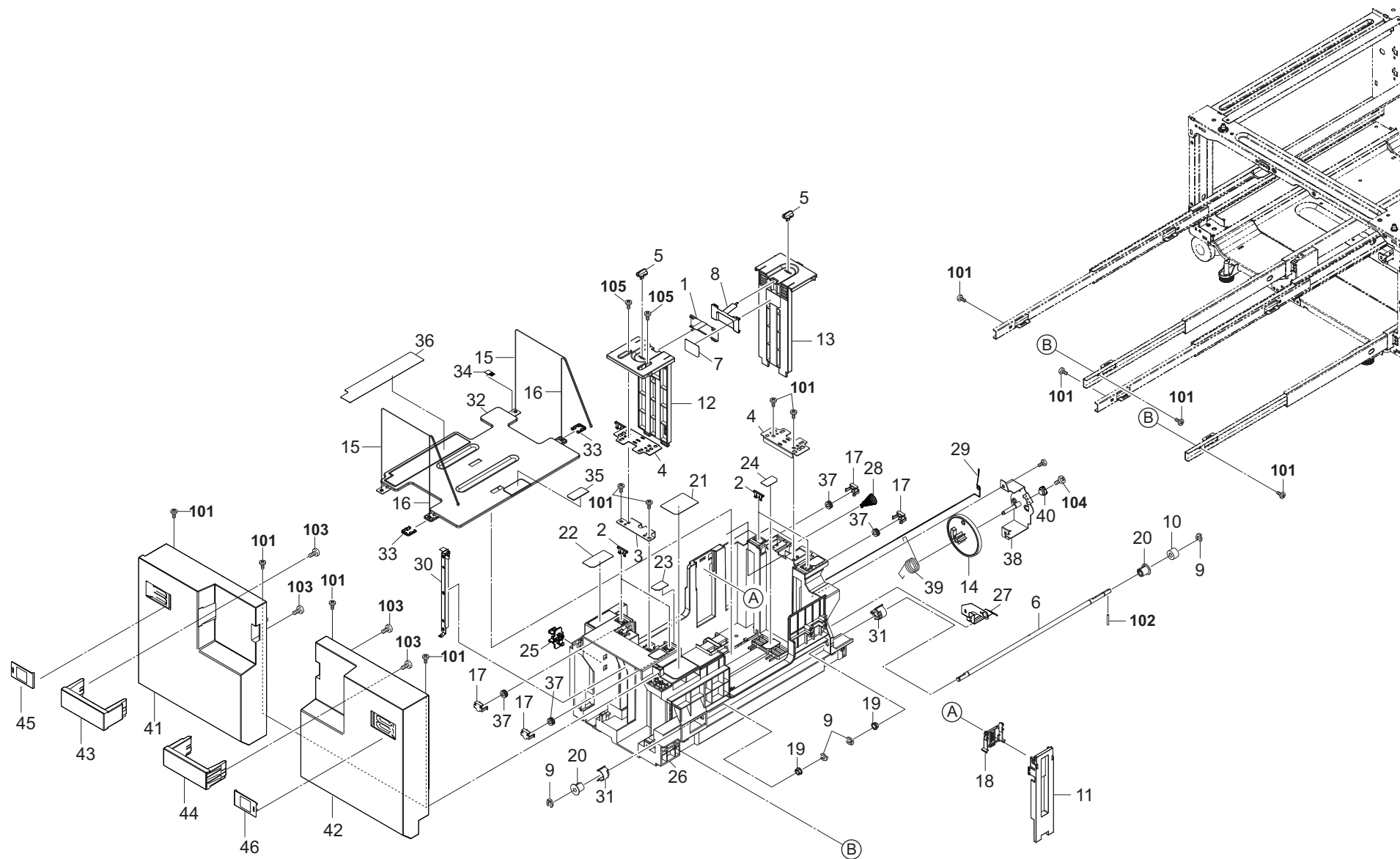


FIG. 7 Paper Deck Cassettes

2NJ/2RK/2WA

Ref. No. 番号	Part.No. 部品番号	Description 部品名称	Notes 備考	Revision 改訂	Quantity 個数			
					100 (日本)	120	230	240
1	303NF10100	PLATE DECK SUB			2	2	2	2
2	303NF10150	PLATE WIRE LOCK			8	8	8	8
3	303NF10390	MOUNT CURSOR ADJUST			2	2	2	2
4	303NF10110	MOUNT CURSOR			4	4	4	4
5	303NF10250	PIN CURSOR LOCK			4	4	4	4
6	303NF10130	SHAFT DECK LIFT			2	2	2	2
7	302NH34760	LABEL DECK PAPER LIMIT			2	2	2	2
8	303NF10530	PLATE DECK SUB			2	2	2	2
9	2BC06980	STOPPER 5			8	8	8	8
10	2BC07110	GEAR 20			2	2	2	2
11	303NF10070	CURSOR END DECK			2	0	2	2
12	303NF10080	CURSOR DECK FRONT			2	2	2	2
13	303NF10091	CURSOR DECK REAR			2	2	2	2
14	303NF10550	GEAR DAMPER 100			2	2	2	2
15	303NF10180	WIRE LIFT A			4	4	4	4
16	303NF10190	WIRE LIFT B			4	4	4	4
17	303NF10220	STOPPER PULLEY			8	8	8	8
18	303NF10410	CURSOR END SUB			2	0	2	2
19	28107310	BUSH 8			4	4	4	4
20	2BC07020	FRONT PULLEY,LIFT DRIVE			4	4	4	4
21	302NH34770	LABEL DECK PAPER DIRECTION			2	2	2	2
22	302NH34780	LABEL DECK OPERATION B			2	2	2	2
23	303NF34060	LABEL DECK SIZE B			2	0	2	2
24	303NF34080	LABEL DECK SIZE D			2	0	2	2
25	302GR09991	LIFT LOCK			2	2	2	2
26	303NF10013	DECK CASSETTE			2	2	2	2
27	303NF10430	PLATE EARTH REAR			2	2	2	2
28	303NF10450	WIRE EARTH B			2	2	2	2
29	303NF10440	WIRE EARTH A			2	2	2	2
30	303NF10420	PLATE EARTH FRONT			2	2	2	2
31	303NF10320	HOLDER PULLEY			4	4	4	4
32	303NF10051	PLATE LIFT DECK			2	2	2	2
33	2BC07120	SPACER,DECK LIFT			4	4	4	4
34	303JY37220	STATIC ELIMINATOR CURSOR			2	2	2	2
35	3A707290	PAD LIFT			2	2	2	2
36	303NF34011	LABEL DECK OPERATION A			2	0	2	2
37	303NF10300	PULLEY LIFT WIRE			8	8	8	8
38	303NF10560	MOUNT DECK DAMPER			2	2	2	2
39	303NF10570	SPRING LIFT STOPPER			2	2	2	2
40	302G404160	DAMPER			2	2	2	2
41	302NH04110	COVER DECK LEFT			1	1	1	1
42	302NH04120	COVER DECK RIGHT			1	1	1	1
43	303RC04030	COVER DECK HANDLE LEFT			1	1	1	1
44	303RC04020	COVER DECK HANDLE RIGHT			1	1	1	1
45	303RB09010	COVER CASSETTE LABEL 3			1	1	1	1
46	303RC09010	COVER CASSETTE LABEL 4R			1	1	1	1

• Parts with a Ref.No. of 500 and above in the illustration indicate they are not selected for service parts.

• イラスト中で 500 番台の Ref 番号が付いている部品はサービスパーツに選定されていません。

FIG. 7 Paper Deck Cassettes

2NJ/2RK/2WA

Ref. No. 番号	Part.No. 部品番号	Description 部品名称	Notes 備考	Revision 改訂	Quantity 個数			
					100 (日本)	120	230	240
101	7BB200410H	+BIND T.T P SCREW 4X10						
102	E0030240	SPRING PIN 3X24						
103	7BB282308H	+TP-FLAT T.T P SCREW 3X8(BLACK)						
104	7BB007304H	+TP-CUP M SCREW 3X4						
105	7BB700410H	+BIND T.T S SCREW 4X10 SR						

• Parts with a Ref.No. of 500 and above in the illustration indicate they are not selected for service parts.

• イラスト中で 500 番台の Ref 番号が付いている部品はサービスパーツに選定されていません。

FIG. 8 Paper Deck Feed Section 1

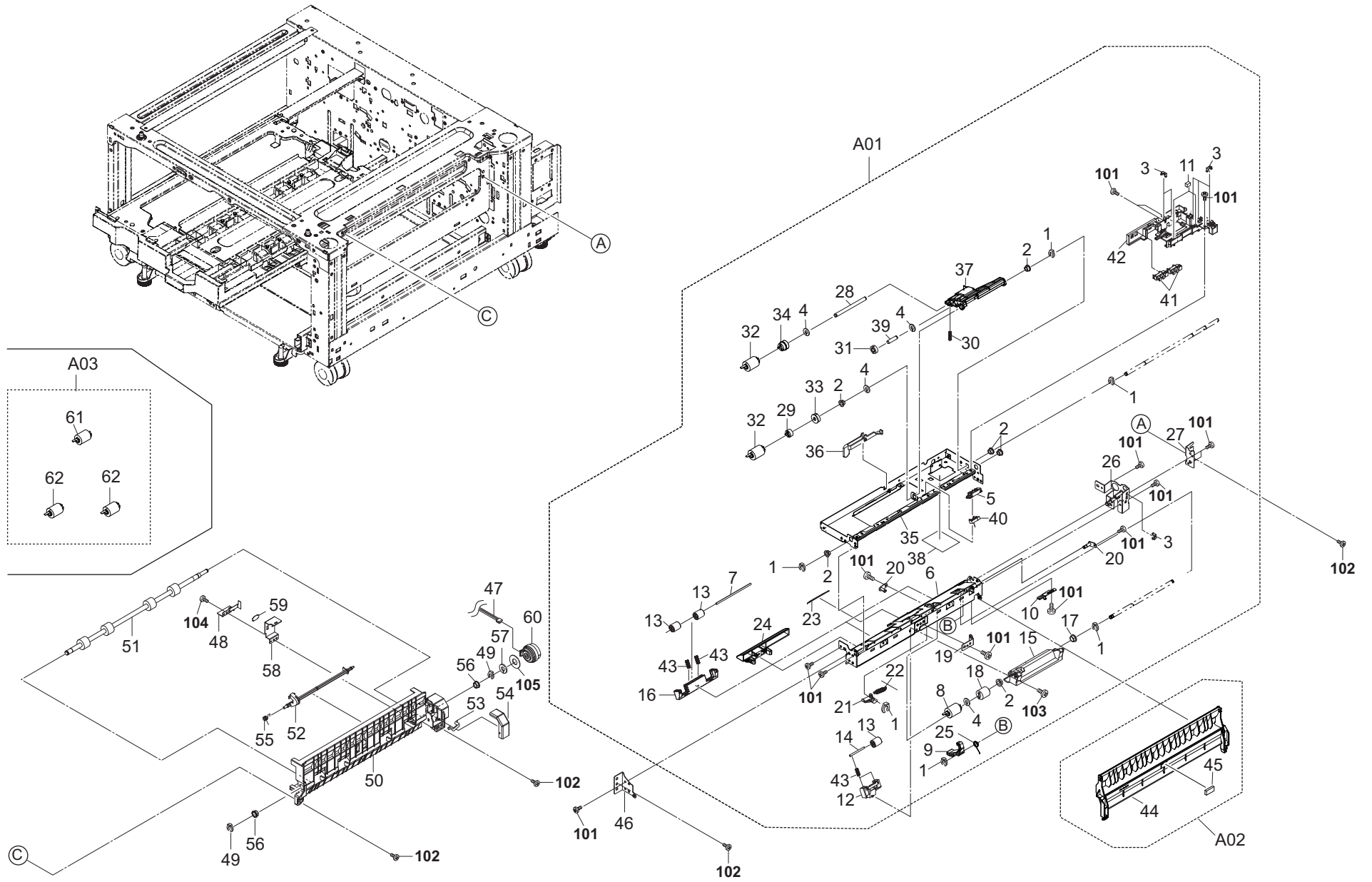


FIG. 8 Paper Deck Feed Section 1

2NJ/2RK/2WA

Ref. No. 番号	Part.No. 部品番号	Description 部品名称	Notes 備考	Revision 改訂	Quantity 個数			
					100 (日本)	120	230	240
A01	302NH94250	PARTS PRIMARY FEED UNIT DECK SP			1	1	1	1
1	*5MVX111DN003	RING STOPPER /A-49 FEED A4			6	6	6	6
2	*302K324450	BUSH 6			6	6	6	6
3	*302K931080	WIRE STOPPER			6	6	6	6
4	*302K924820	CUT-WASHER 4			4	4	4	4
5	*302K906290	HOLDER SENSOR FEED			1	1	1	1
6	*302NH06080	PLATE FRAME LOWER			1	1	1	1
7	*302NH06980	SHAFT FEED LOW			2	2	2	2
8	*302N406040	PULLEY RETARD			1	1	1	1
9	*302N406160	LEVER RETARD LOCK			1	1	1	1
10	*302K906420	PLATE RETARD ADJUST			1	1	1	1
11	*302H708150	SPONGE WIRE MPT			2	2	2	2
12	*302K906700	HOLDER PULLEY			1	1	1	1
13	*302F929260	PULLEY DU LOW			5	5	5	5
14	*302NH06990	SHAFT ASSIST PULLEY			1	1	1	1
15	*302NH06070	HOLDER RETARD			1	1	1	1
16	*302K906280	HOLDER PRIM FEED PULLEY			2	2	2	2
17	*34806040	LOWER BUSHING,PAPER FEED			1	1	1	1
18	*302K906750	TORQUE-LIMITER 390			1	1	1	1
19	*302NH06090	PLATE RETARD HOLDER			1	1	1	1
20	*302N406150	FULCRUM-PIN RETARD			2	2	2	2
21	*302N406130	LEVER RETARD RELEASE			1	1	1	1
22	*302NH06100	SPRING RETARD			1	1	1	1
23	*302K906721	SHEET PRIMARY FEED HI			1	1	1	1
24	*302N406060	GUIDE FRONT LOWER			1	1	1	1
25	*302N406140	SPRING RETARD LOCK			1	1	1	1
26	*302K906111	PLATE PRIMARY FEED DRIVE			1	1	1	1
27	*302K906270	MOUNT PRIMARY FEED R			1	1	1	1
28	*302N406070	SHAFT PICKUP PRIMARY			1	1	1	1
29	*302N406120	ONEWAY-CLUTCH 6			1	1	1	1
30	*302K906260	SPRING PICK UP			1	1	1	1
31	*302N406170	GEAR Z28 FEED			1	1	1	1
32	*302N406030	PULLEY FEED			2	2	2	2
33	*302N406100	GEAR Z32 FEED OW			1	1	1	1
34	*302N406110	GEAR Z32 PICKUP			1	1	1	1
35	*302N406010	PLATE FRAME UPPER			1	1	1	1
36	*302K906321	ACTUATOR PAPER EMPTY			1	1	1	1
37	*302N406050	HOLDER PICKUP			1	1	1	1
38	*303NF06350	SHEET SOLENOID			1	1	1	1
39	*302K906080	PIN PICK UP IDLE			1	1	1	1
40	*302K994580	PARTS SENSOR OPT. SP			1	1	1	1
41	*303M894260	PARTS SENSOR OPT SP			2	2	2	2
42	*302K906250	GUIDE PRIM FEED WIRE			1	1	1	1
43	*302F925780	SPRING DU			6	6	6	6
A02	303NF94162	PARTS GUIDE VF RIGHT SET SP			1	1	1	1
44	*303NF06131	GUIDE VF RIGHT			1	1	1	1
45	*302H715070	FRONT SPONGE CASE STAY			1	1	1	1
46	302K906100	MOUNT PRIMARY FEED			1	1	1	1

• Parts with a Ref.No. of 500 and above in the illustration indicate they are not selected for service parts.

• イラスト中で 500 番台の Ref 番号が付いている部品はサービスパーツに選定されていません。

FIG. 8 Paper Deck Feed Section 1

2NJ/2RK/2WA-6

Ref. No. 番号	Part.No. 部品番号	Description 部 品 名 称	Notes 備 考	Revision 改 訂	Quantity 個数			
					100(日本)	120	230	240
47	303NJ46080	WIRE VERTICAL 1			1	1	1	1
48	303NF06230	PLATE EARTH VF			1	1	1	1
49	2BC06910	STOPPER 6			2	2	2	2
50	303NF06090	GUIDE JUNCTION VF			1	1	1	1
51	303NF94070	PARTS ROLLER CONVEYING VF SP			1	1	1	1
52	303NF06210	ACTUATOR VF SENSOR			1	1	1	1
53	302K931080	WIRE STOPPER			1	1	1	1
54	303NF06240	COVER MIDDLE			1	1	1	1
55	302H729120	SPRING ACT DU			1	1	1	1
56	28107310	BUSH 8			2	2	2	2
57	302K924820	CUT-WASHER 4			1	1	1	1
58	303NF06220	MOUNT SENSOR VF			1	1	1	1
59	302GR17970	STOPPER PI			1	1	1	1
60	302NH44090	CLUTCH 50 Z35R		6:Part No.-chg.	1	1	1	1
A03	302N494230	PARTS PULLEY SET SP		3:Add	1	1	1	1
61	*302N406040	PULLEY RETARD		3:Others	1	1	1	1
62	*302N406030	PULLEY FEED		3:Others	2	2	2	2
101	7BB700308H	+BIND T.T S SCREW 3X8 SR						
102	7BB700410H	+BIND T.T S SCREW 4X10 SR						
103	7BB200308H	+BIND T.T P SCREW 3X8						
104	7BB200312H	+BIND T.T P SCREW 3X12						
105	7BC040621250H01	WASHER 6.2X12X0.5T						

• Parts with a Ref.No. of 500 and above in the illustration indicate they are not selected for service parts.

・イラスト中で 500 番台の Ref 番号が付いている部品はサービスパーツに選定されていません。

FIG. 9 Paper Deck Feed Section 2

2NJ/2RK/2WA-3

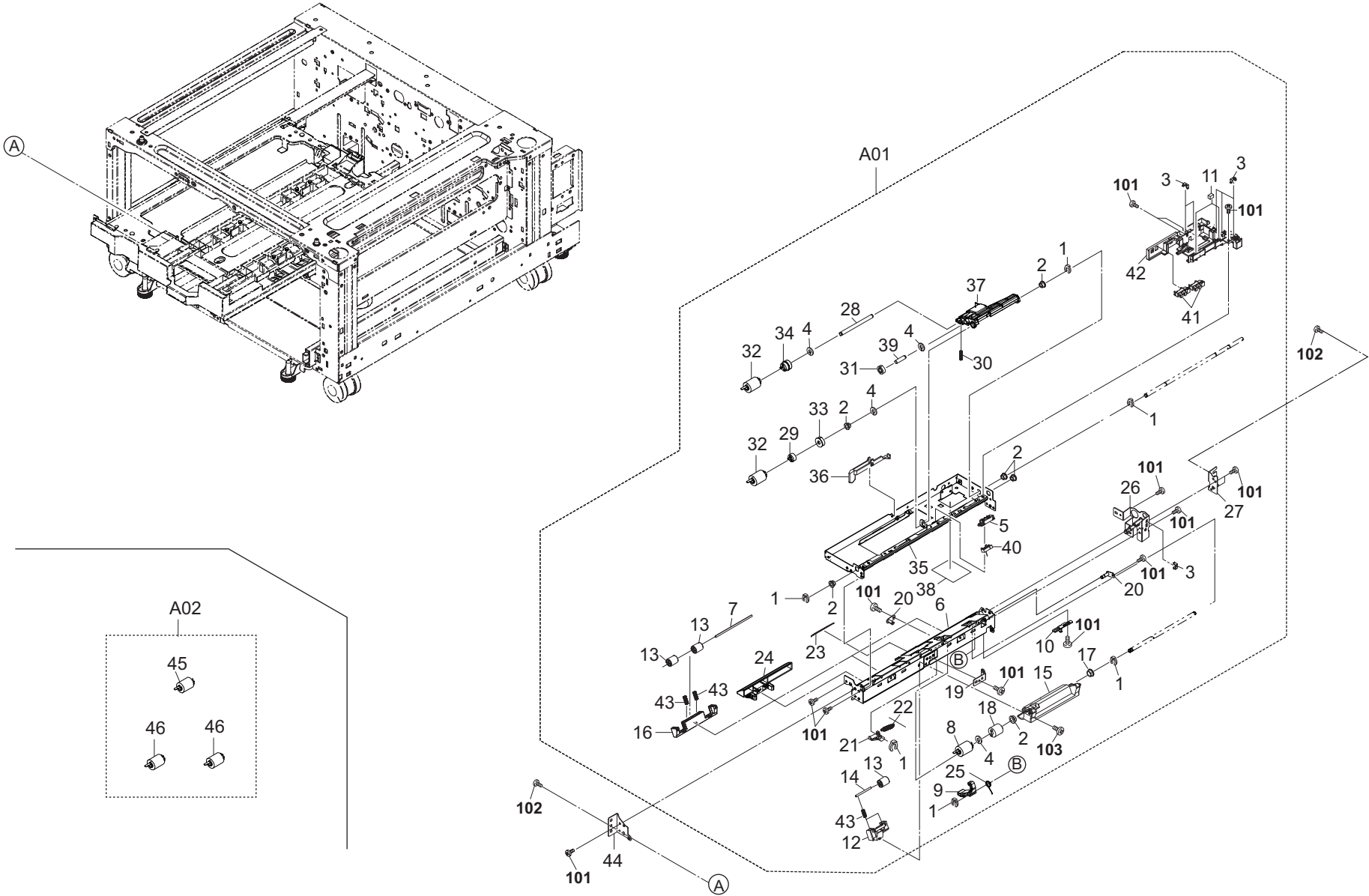


FIG. 9 Paper Deck Feed Section 2

2NJ/2RK/2WA-3

Ref. No. 番号	Part.No. 部品番号	Description 部品名称	Notes 備考	Revision 改訂	Quantity 個数			
					100(日本)	120	230	240
A01	302NH94250	PARTS PRIMARY FEED UNIT DECK SP			1	1	1	1
1	*5MVX111DN003	RING STOPPER /A-49 FEED A4			6	6	6	6
2	*302K324450	BUSH 6			6	6	6	6
3	*302K931080	WIRE STOPPER			6	6	6	6
4	*302K924820	CUT-WASHER 4			4	4	4	4
5	*302K906290	HOLDER SENSOR FEED			1	1	1	1
6	*302NH06080	PLATE FRAME LOWER			1	1	1	1
7	*302NH06980	SHAFT FEED LOW			2	2	2	2
8	*302N406040	PULLEY RETARD			1	1	1	1
9	*302N406160	LEVER RETARD LOCK			1	1	1	1
10	*302K906420	PLATE RETARD ADJUST			1	1	1	1
11	*302H708150	SPONGE WIRE MPT			2	2	2	2
12	*302K906700	HOLDER PULLEY			1	1	1	1
13	*302F929260	PULLEY DU LOW			5	5	5	5
14	*302NH06990	SHAFT ASSIST PULLEY			1	1	1	1
15	*302NH06070	HOLDER RETARD			1	1	1	1
16	*302K906280	HOLDER PRIM FEED PULLEY			2	2	2	2
17	*34806040	LOWER BUSHING,PAPER FEED			1	1	1	1
18	*302K906750	TORQUE-LIMITER 390			1	1	1	1
19	*302NH06090	PLATE RETARD HOLDER			1	1	1	1
20	*302N406150	FULCRUM-PIN RETARD			2	2	2	2
21	*302N406130	LEVER RETARD RELEASE			1	1	1	1
22	*302NH06100	SPRING RETARD			1	1	1	1
23	*302K906721	SHEET PRIMARY FEED HI			1	1	1	1
24	*302N406060	GUIDE FRONT LOWER			1	1	1	1
25	*302N406140	SPRING RETARD LOCK			1	1	1	1
26	*302K906111	PLATE PRIMARY FEED DRIVE			1	1	1	1
27	*302K906270	MOUNT PRIMARY FEED R			1	1	1	1
28	*302N406070	SHAFT PICKUP PRIMARY			1	1	1	1
29	*302N406120	ONEWAY-CLUTCH 6			1	1	1	1
30	*302K906260	SPRING PICK UP			1	1	1	1
31	*302N406170	GEAR Z28 FEED			1	1	1	1
32	*302N406030	PULLEY FEED			2	2	2	2
33	*302N406100	GEAR Z32 FEED OW			1	1	1	1
34	*302N406110	GEAR Z32 PICKUP			1	1	1	1
35	*302N406010	PLATE FRAME UPPER			1	1	1	1
36	*302K906321	ACTUATOR PAPER EMPTY			1	1	1	1
37	*302N406050	HOLDER PICKUP			1	1	1	1
38	*303NF06350	SHEET SOLENOID			1	1	1	1
39	*302K906080	PIN PICK UP IDLE			1	1	1	1
40	*302K994580	PARTS SENSOR OPT. SP			1	1	1	1
41	*303M894260	PARTS SENSOR OPT SP			2	2	2	2
42	*302K906250	GUIDE PRIM FEED WIRE			1	1	1	1
43	*302F925780	SPRING DU			6	6	6	6
44	302K906100	MOUNT PRIMARY FEED			1	1	1	1
A02	302N494230	PARTS PULLEY SET SP		3:Add	1	1	1	1
45	*302N406040	PULLEY RETARD		3:Others	1	1	1	1
46	*302N406030	PULLEY FEED		3:Others	2	2	2	2

• Parts with a Ref.No. of 500 and above in the illustration indicate they are not selected for service parts.

• イラスト中で 500 番台の Ref 番号が付いている部品はサービスパーツに選定されていません。

FIG. 9 Paper Deck Feed Section 2

2NJ/2RK/2WA-3

Ref. No. 番号	Part.No. 部品番号	Description 部品名称	Notes 備考	Revision 改訂	Quantity 個数			
					100 (日本)	120	230	240
101	7BB700308H	+BIND T.T S SCREW 3X8 SR						
102	7BB200412H	+BIND T.T P SCREW 4X12						
103	7BB200308H	+BIND T.T P SCREW 3X8						

• Parts with a Ref.No. of 500 and above in the illustration indicate they are not selected for service parts.

・イラスト中で 500 番台の Ref 番号が付いている部品はサービスパーツに選定されていません。

FIG. 10 Paper Deck Feed Section 3

2NJ/2RK/2WA

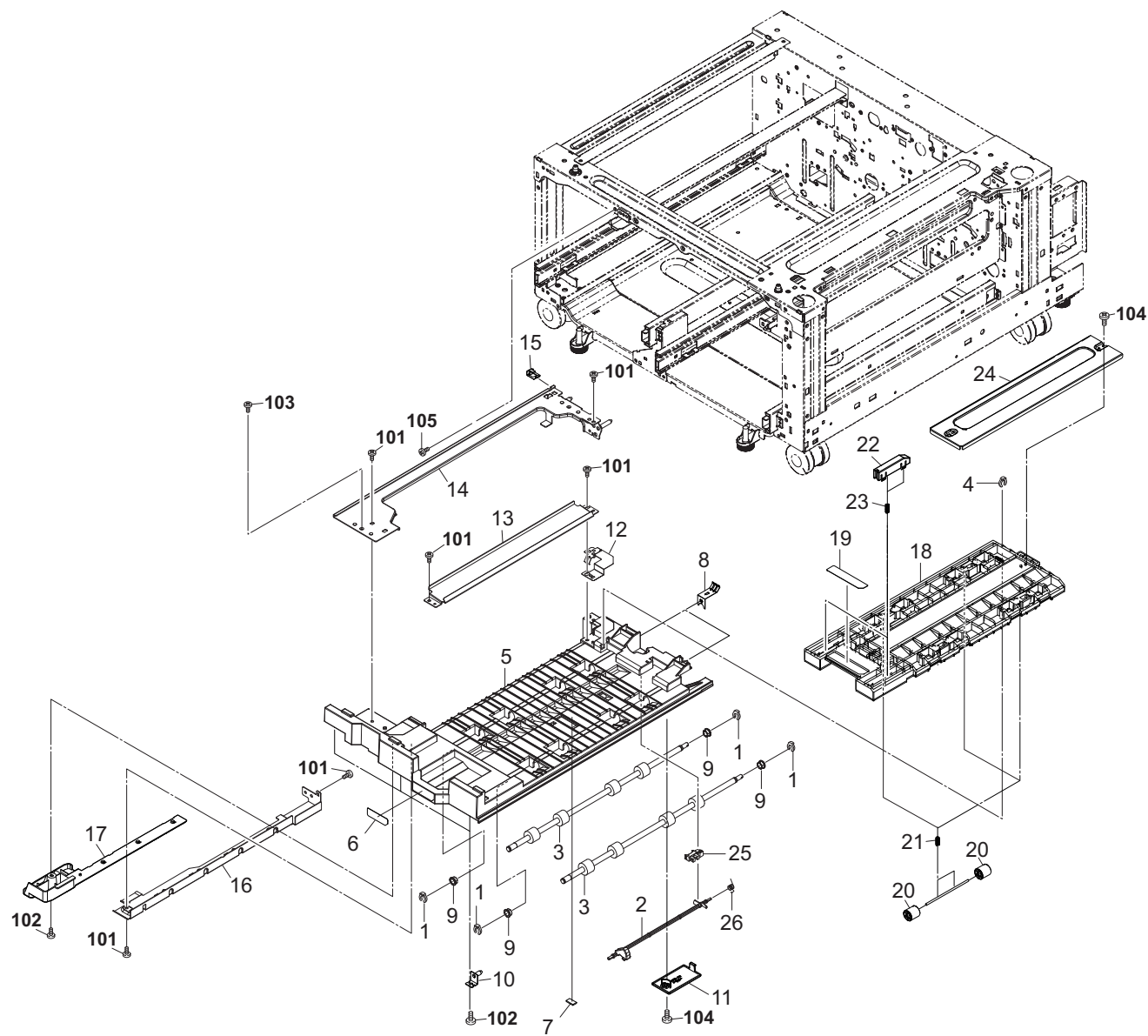


FIG. 10 Paper Deck Feed Section 3

2NJ/2RK/2WA

Ref. No. 番号	Part.No. 部品番号	Description 部品名称	Notes 備考	Revision 改訂	Quantity 個数			
					100(日本)	120	230	240
1	2BC06910	STOPPER 6			4	4	4	4
2	303NF06040	ACTUATOR HF			1	1	1	1
3	303NF94100	PARTS ROLLER CONVEYING DECK SP			2	2	2	2
4	5MVX111DN003	RING STOPPER /A-49 FEED A4			1	1	1	1
5	303NF06011	GUIDE HF LOWER			1	1	1	1
6	303NF34100	LABEL DECK B1			1	1	1	1
7	303NF06340	CUSHION ACTUATOR			1	1	1	1
8	303NF06060	PLATE HF ROLLER			2	2	2	2
9	28107310	BUSH 8			4	4	4	4
10	303NF06270	PIN HF LOWER			3	3	3	3
11	303NF06260	LID WIRE			1	1	1	1
12	303NF06050	PLATE HF L			1	1	1	1
13	303NF06030	GUIDE HF LEFT			1	1	1	1
14	303NF06020	RAIL HF LEFT			1	1	1	1
15	303NF06070	SLIDER HF RAIL			1	1	1	1
16	303NF06282	RAIL HF LOWER			1	1	1	1
17	303NF06302	SLIDER HF FRONT			1	1	1	1
18	303NF06080	GUIDE HF UPPER			1	1	1	1
19	303NF34110	LABEL DECK B2			1	1	1	1
20	302H722760	PULLEY MIDDLE A			8	8	8	8
21	303NF06320	SPRING DECK FEED			8	8	8	8
22	303NF06180	LEVER HF UPPER			2	2	2	2
23	302F708310	SPRING LOCK MPF			4	4	4	4
24	303NF06310	STAY GUIDE UPPER			1	1	1	1
25	303M894260	PARTS SENSOR OPT SP			1	1	1	1
26	302H729120	SPRING ACT DU			1	1	1	1
101	7BB200412H	+BIND T.T P SCREW 4X12						
102	7BB200410H	+BIND T.T P SCREW 4X10						
103	7BB700408H	+BIND T.T S SCREW 4X8 SR						
104	7BB202308H	+TP-FLAT T.T P SCREW 3X8						
105	7BB700410H	+BIND T.T S SCREW 4X10 SR						

• Parts with a Ref.No. of 500 and above in the illustration indicate they are not selected for service parts.

• イラスト中で 500 番台の Ref 番号が付いている部品はサービスパーツに選定されていません。

FIG. 11 Paper Deck Drive Section

2NJ/2RK/2WA-1

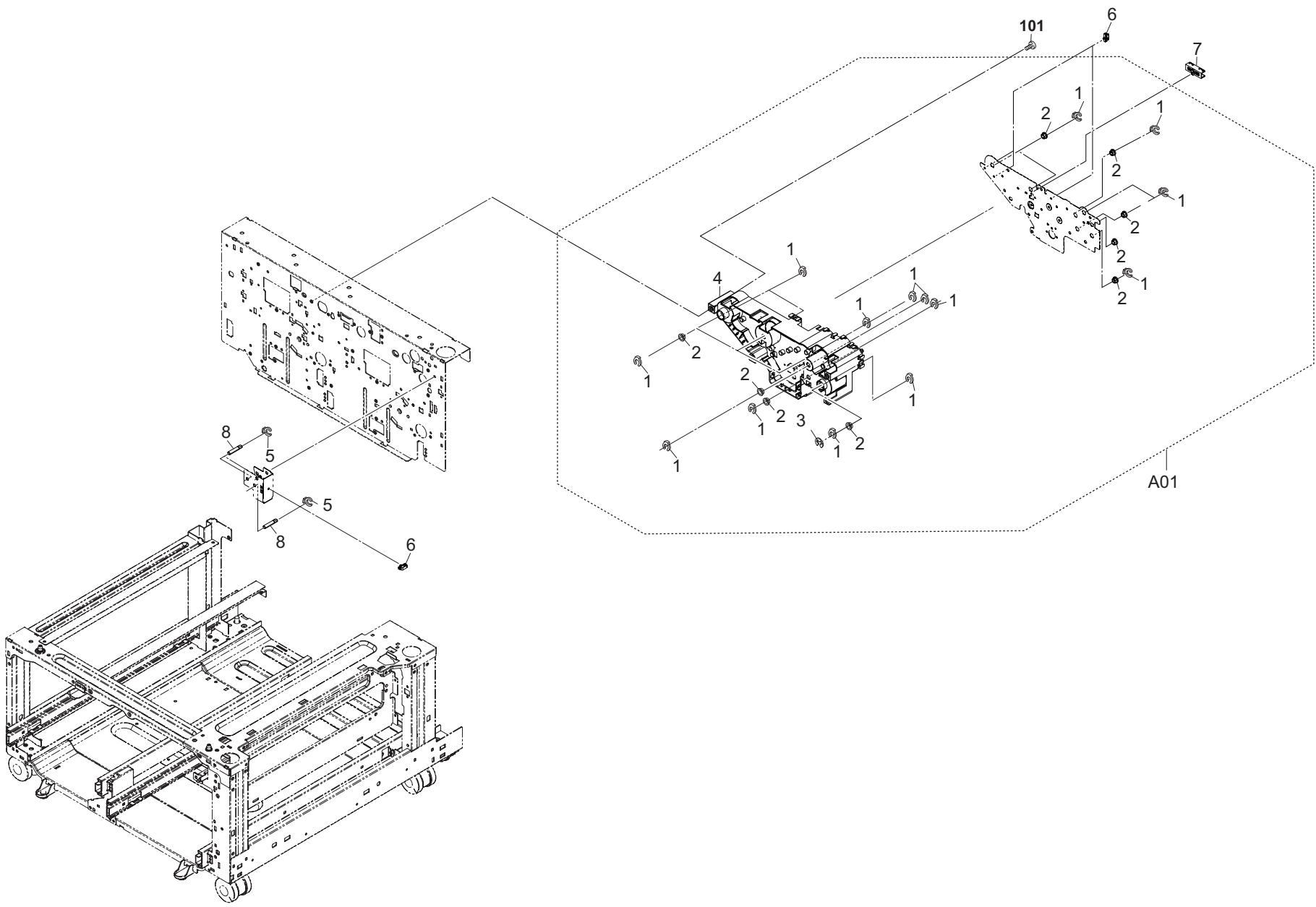


FIG. 11 Paper Deck Drive Section

2NJ/2RK/2WA-1

Ref. No. 番号	Part.No. 部品番号	Description 部品名称	Notes 備考	Revision 改訂	Quantity 個数			
					100(日本)	120	230	240
A01	302NH94280	PARTS DRIVE UNIT SP			1	1	1	1
1	*5MVX111DN003	RING STOPPER /A-49 FEED A4			19	19	19	19
2	*302H702590	BUSH SCREW			12	12	12	12
3	*302K924820	CUT-WASHER 4			1	1	1	1
4	*303NF31011	HOUSING MAIN DRIVE		1:Add	1	1	1	1
5	5MVX111DN003	RING STOPPER /A-49 FEED A4			3	3	3	3
6	7YZM610008++H01	ACCESS.SADDLE			3	3	3	3
7	302LF39050	GUIDE WIRE FRONT PWB			1	1	1	1
8	303NF31130	PIN FEED DRIVE		1:Others	3	3	3	3
101	7BB700410H	+BIND T.T S SCREW 4X10 SR						

• Parts with a Ref.No. of 500 and above in the illustration indicate they are not selected for service parts.

• イラスト中で 500 番台の Ref 番号が付いている部品はサービスパーツに選定されていません。

FIG. 12 Paper Deck Electrical Components

2NJ/2RK/2WA-1

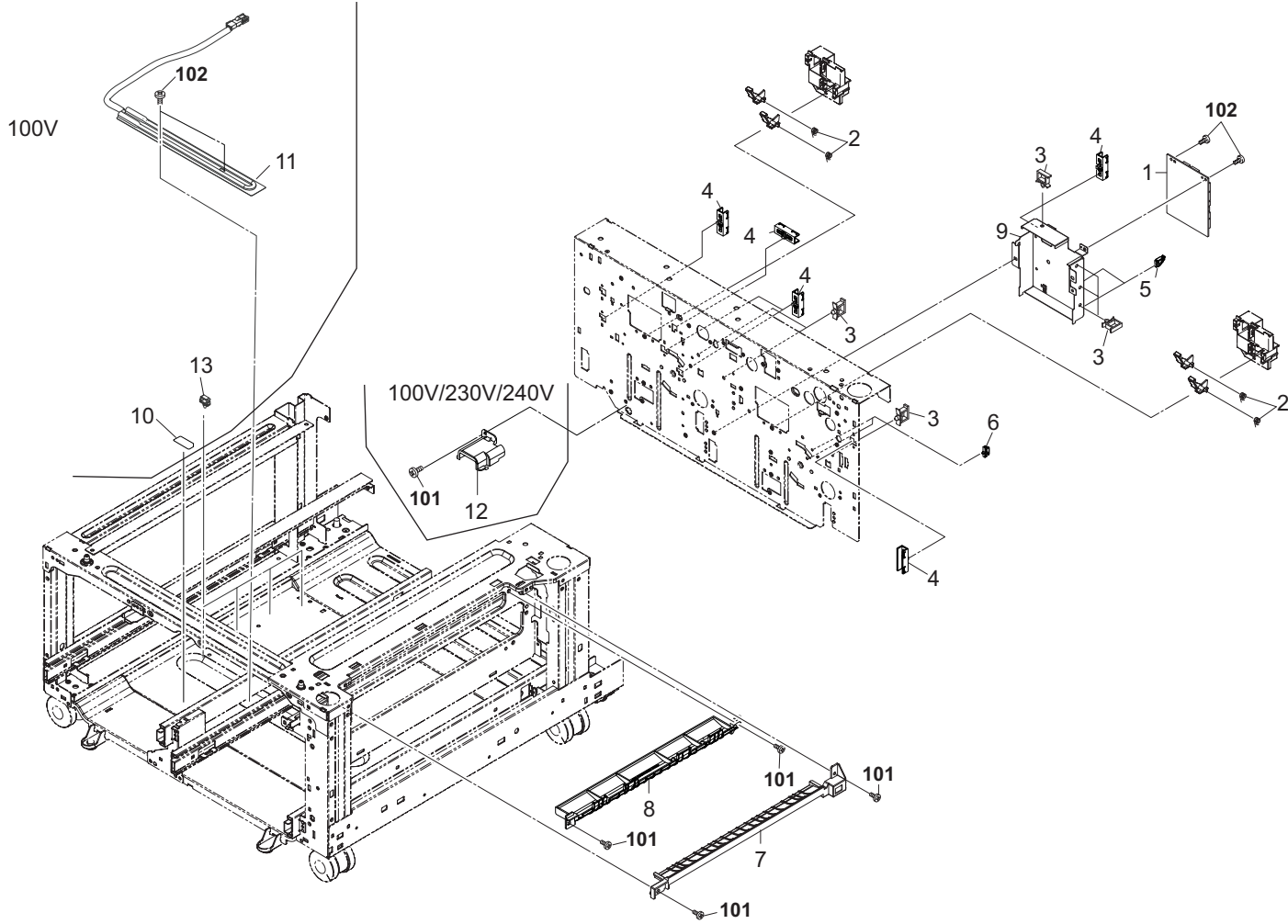


FIG. 12 Paper Deck Electrical Components

2NJ/2RK/2WA-1

Ref. No. 番号	Part.No. 部品番号	Description 部品名称	Notes 備考	Revision 改訂	Quantity 個数			
					100(日本)	120	230	240
1	302NH94300	PARTS PWB FRONT DECK ASSY SP			1	1	1	1
2	302H729120	SPRING ACT DU			4	4	4	4
3	7YZM610002++H01	ACCESS SADDLE			7	7	7	7
4	302LF39050	GUIDE WIRE FRONT PWB			6	6	6	6
5	302K939230	HOLDER PWB			2	2	2	2
6	7YZM610008++H01	ACCESS.SADDLE			1	1	1	1
7	303NF06120	GUIDE LOWER MID			1	1	1	1
8	303NF06110	GUIDE UPPER MID			1	1	1	1
9	303NF39052	MOUNT PWB MAIN		1:Add	1	1	1	1
10	302K934150	LABEL HIGH TEMP		1:Add	1			
11	302RH44030	HEATER DEHUMIDIFIER 100		1:Add	1			
12	303NF04140	COVER CONNECTOR HEATER		1:Add	1		1	1
13	7YZM610001++H01	ACCESS SADDLE		1:Add	4			
101	7BB700410H	+BIND T.T S SCREW 4X10 SR						
102	7BB700308H	+BIND T.T S SCREW 3X8 SR						

• Parts with a Ref.No. of 500 and above in the illustration indicate they are not selected for service parts.

• イラスト中で 500 番台の Ref 番号が付いている部品はサービスパーツに選定されていません。

FIG. 13 Paper Feed Section

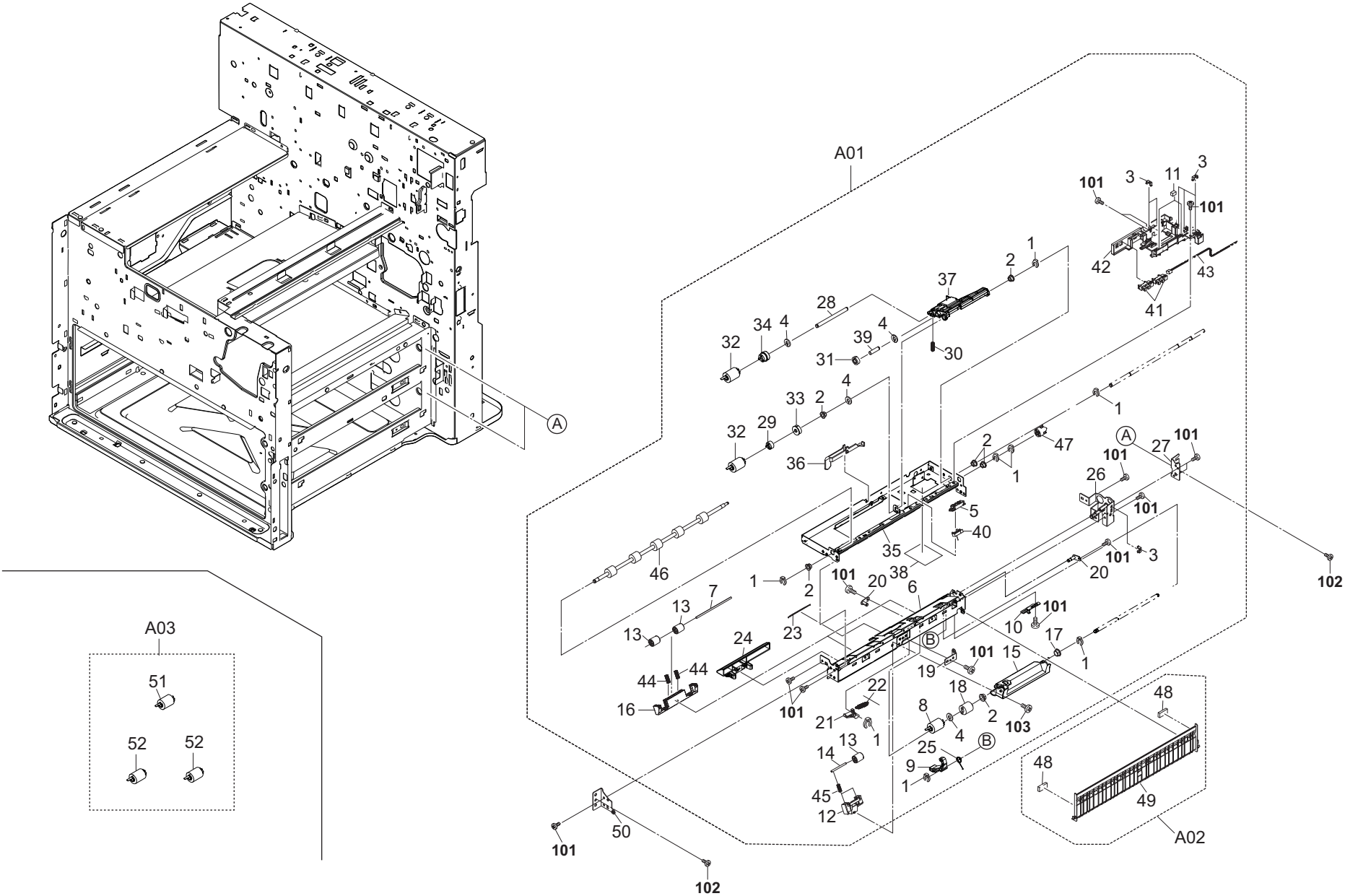


FIG. 13 Paper Feed Section

2NJ/2RK/2WA

Ref. No. 番号	Part.No. 部品番号	Description 部品名称	Notes 備考	Revision 改訂	Quantity 個数			
					100(日本)	120	230	240
A01	302NH94220	PARTS PRIMARY FEED UNIT HI SP			2	2	2	2
1	*5MVX111DN003	RING STOPPER /A-49 FEED A4			16	16	16	16
2	*302K324450	BUSH 6			12	12	12	12
3	*302K931080	WIRE STOPPER			12	12	12	12
4	*302K924820	CUT-WASHER 4			8	8	8	8
5	*302K906290	HOLDER SENSOR FEED			2	2	2	2
6	*302NH06080	PLATE FRAME LOWER			2	2	2	2
7	*302NH06980	SHAFT FEED LOW			4	4	4	4
8	*302N406040	PULLEY RETARD			2	2	2	2
9	*302N406160	LEVER RETARD LOCK			2	2	2	2
10	*302K906420	PLATE RETARD ADJUST			2	2	2	2
11	*302H708150	SPONGE WIRE MPT			4	4	4	4
12	*302K906700	HOLDER PULLEY			2	2	2	2
13	*302F929260	PULLEY DU LOW			10	10	10	10
14	*302NH06990	SHAFT ASSIST PULLEY			2	2	2	2
15	*302NH06070	HOLDER RETARD			2	2	2	2
16	*302K906280	HOLDER PRIM FEED PULLEY			4	4	4	4
17	*34806040	LOWER BUSHING,PAPER FEED			2	2	2	2
18	*302K906750	TORQUE-LIMITER 390			2	2	2	2
19	*302NH06090	PLATE RETARD HOLDER			2	2	2	2
20	*302N406150	FULCRUM-PIN RETARD			4	4	4	4
21	*302N406130	LEVER RETARD RELEASE			2	2	2	2
22	*302NH06100	SPRING RETARD			2	2	2	2
23	*302K906721	SHEET PRIMARY FEED HI			2	2	2	2
24	*302N406060	GUIDE FRONT LOWER			2	2	2	2
25	*302N406140	SPRING RETARD LOCK			2	2	2	2
26	*302K906111	PLATE PRIMARY FEED DRIVE			2	2	2	2
27	*302K906270	MOUNT PRIMARY FEED R			2	2	2	2
28	*302N406070	SHAFT PICKUP PRIMARY			2	2	2	2
29	*302N406120	ONEWAY-CLUTCH 6			2	2	2	2
30	*302K906260	SPRING PICK UP			2	2	2	2
31	*302N406170	GEAR Z28 FEED			2	2	2	2
32	*302N406030	PULLEY FEED			4	4	4	4
33	*302N406100	GEAR Z32 FEED OW			2	2	2	2
34	*302N406110	GEAR Z32 PICKUP			2	2	2	2
35	*302N406010	PLATE FRAME UPPER			2	2	2	2
36	*302K906321	ACTUATOR PAPER EMPTY			2	2	2	2
37	*302N406050	HOLDER PICKUP			2	2	2	2
38	*303NF06350	SHEET SOLENOID			2	2	2	2
39	*302K906080	PIN PICK UP IDLE			2	2	2	2
40	*302K994580	PARTS SENSOR OPT. SP			2	2	2	2
41	*303M894260	PARTS SENSOR OPT SP			4	4	4	4
42	*302K906250	GUIDE PRIM FEED WIRE			2	2	2	2
43	*302N446280	WIRE PRIMARY FEED UNIT			2	2	2	2
44	*302LC28240	SPRING SWITCHBACK			8	8	8	8
45	*302F708310	SPRING LOCK MPF			2	2	2	2
46	*302K994420	PARTS ROLLER ASSIST SP			2	2	2	2
47	*302K931530	COUPLING DRIVE			2	2	2	2

• Parts with a Ref.No. of 500 and above in the illustration indicate they are not selected for service parts.

• イラスト中で 500 番台の Ref 番号が付いている部品はサービスパーツに選定されていません。

FIG. 13 Paper Feed Section

2NJ/2RK/2WA-3

Ref. No. 番号	Part.No. 部品番号	Description 部品名称	Notes 備考	Revision 改訂	Quantity 個数			
					100(日本)	120	230	240
A02	*302K994B90	PARTS GUIDE PRIMARY FEED SET SP			2	2	2	2
48	**29812291	CUSHION,CONTACT GLASS			4	4	4	4
49	**302K906051	GUIDE PRIMARY FEED			2	2	2	2
50	302K906100	MOUNT PRIMARY FEED			2	2	2	2
A03	302N494230	PARTS PULLEY SET SP		3:Add	2	2	2	2
51	*302N406040	PULLEY RETARD		3:Others	2	2	2	2
52	*302N406030	PULLEY FEED		3:Others	4	4	4	4
101	7BB700308H	+BIND T.T S SCREW 3X8 SR						
102	7BB700410H	+BIND T.T S SCREW 4X10 SR						
103	7BB200308H	+BIND T.T P SCREW 3X8						

• Parts with a Ref.No. of 500 and above in the illustration indicate they are not selected for service parts.

• イラスト中で 500 番台の Ref 番号が付いている部品はサービスパーツに選定されていません。

FIG. 14 Paper Conveying Section 1-1

2NJ/2RK/2WA-4

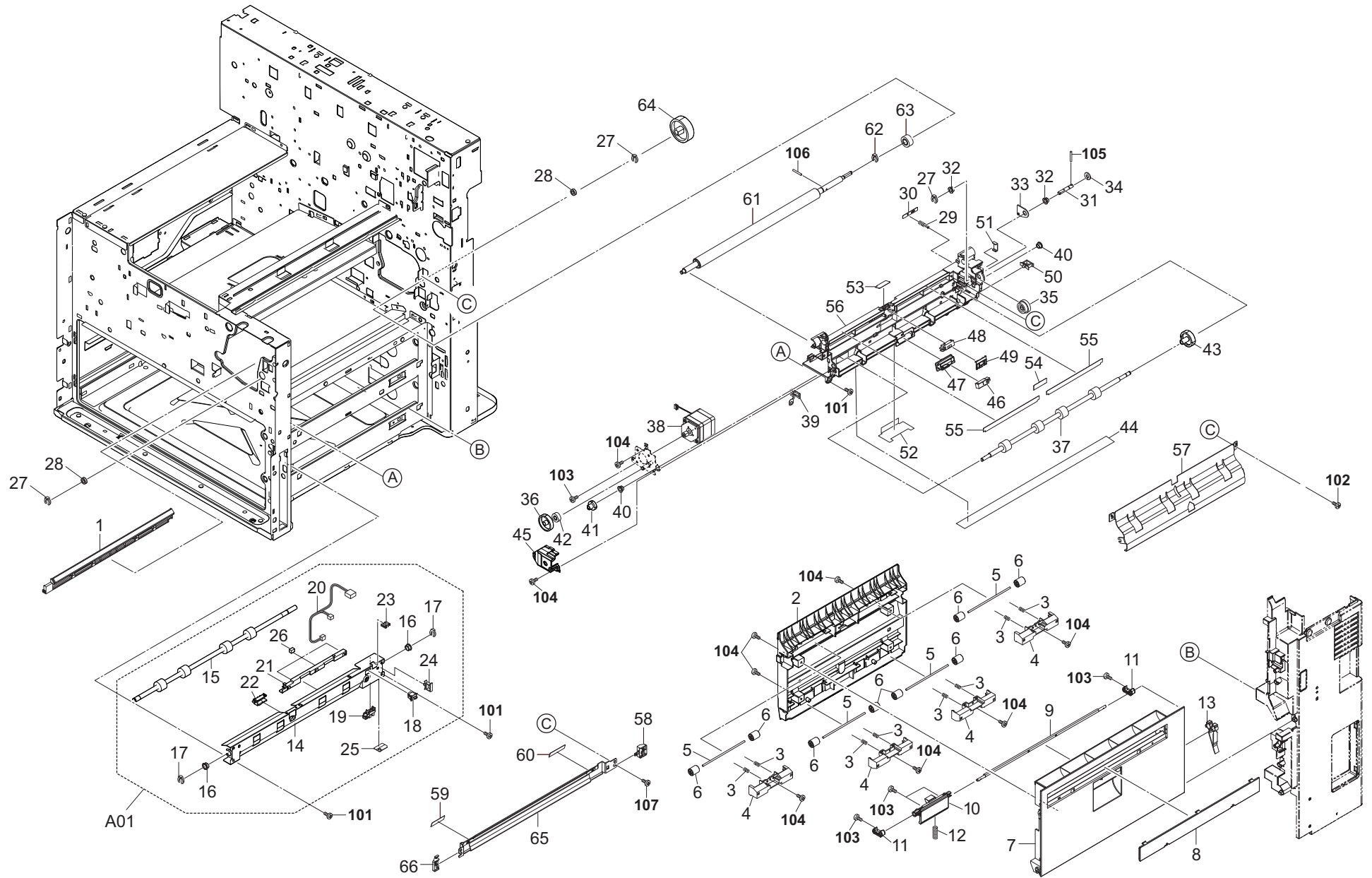


FIG. 14 Paper Conveying Section 1-1

2NJ/2RK/2WA

Ref. No. 番号	Part.No. 部品番号	Description 部品名称	Notes 備考	Revision 改訂	Quantity 個数			
					100(日本)	120	230	240
1	302LF94160	PARTS CLEANER REGIST ASSY SP			1	1	1	1
2	302NH06610	GUIDE FEED LOW			1	1	1	1
3	2DC12170	SPRING TENSION			8	8	8	8
4	302K906640	HOLDER FEED LOW PULLEY			4	4	4	4
5	302NH06980	SHAFT FEED LOW			4	4	4	4
6	302H722760	PULLEY MIDDLE A			8	8	8	8
7	302NH06030	COVER FEED LOW			1	1	1	1
8	302NH06050	LID SIDE FEED			1	1	1	1
9	302K906681	SHAFT FEED LOW HOOK			1	1	1	1
10	302NH06040	HANDLE FEED LOW			1	1	1	1
11	302K906670	HOOK FEED LOW			2	2	2	2
12	302FZ20021	SPRING LID			1	1	1	1
13	2BG06480	BAND B			1	1	1	1
A01	302NH94160	PARTS GUIDE FEED MIDDLE ASSY SP			1	1	1	1
14	*302NH06020	PLATE FEED LOW			1	1	1	1
15	*302NH94350	PARTS ROLLER FEED LOW SP			1	1	1	1
16	*28107310	BUSH 8			2	2	2	2
17	*2BC06910	STOPPER 6			2	2	2	2
18	*7SP01000006+H01	SW.PUSH			1	1	1	1
19	*302K994580	PARTS SENSOR OPT. SP			1	1	1	1
20	*302NH46710	CONN.CORD ASSY GUIDE FEED LOW			1	1	1	1
21	*302NH06010	GUIDE FEED WIRE			1	1	1	1
22	*302NH06290	HOLDER SENSOR FEED			1	1	1	1
23	*7YZM210006++H01	ACCESS.EDGING			1	1	1	1
24	*7YZM610002++H01	ACCESS SADDLE			1	1	1	1
25	*302LC06210	GUIDE WIRE FEED LOW			1	1	1	1
26	*302H708150	SPONGE WIRE MPT			3	3	3	3
27	5MVX111DN003	RING STOPPER /A-49 FEED A4			3	3	3	3
28	7BE006155J31H01	BEARING 696ZZNR			2	2	2	2
29	302K939360	SPRING HV			1	1	1	1
30	302K924620	PLATE HV			1	1	1	1
31	302N224010	SHAFT DRIVE MIDDLE			1	1	1	1
32	302H702590	BUSH SCREW			2	2	2	2
33	302K924660	BRACKET KEY MIDDLE A			1	1	1	1
34	302K924820	CUT-WASHER 4			1	1	1	1
35	302K924690	GEAR Z27L Z24L			1	1	1	1
36	302NH24630	GEAR Z60R-Z18S			1	1	1	1
37	302LC94551	PARTS ROLLER MIDDLE L SP			1	1	1	1
38	302NH94140	PARTS MOTOR-BL INNER W10 SP			1	1	1	1
39	302K924570	PLATE EARTH MIDDLE			1	1	1	1
40	302K324450	BUSH 6			2	2	2	2
41	302NH24600	GEAR Z20S			1	1	1	1
42	302NH24640	GEAR Z18S IDLE			1	1	1	1
43	302NH31080	GEAR Z35R			1	1	1	1
44	302LF33910	SEAL MIDDLE FEED			1	1	1	1
45	302NH24040	COVER MOTOR MIDDLE			1	1	1	1
46	2FG27110	SWITCH REGISTRATION			1	1	1	1
47	302K924870	HOLDER SENSOR MIDDLE			1	1	1	1

• Parts with a Ref.No. of 500 and above in the illustration indicate they are not selected for service parts.

• イラスト中で 500 番台の Ref 番号が付いている部品はサービスパーツに選定されていません。

FIG. 14 Paper Conveying Section 1-1

2NJ/2RK/2WA-4

Ref. No. 番号	Part.No. 部品番号	Description 部品名称	Notes 備考	Revision 改訂	Quantity 個数			
					100 (日本)	120	230	240
48	3H327410	SENSOR,CONVEYING			1	1	1	1
49	302K924861	HOLDER SENSOR REGIST			1	1	1	1
50	7YZM610007++H01	ACCESS.SADDLE			1	1	1	1
51	303LL02330	HOLDER WIRE D			1	1	1	1
52	302LF33580	FILM FEED UPPER			1	1	1	1
53	302K924890	SHEET COVER SENSOR			1	1	1	1
54	302K924881	SHEET REGIST L C			1	1	1	1
55	302K924560	SHEET REGIST L A			2	2	2	2
56	302NH24540	FRAME MIDDLE FEED			1	1	1	1
57	302K924542	PLATE MIDDLE FEED			1	1	1	1
58	302LF22590	SPACER FRAME REAR		4:Add	1	1	1	1
59	302LF22650	SHEET PROTECTOR TONER F		4:Add	1	1	1	1
60	302LF22660	SHEET PROTECTOR TONER R		4:Add	1	1	1	1
61	302K994A00	PARTS ROLLER REGIST H SP		4:Add	1	1	1	1
62	302K921120	STOPPER 8		4:Add	1	1	1	1
63	302K924510	GEAR Z24L		4:Add	1	1	1	1
64	302NH31310	GEAR Z60R		4:Add	1	1	1	1
65	302LF22070	GUIDE TRANSFER FRONT A		4:Add	1	1	1	1
66	302LF22580	SPACER FRAME FRONT		4:Add	1	1	1	1
101	7BB700408H	+BIND T.T S SCREW 4X8 SR						
102	7BB200310H	+BIND T.T P SCREW 3X10						
103	7BB600306H	+BIND M SCREW 3X6 R						
104	7BB200308H	+BIND T.T P SCREW 3X8						
105	5MBP2014WXSP	SPRING PIN / M2 X 14 S-BLK						
106	7BP512014B0CH01	PARALLEL PIN 2.0X14		4:Add				
107	7BB782410H	+TP-FLAT T.T S SCREW 4X10 SR(BLACK)		4:Add				

• Parts with a Ref.No. of 500 and above in the illustration indicate they are not selected for service parts.

• イラスト中で 500 番台の Ref 番号が付いている部品はサービスパーツに選定されていません。

FIG. 15 Paper Conveying Section 1-2

2NJ/2RK/2WA

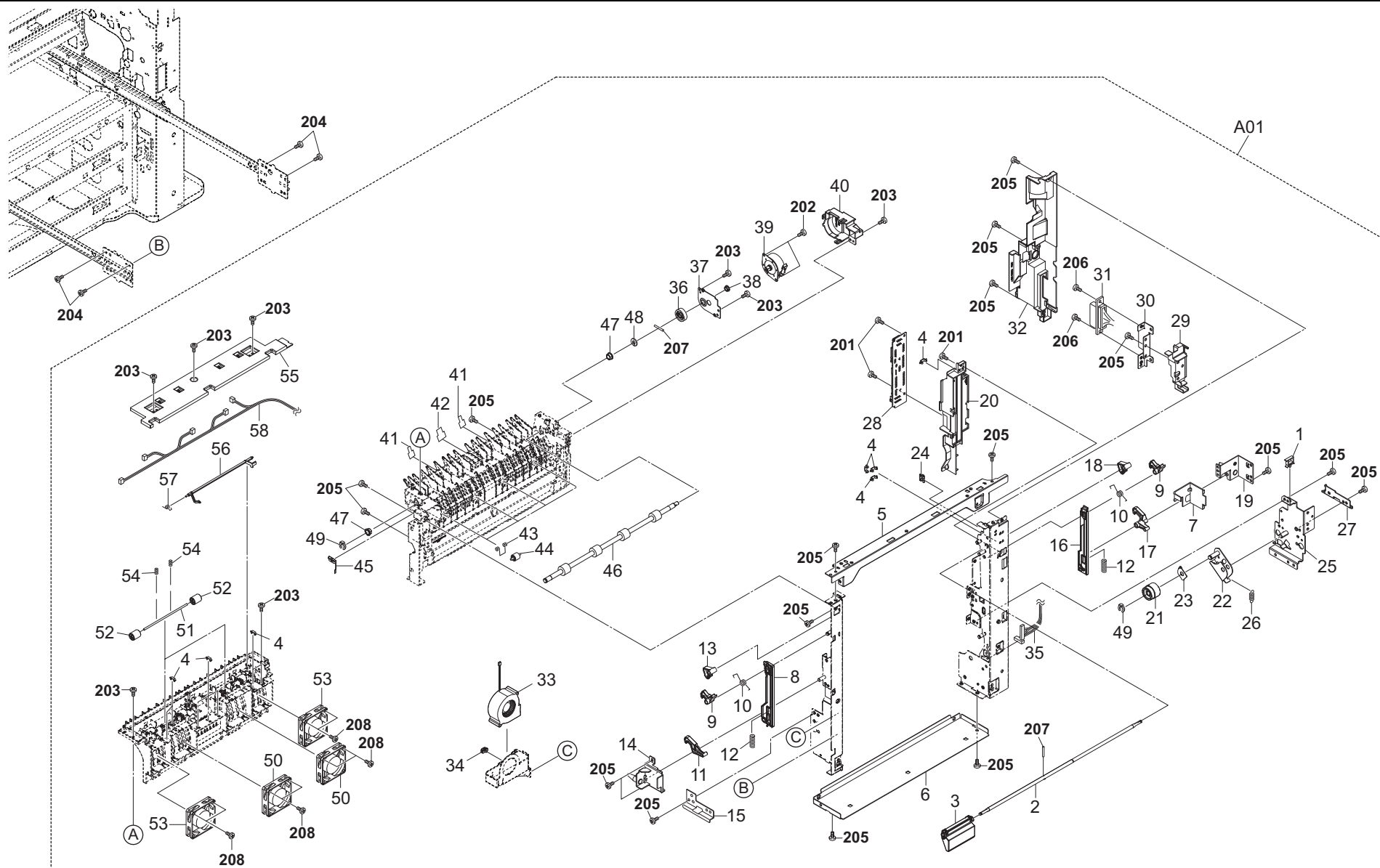


FIG. 15 Paper Conveying Section 1-2

2NJ/2RK/2WA-5

Ref. No. 番号	Part.No. 部品番号	Description 部品名称	Notes 備考	Revision 改訂	Quantity 個数			
					100 (日本)	120	230	240
A01	302NJ94031	PARTS CONVEYING UNIT (Z) SP		1:Others/5:Design-chg.	1		1	1
A01	302NJ94231	PARTS CONVEYING UNIT (Z) KDA SP		1:Add/5:Design-chg.		1		
1	*7YZM610001++H01	ACCESS SADDLE			1	1	1	1
2	*302K929100	SHAFT CONVEYING HOOK UP			1	1	1	1
3	*302NH29060	LEVER COVER RIGHT			1	1	1	1
4	*302K931080	WIRE STOPPER			11	11	11	11
5	*302K929051	PLATE CONVEYING TOP			1	1	1	1
6	*302K929040	PLATE CONVEYING LOW			1	1	1	1
7	*302K929750	COVER WIRE			1	1	1	1
8	*302K929400	ARM HOOK F			1	1	1	1
9	*302K929120	HOOK CONVEYING UP			2	2	2	2
10	*302K929190	SPRING HOOK UP			2	2	2	2
11	*302K929140	HOOK CONVEYING LOW F			1	1	1	1
12	*3HL07240	SPRING HOOK			2	2	2	2
13	*302K929170	CAM HOOK FRONT			1	1	1	1
14	*302K929630	PIN CONVEYING F			1	1	1	1
15	*302NJ29010	GUIDE UNIT F			1	1	1	1
16	*302N729060	ARM HOOK R			1	1	1	1
17	*302K929150	HOOK CONVEYING LOW R			1	1	1	1
18	*302K929160	CAM HOOK REAR			1	1	1	1
19	*302K929640	PIN CONVEYING R			1	1	1	1
20	*302N729050	COVER ARM			1	1	1	1
21	*302K929240	GEAR Z30R-Z27L			1	1	1	1
22	*302K929600	PLATE JOINT			1	1	1	1
23	*302K929610	GUIDE GEAR			1	1	1	1
24	*7YZM210006++H01	ACCESS.EDGING			1	1	1	1
25	*302K929063	MOUNT DU DRIVE			1	1	1	1
26	*302F902180	SPRING LEVER EF			1	1	1	1
27	*302K929580	GUIDE UNIT R			1	1	1	1
28	*302K994201	PARTS PWB JUNCTION ASSY SP			1	1	1	1
29	*302K924390	HOLDER DRAWER			1	1	1	1
30	*302K929620	PLATE DRAWER			1	1	1	1
31	*302LF46521	WIRE CONVEYING			1	1	1	1
32	*302N729040	COVER INNER CONVEYING A			1	1	1	1
33	*302LC94380	PARTS FAN COOLING LSU 60 SP			1	1	1	1
34	*7YZM610007++H01	ACCESS.SADDLE			1	1	1	1
35	*302LC46480	WIRE MPF JOINT			1	1	1	1
36	*302K929740	GEAR Z43R			1	1	1	1
37	*302K929730	MOUNT MOTOR DU UP			1	1	1	1
38	*302K924830	BUSH DU EW			1	1	1	1
39	*302K994300	PARTS MOTOR PM FEED SP			1	1	1	1
40	*302K929540	COVER CLUTCH A			1	1	1	1
41	*302K929790	FILM GUIDE DU A			2	2	2	2
42	*302K929800	FILM GUIDE DU B			1	1	1	1
43	*302K924770	SPRING HOLDER PULLEY			4	4	4	4
44	*302FZ07020	PULLEY MPT BYPASS			4	4	4	4
45	*302K929690	PLATE EARTH DU			1	1	1	1
46	*302K994491	PARTS ROLLER DU UP SP			1	1	1	1

• Parts with a Ref.No. of 500 and above in the illustration indicate they are not selected for service parts.

• イラスト中で 500 番台の Ref 番号が付いている部品はサービスパーツに選定されていません。

FIG. 15 Paper Conveying Section 1-2

2NJ/2RK/2WA

Ref. No. 番号	Part.No. 部品番号	Description 部品名称	Notes 備考	Revision 改訂	Quantity 個数			
					100(日本)	120	230	240
47	*28107310	BUSH 8			2	2	2	2
48	*302HG12310	CUT WASHER 4			1	1	1	1
49	*2BC06910	STOPPER 6			2	2	2	2
50	*302FZ94420	PARTS,FAN COOLING CONVEYING SP			2	2	2	2
51	*302K324460	SHAFT FEED			2	2	2	2
52	*302F929260	PULLEY DU LOW			4	4	4	4
53	*302LC94320	PARTS FAN COOLING 50 SP			2	2	2	2
54	*302K929780	SPRING-COMPRESSION DU UP			4	4	4	4
55	*302K929490	COVER RIGHT GUIDE			1	1	1	1
56	*302K929470	ACTUATOR DU A			1	1	1	1
57	*302K928190	SPRING-TORSION SWITCHBACK			1	1	1	1
58	*302LC46240	WIRE DU UPPER			1	1	1	1
201	7BB700308H	+BIND T.T S SCREW 3X8 SR						
202	7BB700306H	+BIND T.T S SCREW 3X6 SR						
203	7BB200308H	+BIND T.T P SCREW 3X8						
204	7BB180408H	+BIND T.T S SCREW 4X8(BLACK)						
205	7BB700408H	+BIND T.T S SCREW 4X8 SR						
206	7BB700312H	+BIND T.T S SCREW 3X12 SR						
207	7BP512012BOCH01	PARALLEL PIN 2.0X12						
208	7BB200322H	+BIND T.T P SCREW 3X22						

• Parts with a Ref.No. of 500 and above in the illustration indicate they are not selected for service parts.

• イラスト中で 500 番台の Ref 番号が付いている部品はサービスパーツに選定されていません。

FIG. 16 Paper Conveying Section 1-3

2NJ/2RK/2WA

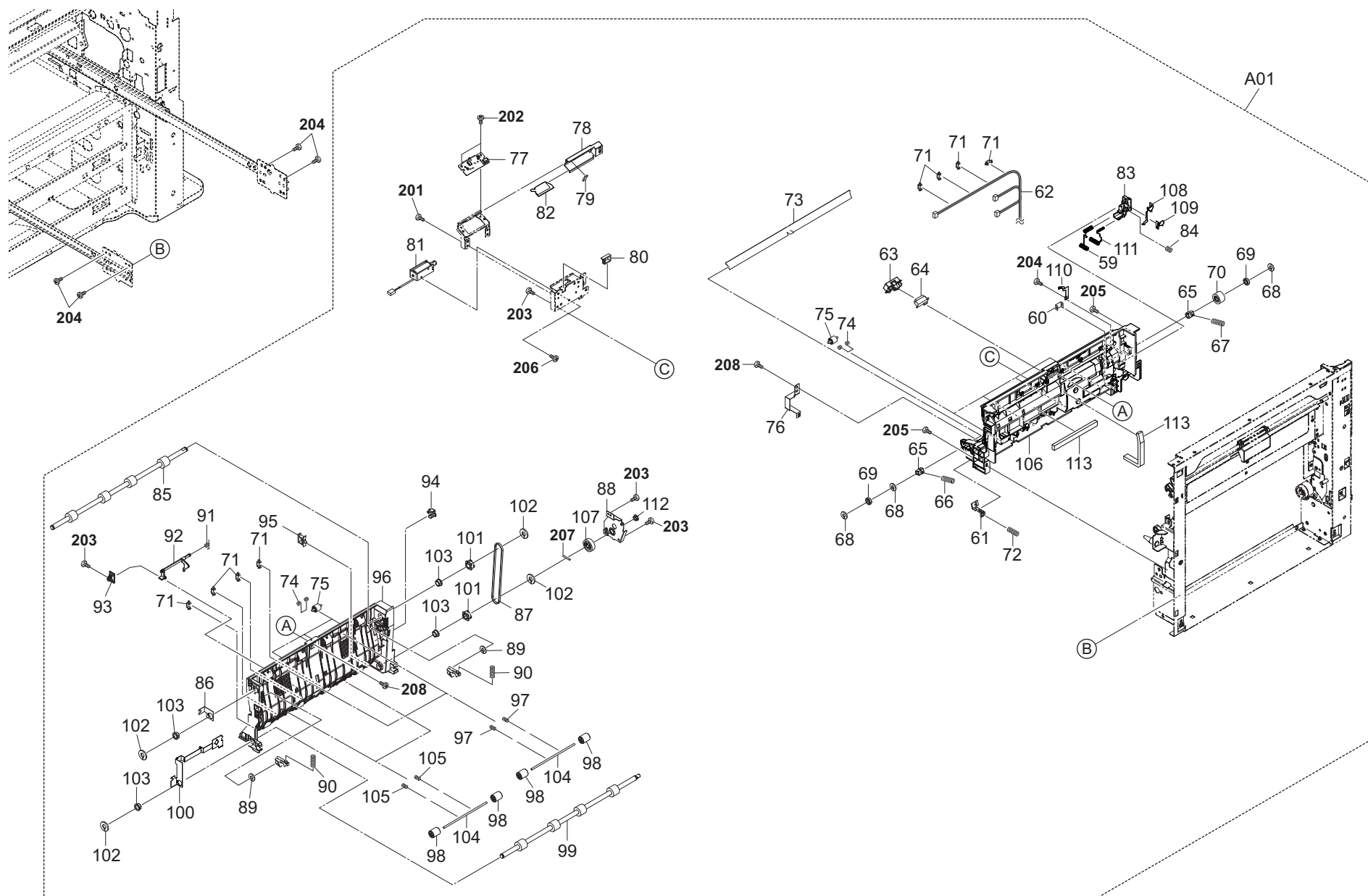


FIG. 16 Paper Conveying Section 1-3

2NJ/2RK/2WA-5

Ref. No. 番号	Part.No. 部品番号	Description 部品名称	Notes 備考	Revision 改訂	Quantity 個数			
					100 (日本)	120	230	240
A01	302NJ94031	PARTS CONVEYING UNIT (Z) SP		1:Others/5:Design-chg.	1		1	1
A01	302NJ94231	PARTS CONVEYING UNIT (Z) KDA SP		1:Add/5:Design-chg.		1		
59	*302NJ24070	SPRING CONTACT TRANSFER			1	1	1	1
60	*302K924290	PLATE CONTACT HV			1	1	1	1
61	*302K924250	PLATE EARTH REGIST			1	1	1	1
62	*302LF46311	WIRE DU LOW			1	1	1	1
63	*302K924100	RETAINER LOOP SENSOR			1	1	1	1
64	*302LC94410	PARTS SENSOR OPT. SP			1	1	1	1
65	*302K924901	BUSH REGIST			2	2	2	2
66	*302K924040	SPRING-COMPRESSION REGIST F			1	1	1	1
67	*302K924050	SPRING-COMPRESSION REGIST R			1	1	1	1
68	*302K924820	CUT-WASHER 4			3	3	3	3
69	*7BE006103431H01	BEARING MR106ZZ			2	2	2	2
70	*302K924060	GEAR Z22R			1	1	1	1
71	*302K931080	WIRE STOPPER			8	8	8	8
72	*302LF22600	SPRING EARTH CONVEYING			1	1	1	1
73	*302LF24190	SHEET REGIST R			1	1	1	1
74	*302K924770	SPRING HOLDER PULLEY			7	7	7	7
75	*302F207020	PULLEY MPT BYPASS			7	7	7	7
76	*302K924810	PLATE EARTH RELEASE			1	1	1	1
77	*302R694060	PARTS ID SENSOR ASSY SP			1	1	1	1
78	*302LF22550	SHUTTER ID SENSOR			1	1	1	1
79	*302HN02970	FELT CLEANER ID			1	1	1	1
80	*7YZM210006++H01	ACCESS.EDGING			1	1	1	1
81	*302K994390	PARTS SOLENOID ID SENSOR SP			1	1	1	1
82	*302NJ22240	SHEET ID SENSOR			1	1	1	1
83	*302NJ24010	HOLDER CONTACT BELT			1	1	1	1
84	*302NJ24050	SPRING CONTACT BELT UNIT			1	1	1	1
85	*302K994480	PARTS ROLLER DU MID SP			1	1	1	1
86	*302K929660	PLATE EARTH DU MIDDLE			1	1	1	1
87	*302K929310	BELT S2M A145			1	1	1	1
88	*302K929720	MOUNT MOTOR DU MIDDLE			1	1	1	1
89	*302FZ21720	POLYSLIDER CUT WASHER 4			2	2	2	2
90	*302K929680	SPRING-COMPRESSION COVER DU			2	2	2	2
91	*302H729120	SPRING ACT DU			1	1	1	1
92	*302K929330	ACTUATOR DU			1	1	1	1
93	*302K924841	MOUNT PI			1	1	1	1
94	*66127010	SWITCH,COVER OPEN			1	1	1	1
95	*7YZM610001++H01	ACCESS SADDLE			1	1	1	1
96	*302K924410	FRAME DU			1	1	1	1
97	*302F925780	SPRING DU			4	4	4	4
98	*302H722760	PULLEY MIDDLE A			8	8	8	8
99	*302K994470	PARTS ROLLER DU LOW SP			1	1	1	1
100	*302K924920	PLATE EARTH DU2			1	1	1	1
101	*302H029110	PULLEY 26 DU			2	2	2	2
102	*302K921420	CUT-WASHER 6			4	4	4	4
103	*28107310	BUSH 8			4	4	4	4
104	*302K324460	SHAFT FEED			4	4	4	4

• Parts with a Ref.No. of 500 and above in the illustration indicate they are not selected for service parts.

• イラスト中で 500 番台の Ref 番号が付いている部品はサービスパーツに選定されていません。

FIG. 16 Paper Conveying Section 1-3

2NJ/2RK/2WA

Ref. No. 番号	Part.No. 部品番号	Description 部品名称	Notes 備考	Revision 改訂	Quantity 個数			
					100(日本)	120	230	240
105	*302K929770	SPRING DU			4	4	4	4
106	*302K924011	BASE CONVEYING			1	1	1	1
107	*302K929740	GEAR Z43R			1	1	1	1
108	*302NJ24020	PLATE CONTACT TRANSFER A			1	1	1	1
109	*302NJ24030	PLATE CONTACT TRANSFER B			1	1	1	1
110	*302NJ24040	PLATE EARTH			1	1	1	1
111	*302NJ24060	SPRING CONTACT IDLE			1	1	1	1
112	*302K924830	BUSH DU EW			1	1	1	1
113	*302N424010	SPONGE REGIST			2	2	2	2
201	7BB700308H	+BIND T.T S SCREW 3X8 SR						
202	7BB700306H	+BIND T.T S SCREW 3X6 SR						
203	7BB200308H	+BIND T.T P SCREW 3X8						
204	7BB180408H	+BIND T.T S SCREW 4X8(BLACK)						
205	7BB700408H	+BIND T.T S SCREW 4X8 SR						
206	7BB000303H	+BIND M SCREW 3X3						
207	7BP512012B0CH01	PARALLEL PIN 2.0X12						
208	7BB200410H	+BIND T.T P SCREW 4X10						

• Parts with a Ref.No. of 500 and above in the illustration indicate they are not selected for service parts.

• イラスト中で 500 番台の Ref 番号が付いている部品はサービスパーツに選定されていません。

FIG. 17 Paper Conveying Section 2

2NJ/2RK/2WA-1

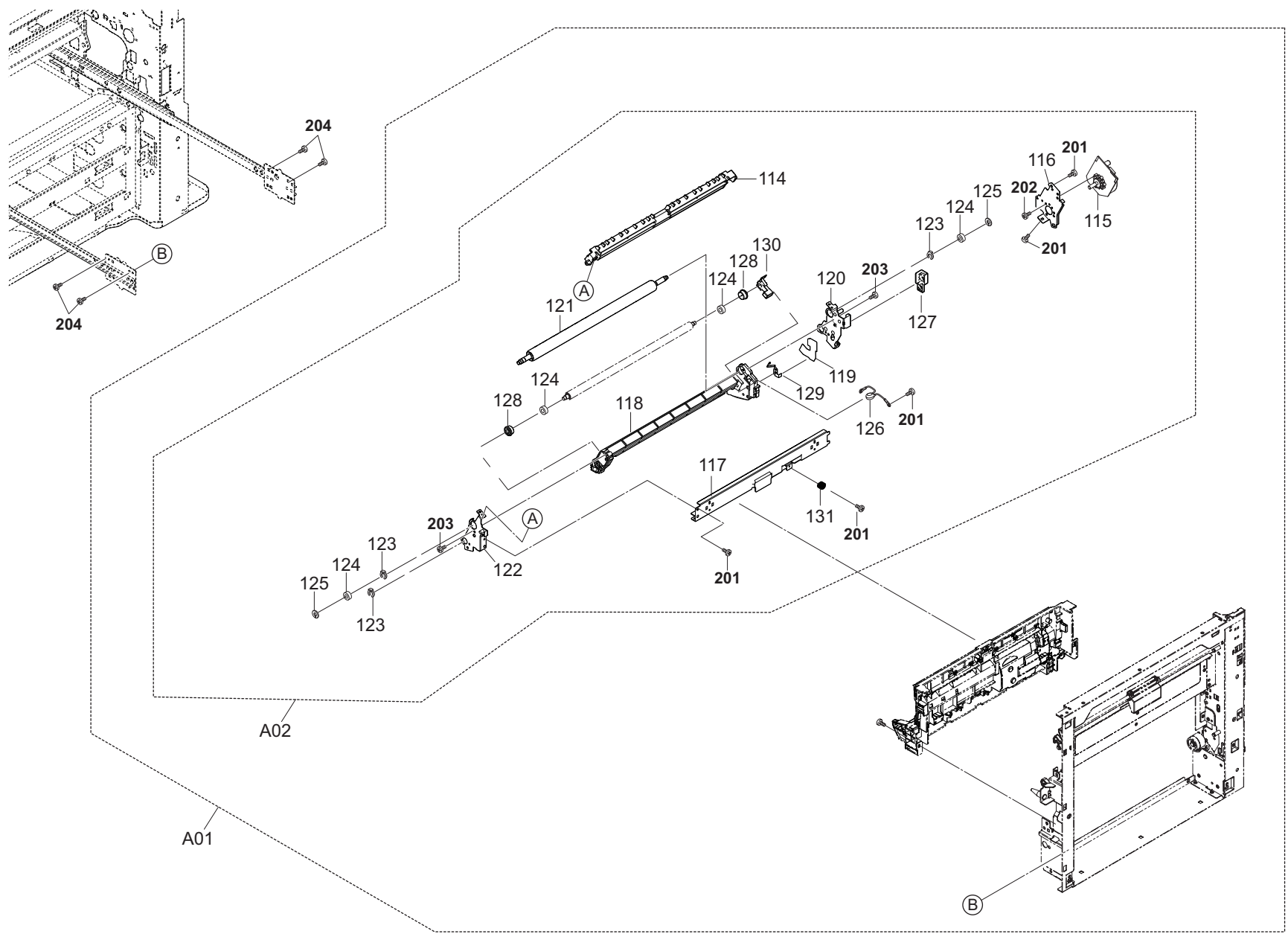


FIG. 17 Paper Conveying Section 2

2NJ/2RK/2WA-5

Ref. No. 番号	Part.No. 部品番号	Description 部品名称	Notes 備考	Revision 改訂	Quantity 個数			
					100(日本)	120	230	240
A01	302NJ94031	PARTS CONVEYING UNIT (Z) SP		1:Others/5:Design-chg.	1		1	1
A01	302NJ94231	PARTS CONVEYING UNIT (Z) KDA SP		1:Add/5:Design-chg.		1		
A02	*302NJ94211	PARTS BELT ASSY SP		1:Add/5:Design-chg.	1		1	1
A02	*302NJ94221	PARTS BELT ASSY KDA SP		1:Add/5:Design-chg.		1		
114	**302NJ94180	PARTS TRANSFER REAR UNIT A SP		1:Others		1		
114	**302NJ94190	PARTS TRANSFER REAR UNIT B SP		1:Others	1		1	1
115	**302LC94292	PARTS MOTOR-BL W10 SP		1:Others	1	1	1	1
116	**302NJ22160	PLATE TRANSFER DRIVE		1:Others	1	1	1	1
117	**302NJ22120	STAY TRANSFER		1:Others	1	1	1	1
118	**302NJ22020	FRAME TRANSFER		1:Others	1	1	1	1
119	**302NJ22130	SHEET CONTACT HV		1:Others	1	1	1	1
120	**302NJ22040	PLATE HOLDER REAR		1:Others	1	1	1	1
121	**302NJ94130	PARTS ROLLER TRANSFER IDLE SP		1:Others	1	1	1	1
122	**302NJ22030	PLATE HOLDER FRONT		1:Others	1	1	1	1
123	**2BC06910	STOPPER 6		1:Others	3	3	3	3
124	**7BE006103431H01	BEARING MR106ZZ		1:Others	4	4	4	4
125	**302K924820	CUT-WASHER 4		1:Others	2	2	2	2
126	**302FZ01310	VARISTOR TC ASS'Y		1:Others	1	1	1	1
127	**302NJ22180	HOLDER TRANSFER R		1:Others	1	1	1	1
128	**302NJ22090	BUSH BEARING		1:Others	2	2	2	2
129	**302NJ22110	PLATE BIAS IDLE		1:Others	1	1	1	1
130	**302NJ22170	BUSH BIAS ROLLER		1:Others	1	1	1	1
131	**302NJ22250	SPRING SENSOR UNIT		1:Others	1	1	1	1
201	7BB700308H	+BIND T.T S SCREW 3X8 SR						
202	7BB000304H	+BIND M SCREW 3X4						
203	7BB200308H	+BIND T.T P SCREW 3X8						
204	7BB180408H	+BIND T.T S SCREW 4X8(BLACK)						

• Parts with a Ref.No. of 500 and above in the illustration indicate they are not selected for service parts.

• イラスト中で 500 番台の Ref 番号が付いている部品はサービスパーツに選定されていません。

FIG. 18 Paper Conveying Section 3

2NJ/2RK/2WA

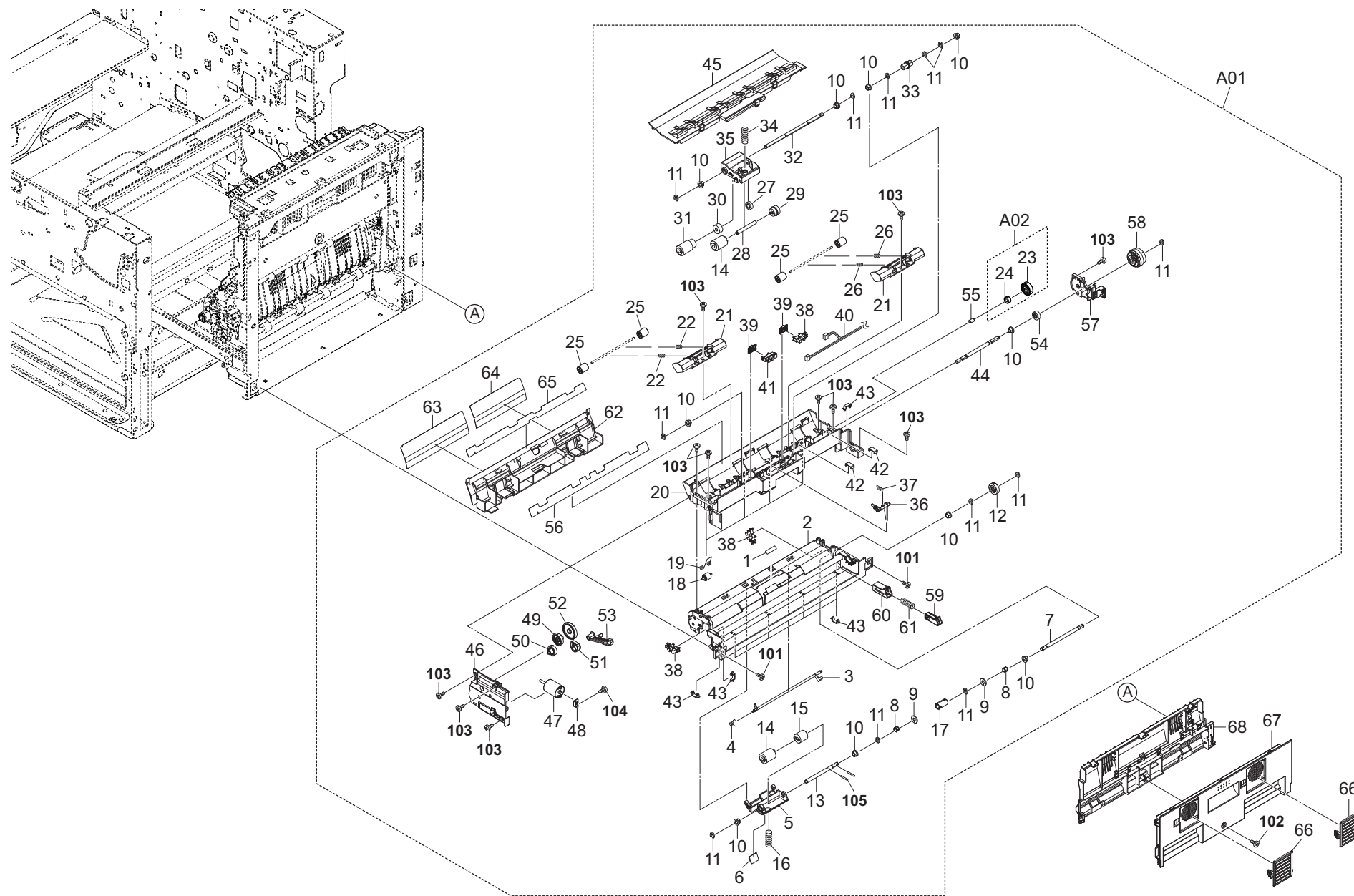


FIG. 18 Paper Conveying Section 3

2NJ/2RK/2WA-4

Ref. No. 番号	Part.No. 部品番号	Description 部品名称	Notes 備考	Revision 改訂	Quantity 個数			
					100 (日本)	120	230	240
A01	302K994013	PARTS MPT ASSY SP		4:Design-chg.	1	1	1	1
1	*302K908610	FILM RETARD			1	1	1	1
2	*302K908021	BASE MPF LOWER			1	1	1	1
3	*302K908280	ACTUATOR FEED MPF			1	1	1	1
4	*302FZ22870	SPRING ACTUATOR BYPASS			1	1	1	1
5	*302K908240	HOLDER RETARD MPF			1	1	1	1
6	*3H610240	FELT DUPLEX			1	1	1	1
7	*302K908501	SHAFT RETARD MPF B			1	1	1	1
8	*302K906180	JOINT RETARD DRIVE			2	2	2	2
9	*302K924820	CUT-WASHER 4			2	2	2	2
10	*302H702590	BUSH SCREW			10	10	10	10
11	*5MVX111DN003	RING STOPPER /A-49 FEED A4			12	12	12	12
12	*302K908420	GEAR RETARD MPF Z24L			1	1	1	1
13	*302K908491	SHAFT RETARD MPF A			1	1	1	1
14	*2AR07230	PULLEY,SEPARATION			2	2	2	2
15	303LL07521	TORQUE-LIMITER 400			1	1	1	1
16	*302K908540	SPRING RETARD MPF			1	1	1	1
17	*302K906140	COUPLING PRIMARY FEED DRIVE			1	1	1	1
18	*302F925160	PULLEY FACE UP			4	4	4	4
19	*302K924770	SPRING HOLDER PULLEY			4	4	4	4
20	*302K908012	BASE MPF UPPER			1	1	1	1
21	*302K908251	HOLDER MIDDLE PULLEY			2	2	2	2
22	*302LF08010	SPRING MIDDLE			2	2	2	2
A02	*303LL31440	GEAR Z27R ONEWAY			1	1	1	1
23	**303LL31450	GEAR Z27R			1	1	1	1
24	**5AAVCLTCH018	ONE WAY CLUTCH /A-49 MPF A4			1	1	1	1
25	*302H722760	PULLEY MIDDLE A			4	4	4	4
26	*302K908700	SPRING MIDDLE R			2	2	2	2
27	*302F906030	GEAR FEED Z26H			1	1	1	1
28	*302K908300	SHAFT PICKUP MPF			1	1	1	1
29	*302K908350	GEAR Z30R PICKUP			1	1	1	1
30	*302K994540	PARTS GEAR Z30R ONE-WAY SP			1	1	1	1
31	*2AR07220	PULLEY,PAPER FEED			1	1	1	1
32	*302K908471	SHAFT FEED MPF A			1	1	1	1
33	*302FB06151	JOINT DRIVE			1	1	1	1
34	*302K908530	SPRING PICKUP MPF			1	1	1	1
35	*302K908230	HOLDER FEED MPF			1	1	1	1
36	*302K908290	ACTUATOR PAPER SET			1	1	1	1
37	*302K908570	SPRING PAPER SET			1	1	1	1
38	*7NXGP1A173LCH01	SENSOR OPT.			3	3	3	3
39	*302K908460	MOUNT PI			2	2	2	2
40	*302K946370	WIRE MPF			1	1	1	1
41	*303M894260	PARTS SENSOR OPT SP			1	1	1	1
42	*303LL02330	HOLDER WIRE D			2	2	2	2
43	*302K931080	WIRE STOPPER			7	7	7	7
44	*302K908480	SHAFT FEED MPF B			1	1	1	1
45	*302K908320	GUIDE DU LOWER			1	1	1	1
46	*302K908261	CASE LIFT MOTOR A			1	1	1	1

• Parts with a Ref.No. of 500 and above in the illustration indicate they are not selected for service parts.

• イラスト中で 500 番台の Ref 番号が付いている部品はサービスパーツに選定されていません。

FIG. 18 Paper Conveying Section 3

2NJ/2RK/2WA-3

Ref. No. 番号	Part.No. 部品番号	Description 部品名称	Notes 備考	Revision 改訂	Quantity 個数			
					100(日本)	120	230	240
47	*302ND94040	PARTS DC MOTOR ASSY A SP			1	1	1	1
48	*302K908660	PLATE DC MOTOR 6			1	1	1	1
49	*302K908370	GEAR Z46S-Z18S			1	1	1	1
50	*302K908360	WORM-WHEEL 36 Z18S			1	1	1	1
51	*302K908390	GEAR LIFT Z25S			1	1	1	1
52	*302K908380	GEAR LIFT Z64S			1	1	1	1
53	*302K908310	LEVER LIFT			1	1	1	1
54	*302K908410	GEAR RETARD MPF Z17L			1	1	1	1
55	*302K908450	PIN RETARD MPF			1	1	1	1
56	*302K908692	FILM DU GUIDE B			1	1	1	1
57	*302K908270	COVER CLUTCH			1	1	1	1
58	*302NH44090	CLUTCH 50 Z35R		3:Part No.-chg.	1	1	1	1
59	*302K908630	DAMPER MPF B			1	1	1	1
60	*302K908620	DAMPER MPF A			1	1	1	1
61	*302K908640	SPRING DAMPER			1	1	1	1
62	*302K908440	GUIDE MIDDLE MPF			1	1	1	1
63	*302N408010	SHEET MPF F			1	1	1	1
64	*302N408020	SHEET MPF R			1	1	1	1
65	*302K908590	FILM MIDDLE GUIDE			1	1	1	1
66	302NH29080	LID FILTER DU			2	2	2	2
67	302NH29050	COVER DU			1	1	1	1
68	302K929080	GUIDE COVER DU			1	1	1	1
101	7BB180408H	+BIND T.T S SCREW 4X8(BLACK)						
102	7BB280410H	+BIND T.T P SCREW 4X10(BLACK)						
103	7BB200410H	+BIND T.T P SCREW 4X10						
104	7BB200308H	+BIND T.T P SCREW 3X8						
105	5MBP2012WXSP	SPRING PIN / M2 X 12 S-BLK						

• Parts with a Ref.No. of 500 and above in the illustration indicate they are not selected for service parts.

• イラスト中で 500 番台の Ref 番号が付いている部品はサービスパーツに選定されていません。

FIG. 19 Paper Conveying Section 4

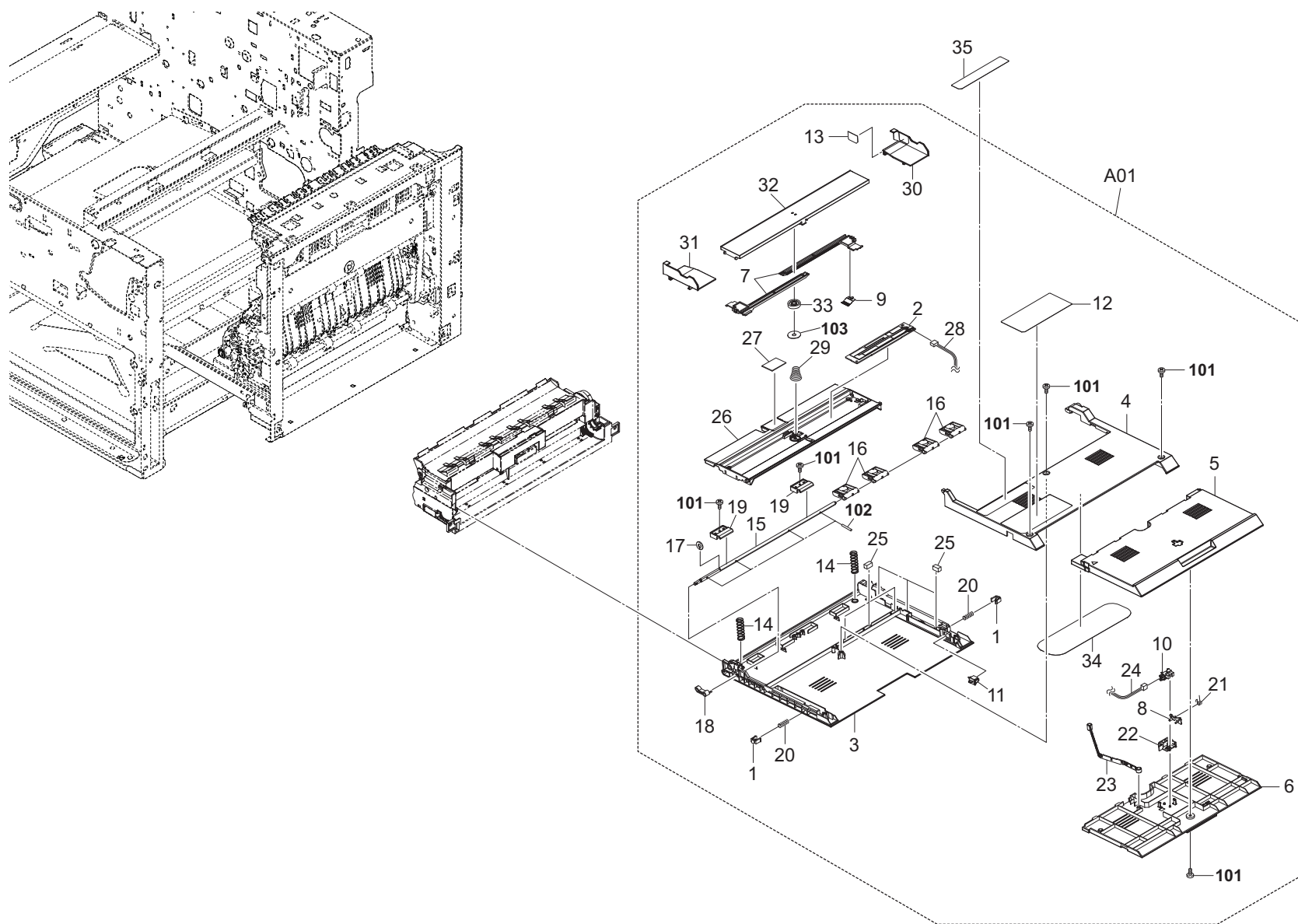


FIG. 19 Paper Conveying Section 4

2NJ/2RK/2WA

Ref. No. 番号	Part.No. 部品番号	Description 部品名称	Notes 備考	Revision 改訂	Quantity 個数			
					100(日本)	120	230	240
A01	302NH94260	PARTS MPT TRAY UNIT SP			1	1	1	1
1	*302R408220	STOPPER BYPASS TABLE			2	2	2	2
2	*302K994621	PARTS PWB MPF SIZE ASSY SP			1	1	1	1
3	*302NH08010	TRAY MPF A			1	1	1	1
4	*302NH08020	TRAY MPF B			1	1	1	1
5	*302K908050	TRAY MPF C			1	1	1	1
6	*302K908060	TRAY MPF D			1	1	1	1
7	*302K908120	RACK CURSOR MPF			2	2	2	2
8	*302K908211	ACTUATOR SIZE DETECTION			1	1	1	1
9	*3HL06110	TERMINAL PAPER SIZE			1	1	1	1
10	*7NXGP1A173LCH01	SENSOR OPT.			1	1	1	1
11	*7SP01000006+H01	SW.PUSH			1	1	1	1
12	*302NH34500	LABEL MPF CAUTION A			1	1	1	1
13	*302NH34520	LABEL MPF PAPER LIMIT			1	1	1	1
14	*302K908200	SPRING-COMPRESSION LIFT			2	2	2	2
15	*302K908190	SHAFT LIFT MPF			1	1	1	1
16	*302K908130	ARM LIFT A			4	4	4	4
17	*302FB09830	CUT WASHER 4			1	1	1	1
18	*302K908140	ARM LIFT B			1	1	1	1
19	*302K908650	HOLDER MPF TABLE			2	2	2	2
20	*303LL07471	SPRING PF			2	2	2	2
21	*302K908220	SPRING-TORSION SIZE DETECTION			1	1	1	1
22	*302K908580	HOLDER SIZE DETECTION			1	1	1	1
23	*302K908160	GUIDE WIRE TRAY			1	1	1	1
24	*302K946600	WIRE MPF SIZE DETECTION			1	1	1	1
25	*302H708150	SPONGE WIRE MPT			6	6	6	6
26	*302NH08050	BASE LIFT			1	1	1	1
27	*302F909210	PAD BOTTOM			1	1	1	1
28	*302K946380	WIRE MPF TRAY			1	1	1	1
29	*302H712650	SPRING DRUM JOINT			1	1	1	1
30	*302K908110	CURSOR MPF R			1	1	1	1
31	*302K908100	CURSOR MPF F			1	1	1	1
32	*302NH08060	COVER CURSOR			1	1	1	1
33	*65815060	IDLE GEAR 40,TONER SUPPLY			1	1	1	1
34	*302K917100	SEAL FRAME ISU			1	1	1	1
35	302NH34540	LABEL MPF SIZE INDICATOR IN				1		
35	302NH34530	LABEL MPF SIZE INDICATOR ME			1		1	1
101	7BB282308H	+TP-FLAT T.T P SCREW 3X8(BLACK)						
102	7BP512014B0CH01	PARALLEL PIN 2.0X14						
103	7BC06062N050H01	POLYSLIDER 6.2X22X0.5T						

• Parts with a Ref.No. of 500 and above in the illustration indicate they are not selected for service parts.

• イラスト中で 500 番台の Ref 番号が付いている部品はサービスパーツに選定されていません。

FIG. 20 Scanner & Laser Scanner Section

2NJ/2RK/2WA-6

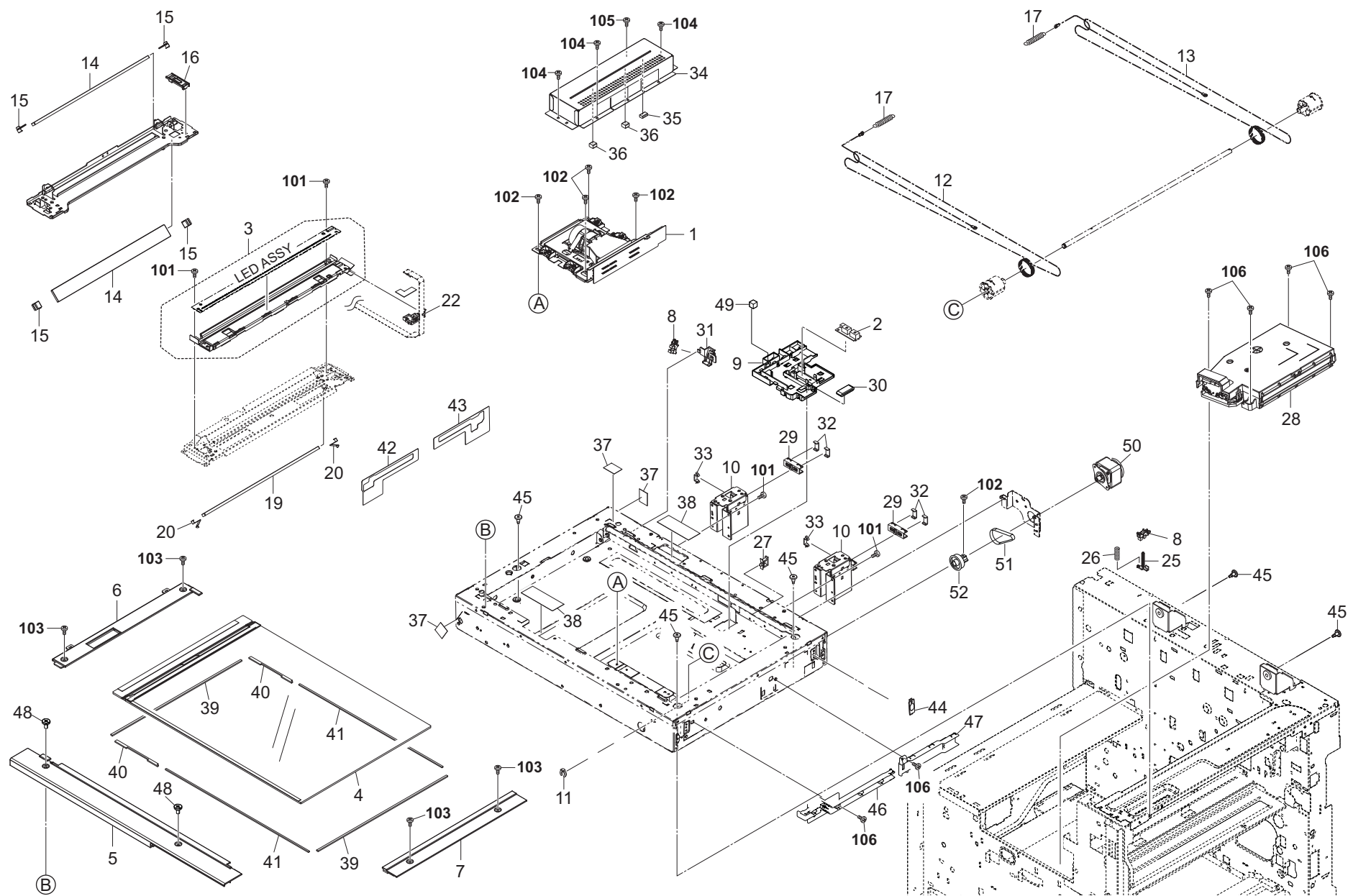


FIG. 20 Scanner & Laser Scanner Section

2NJ/2RK/2WA-6

Ref. No. 番号	Part.No. 部品番号	Description 部品名称	Notes 備考	Revision 改訂	Quantity 個数			
					100(日本)	120	230	240
1	302NH93230	PARTS IMAGE SCANNER ASSY SP		3:Part No.-chg.	1	1	1	1
2	302ND94800	PARTS SENSOR OPT SP			1	1	1	1
3	302ND93120	PARTS MOUNT LED ASSY SP			1	1	1	1
4	302NH94420	PARTS CONTACT-GLASS ASSY(C) SP			1		1	1
4	302NH94410	PARTS CONTACT-GLASS ASSY(I) SP				1		
5	302NH04430	COVER ISU FRONT			1	1	1	1
6	302NH04510	COVER ISU LEFT			1	1	1	1
7	302NH04520	COVER ISU RIGHT			1	1	1	1
8	7NXGP1S173LCH01	SENSOR OPT.			2	2	2	2
9	302NH17380	GUIDE WIRE ISU			1	1	1	1
10	302N217010	MOUNT DP HINGE			2	2	2	2
11	2BC06910	STOPPER 6			1	1	1	1
12	302H717381	WIRE SCANNER FRONT			1	1	1	1
13	302H717391	WIRE SCANNER REAR			1	1	1	1
14	302GR17281	MIRROR B			2	2	2	2
15	75712080	MIRROR HOLDER			4	4	4	4
16	302K317160	GUIDE FFC LED B			1	1	1	1
17	302C912291	SPRING SCANNER TENSION			2	2	2	2
18				3:Design-chg./6:Del				
19	302KK17320	MIRROR A			1	1	1	1
20	2BC12190	SPRING,MIRROR HOLDER			2	2	2	2
21				6:Del				
22	302K317172	GUIDE FFC LED C			1	1	1	1
23				4:Del				
24				6:Del				
25	302K917120	SWITCH RELEASE			1	1	1	1
26	302GR17380	SPRING RELEASE SWITCH			1	1	1	1
27	7YZM610003++H01	ACCESS SADDLE			1	1	1	1
28	302NJ93070	LK-6721	80ppm		1	1	1	1
28	302RK93010	LK-6720	70ppm		1	1	1	1
28	302WA93010	LK-6722	90ppm	4:Add		1	1	1
29	302LF39050	GUIDE WIRE FRONT PWB			2	2	2	2
30	7YBFG050K002H01	FERRITE CORE			1	1	1	1
31	302K317330	MOUNT PI			1	1	1	1
32	303LL02330	HOLDER WIRE D			4	4	4	4
33	302K931080	WIRE STOPPER			2	2	2	2
34	302NH17400	COVER ISU			1	1	1	1
35	7ZGSTGZ10022H01	SHIELD GASKET			1	1	1	1
36	7ZG65TSV+010H02	SHIELD GASKET			2	2	2	2
37	302H717440	SEAL FRAME SIDE B			3	3	3	3
38	302K317660	FILM FRAME			2	2	2	2
39	302K317650	SEAL FRAME ISU C			2	2	2	2
40	302K317450	SEAL FRAME ISU A			2	2	2	2
41	302K317460	SEAL FRAME ISU B			2	2	2	2
42	302K917170	FILM FRAME SIDE F			1	1	1	1
43	302K917180	FILM FRAME SIDE R			1	1	1	1
44	302K917240	CAP PULLEY ISU			1	1	1	1
45	302GR17180	PIN SCANNER RETAINING			5	5	5	5

• Parts with a Ref.No. of 500 and above in the illustration indicate they are not selected for service parts.

• イラスト中で 500 番台の Ref 番号が付いている部品はサービスパーツに選定されていません。

FIG. 20 Scanner & Laser Scanner Section

2NJ/2RK/2WA-1

Ref. No. 番号	Part.No. 部品番号	Description 部品名称	Notes 備考	Revision 改訂	Quantity 個数			
					100 (日本)	120	230	240
46	302NH39390	GUIDE WIRE USB B			1	1	1	1
47	302LC05350	GUIDE WIRE OPERATION			1	1	1	1
48	302N4044 10	PIN ISU FRONT			2	2	2	2
49	302K319080	SPONGE WIRE			1	1	1	1
50	302N2940 10	PARTS MOTOR ISU SP		1:Add	1	1	1	1
51	303M431120	BELT 97ST1.5-6.0		1:Add	1	1	1	1
52	302K917021	PULLEY ISU Z59		1:Add	1	1	1	1
101	7BB700308H	+BIND T.T S SCREW 3X8 SR						
102	7BB606308H	+PAN M SCREW WITH SW W 3X8 R						
103	7BB180408H	+BIND T.T S SCREW 4X8(BLACK)						
104	7BB700306H	+BIND T.T S SCREW 3X6 SR						
105	7BB200308H	+BIND T.T P SCREW 3X8						
106	7BB700408H	+BIND T.T S SCREW 4X8 SR						

• Parts with a Ref.No. of 500 and above in the illustration indicate they are not selected for service parts.

• イラスト中で 500 番台の Ref 番号が付いている部品はサービスパーツに選定されていません。

FIG. 21 Image Formation & Developer Section

2NJ/2RK/2WA-4

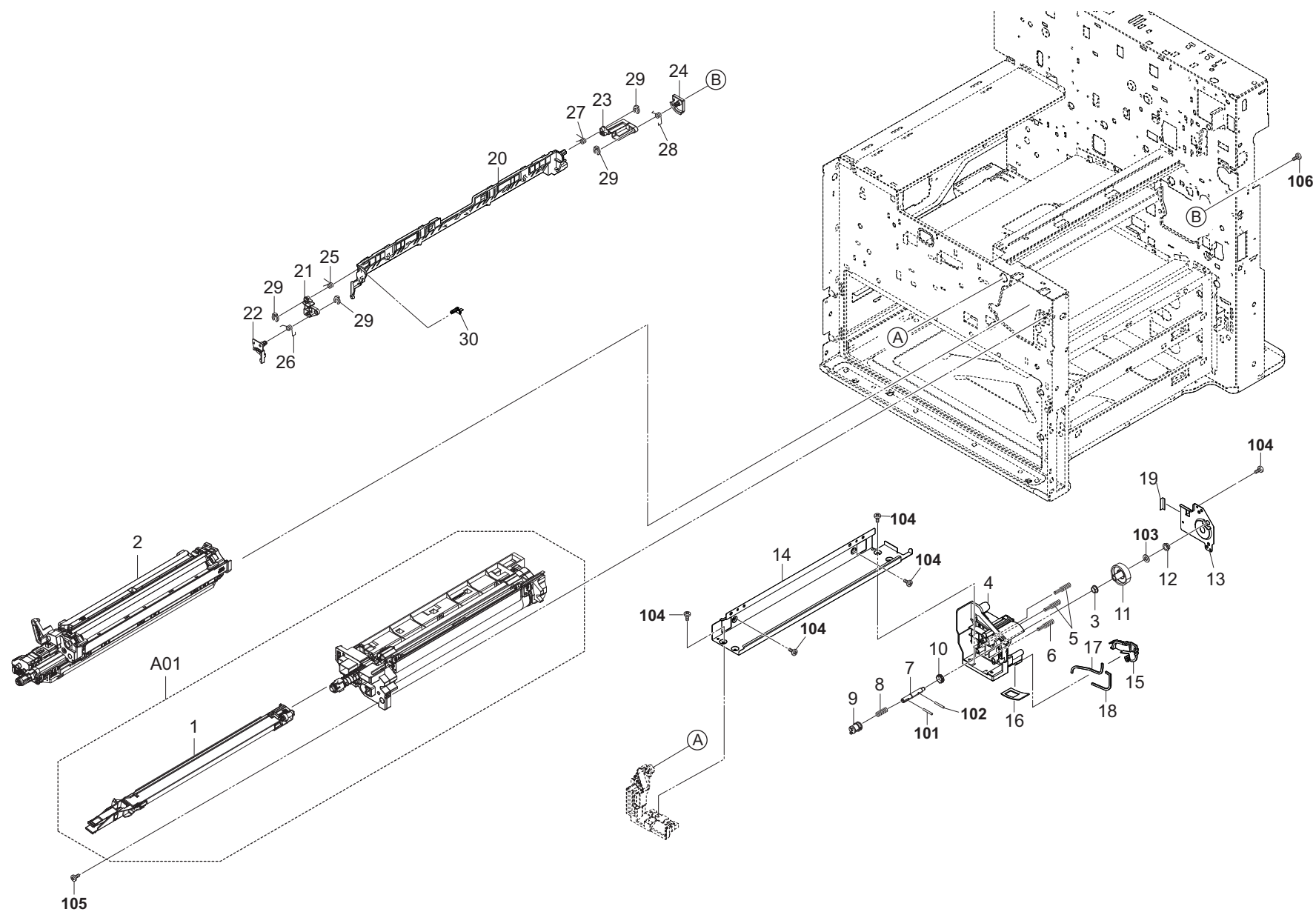


FIG. 21 Image Formation & Developer Section

2NJ/2RK/2WA-5

Ref. No. 番号	Part.No. 部品番号	Description 部品名称	Notes 備考	Revision 改訂	Quantity 個数			
					100(日本)	120	230	240
A01	302NJ93021	DK-6720		3:Design-chg.	1	1	1	1
1	*302NJ93031	MC-6720		3:Design-chg.	1	1	1	1
2	302NJ93011	DV-6720		5:Design-chg.	1	1	1	1
2	302NJ9J011	DV-6720(J)		5:Design-chg.	1	1	1	1
3	302H024830	BUSH 8			1	1	1	1
4	302NJ02130	ARM RAIL R			1	1	1	1
5	302K939360	SPRING HV			2	2	2	2
6	302K939200	SPRING HV			1	1	1	1
7	302K931180	SHAFT DLP DRIVE			1	1	1	1
8	302BG22531	SPRING COUPLING DLP			1	1	1	1
9	302FZ31250	COUPLING DLP DRIVE			1	1	1	1
10	302FZ31280	COLLAR DLP COUPLING			1	1	1	1
11	302K931190	GEAR Z74R			1	1	1	1
12	302H702590	BUSH SCREW			1	1	1	1
13	302NJ02120	RETAINER DLP DRIVE			1	1	1	1
14	302NJ02110	RAIL DLP			1	1	1	1
15	302NJ02140	LID ARM RAIL			1	1	1	1
16	302NJ02190	SEAL ARM RAIL R			1	1	1	1
17	302NJ14300	SPONGE ARM RAIL A			1	1	1	1
18	302NJ14310	SPONGE ARM RAIL B			1	1	1	1
19	302LC02780	SHEET COVER FUSER PWB			1	1	1	1
20	302NJ94270	PARTS COVER DRUM ASSY SP		4:Add	1	1	1	1
21	302LF02292	ARM COVER DRUM FRONT		4:Add	1	1	1	1
22	302LF02370	MOUNT COVER DRUM FRONT		4:Add	1	1	1	1
23	302LF02301	ARM COVER DRUM REAR		4:Add	1	1	1	1
24	302LF02360	MOUNT COVER DRUM REAR		4:Add	1	1	1	1
25	302LF02311	SPRING-TORSION ARM A FRONT		4:Add	1	1	1	1
26	302LF02330	SPRING-TORSION ARM B FRONT		4:Add	1	1	1	1
27	302LF02321	SPRING-TORSION ARM A REAR		4:Add	1	1	1	1
28	302LF02340	SPRING-TORSION ARM B REAR		4:Add	1	1	1	1
29	5MVX111DN003	RING STOPPER /A-49 FEED A4		4:Add	4	4	4	4
30	302N902030	PIN COVER DRUM		4:Add	1	1	1	1
101	E5125120	PARALLEL PIN H7A 2.5X12 SUS						
102	E5125160	PARALLEL PIN H7A 2.5X16 SUS						
103	7BC06062A0A0H01	POLY SLIDER WASHER 6.2X10X1.0T						
104	7BB200308H	+BIND T.T P SCREW 3X8						
105	7BB700408H	+BIND T.T S SCREW 4X8 SR						
106	7BB200410H	+BIND T.T P SCREW 4X10		4:Add				

• Parts with a Ref.No. of 500 and above in the illustration indicate they are not selected for service parts.

• イラスト中で 500 番台の Ref 番号が付いている部品はサービスパーツに選定されていません。

FIG. 22 Inner Section

2NJ/2RK/2WA-6

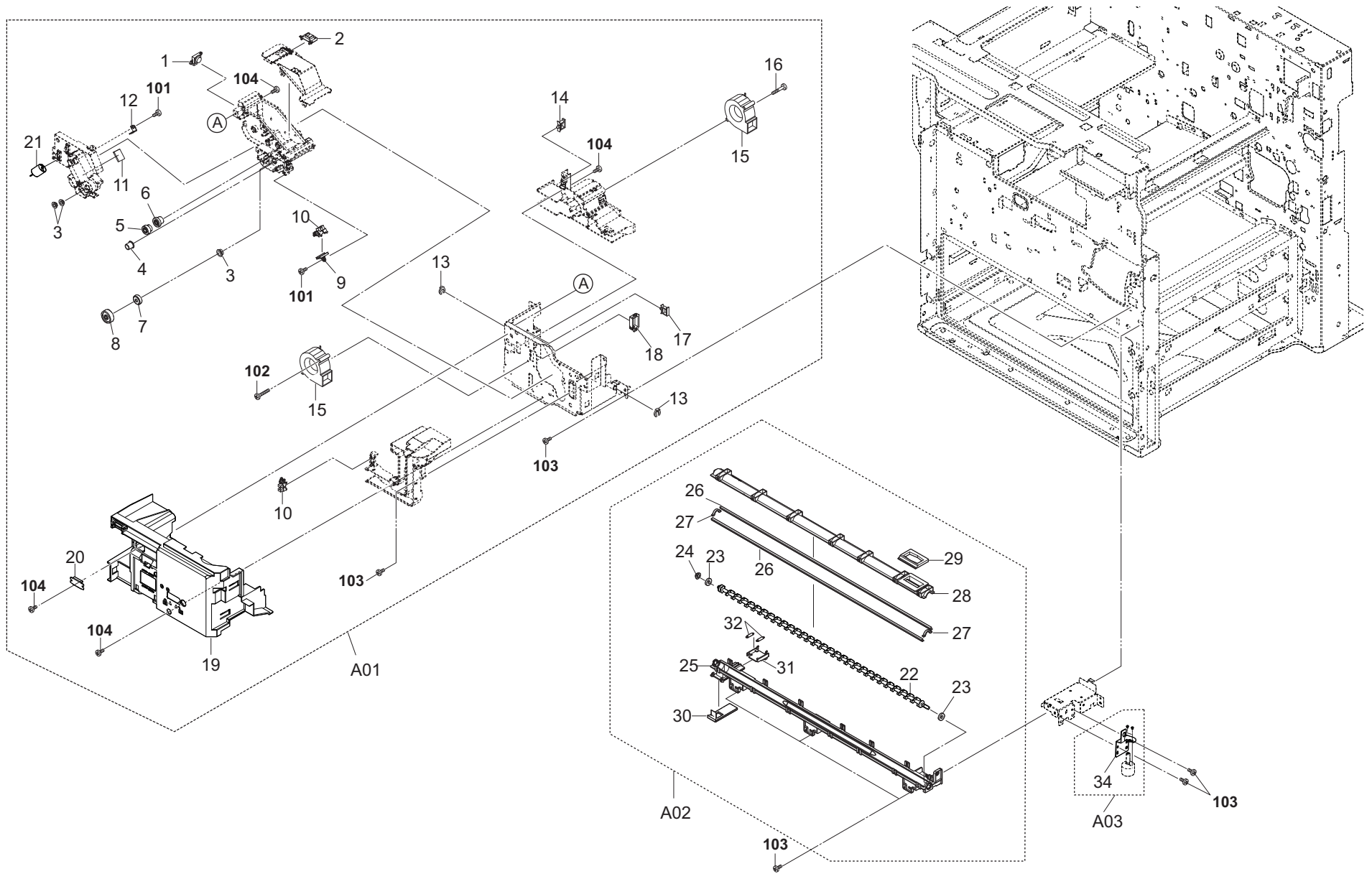


FIG. 22 Inner Section

2NJ/2RK/2WA-6

Ref. No. 番号	Part.No. 部品番号	Description 部品名称	Notes 備考	Revision 改訂	Quantity 個数			
					100(日本)	120	230	240
A01	302NJ94100	PARTS INNER UNIT SP			1	1	1	1
1	+3033915181	TONER EMPTY DETECTION SENSOR			1	1	1	1
2	+302K915460	SHUTTER HOPPER UP			1	1	1	1
3	+2A116180	BUSHING,TRANSFER			3	3	3	3
4	+302K915450	BUSH SCREW			1	1	1	1
5	+302K915160	GEAR Z21S-Z15S			1	1	1	1
6	+302K915210	GEAR Z32R-Z14S			1	1	1	1
7	+302K915200	GEAR Z21S			1	1	1	1
8	+302K915190	GEAR Z48L			1	1	1	1
9	+302K921410	MOUNT PI			1	1	1	1
10	+7NXGP1A173LCH01	SENSOR OPT.			2	2	2	2
11	+302LC31511	SEAL MOTOR DC			1	1	1	1
12	+302K908660	PLATE DC MOTOR 6			1	1	1	1
13	+2BC06910	STOPPER 6			2	2	2	2
14	+7YZM610001++H01	ACCESS SADDLE			1	1	1	1
15	+302LC94380	PARTS FAN COOLING LSU 60 SP			2	2	2	2
16	+302H733430	SCREW FAN			1	1	1	1
17	+7YZM390002++H01	ACCESS.CLAMP			1	1	1	1
18	+7YZM210010++H01	ACCESS.EDGING			1	1	1	1
19	+302LF03043	COVER INNER			1	1	1	1
20	+303NB24210	HOLDER MAGNET			1	1	1	1
21	+303PX94010	PARTS DC MOTOR ASSY SP			1	1	1	1
A02	302NJ94260	PARTS PIPE WASTE ASSY SP		4:Add	1	1	1	1
22	+302NJ03011	SCREW WASTE		5:Design-chg.	1	1	1	1
23	+302H703430	SEAL SCREW		4:Add	2	2	2	2
24	+2A116180	BUSHING,TRANSFER		4:Add	1	1	1	1
25	+302LF03061	PIPE WASTE LOWER		4:Add	1	1	1	1
26	+302LF03090	SEAL PIPE WASTE A		4:Add	2	2	2	2
27	+302H703740	SEAL PIPE WASTE B		4:Add	2	2	2	2
28	+302LF03051	PIPE WASTE UPPER		4:Add	1	1	1	1
29	+302LF03120	SEAL PIPE UPPER		4:Add	1	1	1	1
30	+302LF03100	SEAL PIPE BOTTLE		4:Add	1	1	1	1
31	+302LC03451	SHUTTER PIPE LOWER		4:Add	1	1	1	1
32	+302LK03A50	SPRING PIPE LOW		4:Add	2	2	2	2
33				4:Add/6:Others				
A03	302NJ94280	PARTS MOTOR WT ASSY SP		6:Others	1	1	1	1
34	+302NJ03521	PLATE MOTOR WT		6:Add	1	1	1	1
101	7BB200308H	+BIND T.T P SCREW 3X8						
102	7BB700330H	+BIND T.T S SCREW 3X30 SR						
103	7BB700408H	+BIND T.T S SCREW 4X8 SR						
104	7BB700308H	+BIND T.T S SCREW 3X8 SR						

• Parts with a Ref.No. of 500 and above in the illustration indicate they are not selected for service parts.

• イラスト中で 500 番台の Ref 番号が付いている部品はサービスパーツに選定されていません。

FIG. 23 Fuser Section

2NJ/2RK/2WA-6

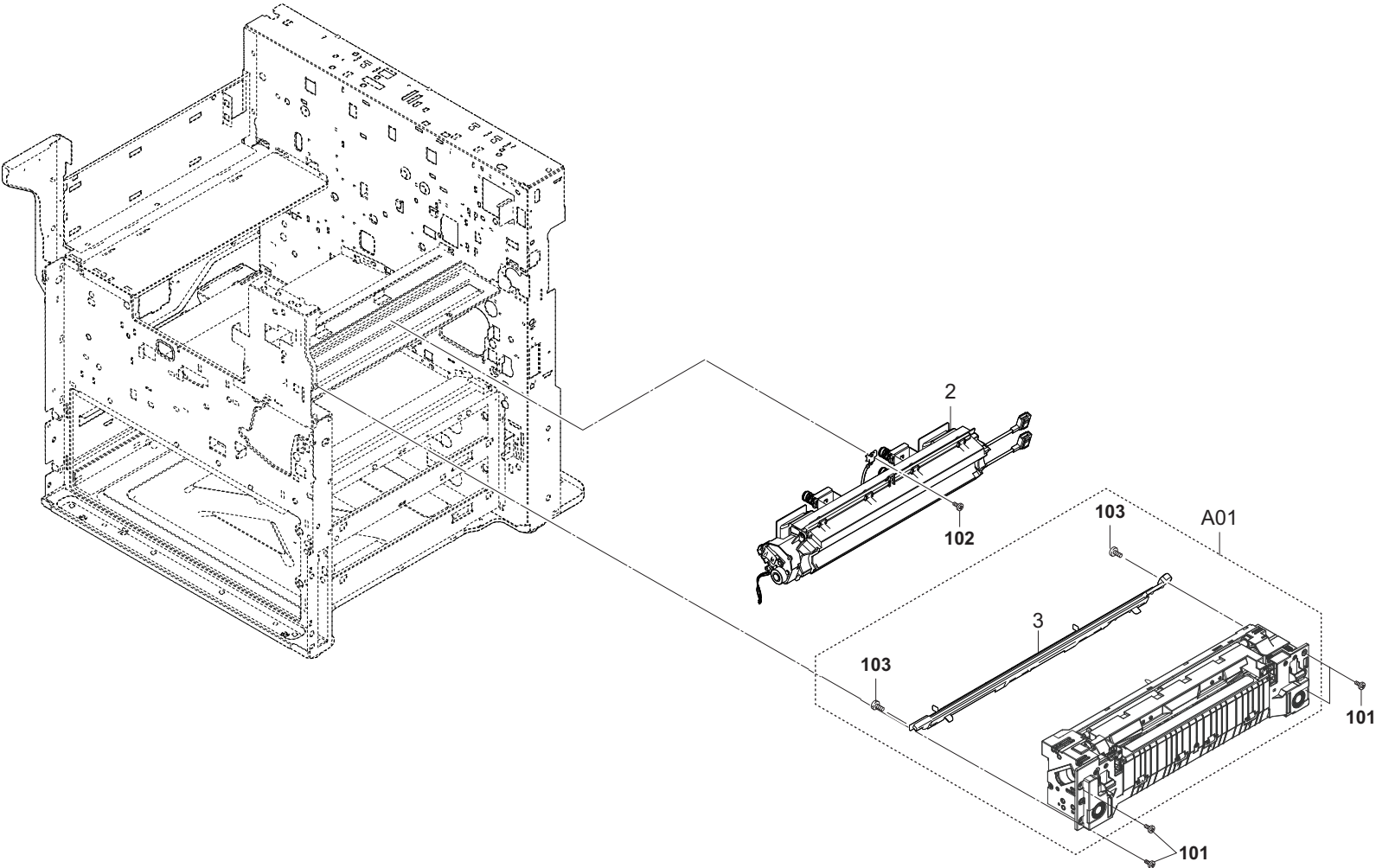


FIG. 24 Drive Section 1

2NJ/2RK/2WA

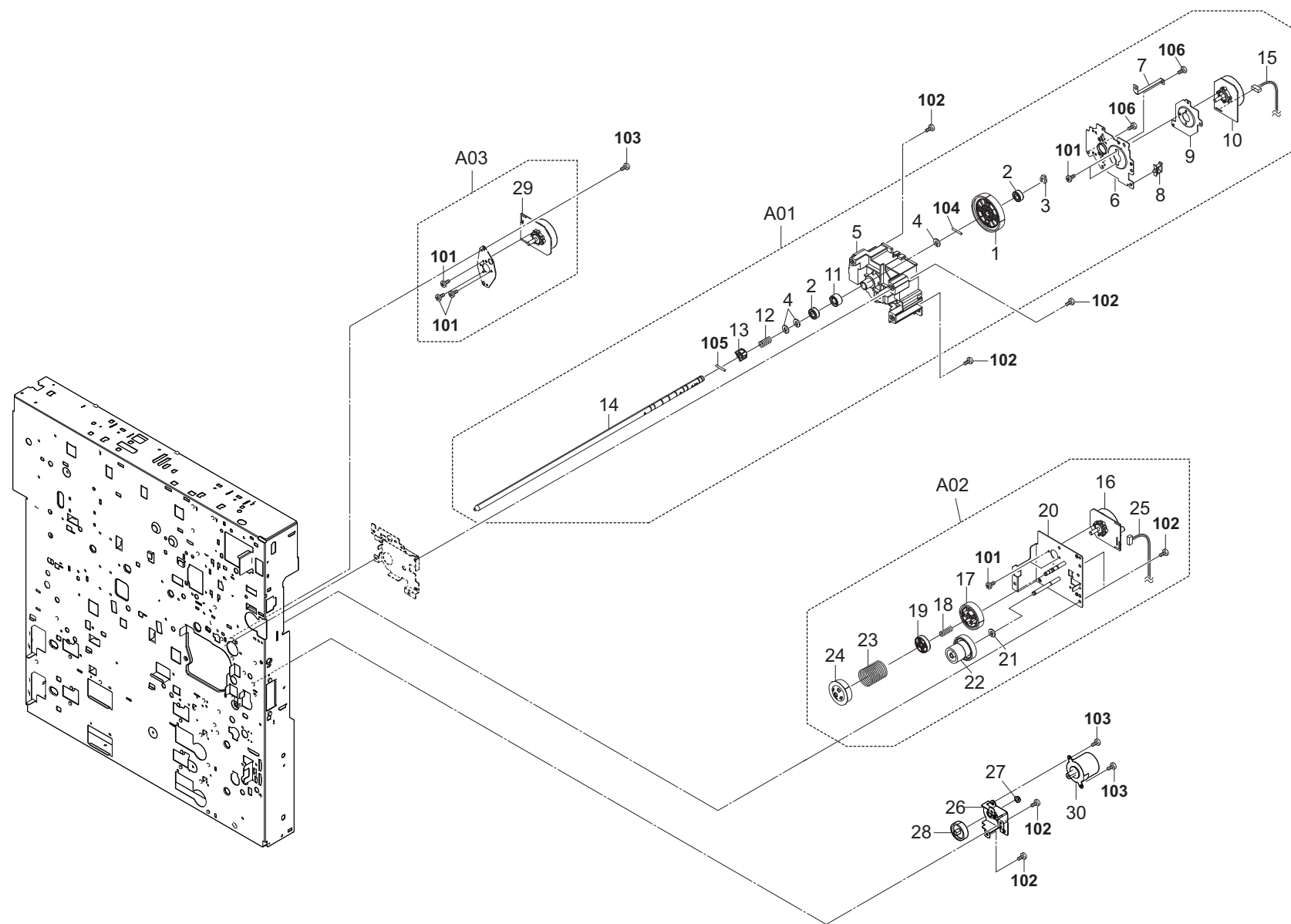


FIG. 24 Drive Section 1

2NJ/2RK/2WA-3

Ref. No. 番号	Part.No. 部品番号	Description 部品名称	Notes 備考	Revision 改訂	Quantity 個数			
					100(日本)	120	230	240
A01	302NJ93090	DRUM DRIVE H UNIT			1	1	1	1
1	+302K931570	GEAR Z160R		3:Part No.-chg.	1	1	1	1
2	+7BE010197431H01	BEARING 6800ZZ(7MM)			2	2	2	2
3	+302K921120	STOPPER 8			1	1	1	1
4	+302K931840	CUT-WASHER 8X17			3	3	3	3
5	+302K931013	HOLDER DRUM DRIVE			1	1	1	1
6	+302K931022	PLATE DRUM DRIVE			1	1	1	1
7	+302K931070	PLATE EARTH DRUM			1	1	1	1
8	+7YZM610001++H01	ACCESS SADDLE			1	1	1	1
9	+302K931100	PLATE MOTOR DRUM			1	1	1	1
10	+302LC94463	PARTS MOTOR-BL W20 DRUM Z11 SP			1	1	1	1
11	+302K931060	HOLDER BEARING SUPPORT			1	1	1	1
12	+302LC31070	SPRING DRUM JOINT			1	1	1	1
13	+302K931130	COUPLING DRUM			1	1	1	1
14	+302LF31010	SHAFT DRUM DRIVE			1	1	1	1
15	+302NJ46110	CONN.CORD ASSY DRUM MOT			1	1	1	1
A02	302NH94150	PARTS FUSER DRIVE UNIT SP			1	1	1	1
16	+302K994333	PARTS MOTOR-BL W30 SP			1	1	1	1
17	+302K931620	GEAR Z90R JOINT			1	1	1	1
18	+302H731650	SPRING PADDLE CONT D			1	1	1	1
19	+302K931640	JOINT FUSER DRIVE			1	1	1	1
20	+302K931612	PLATE FUSER DRIVE			1	1	1	1
21	+302LC31640	CUT WASHER 5X10			1	1	1	1
22	+302K931670	GEAR Z67S-Z25S			1	1	1	1
23	+302K931660	SPRING JOINT			1	1	1	1
24	+302K931630	GEAR Z50S JOINT			1	1	1	1
25	+302NH46020	CONN.CORD ASSY FUSER MOTOR H			1	1	1	1
26	302NJ31610	PLATE REGIST DRIVE			1	1	1	1
27	302RH31150	BUSH DRIVE			1	1	1	1
28	302NH31310	GEAR Z60R			1	1	1	1
A03	302NJ94050	PARTS DLP MOTOR ASSY(Z) SP			1	1	1	1
29	+302K994893	PARTS MOTOR-BL W30 DLP SP			1	1	1	1
30	302NH94140	PARTS MOTOR-BL INNER W10 SP			1	1	1	1
101	7BB000304H	+BIND M SCREW 3X4						
102	7BB700408H	+BIND T.T S SCREW 4X8 SR						
103	7BB700308H	+BIND T.T S SCREW 3X8 SR						
104	7BP513040B0CH01	PARALLEL PIN 3.0X40						
105	7BP513012B0CH01	PARALLEL PIN 3.0X12						
106	7BB200410H	+BIND T.T P SCREW 4X10						

• Parts with a Ref.No. of 500 and above in the illustration indicate they are not selected for service parts.

• イラスト中で 500 番台の Ref 番号が付いている部品はサービスパーツに選定されていません。

FIG. 25 Drive Section 2

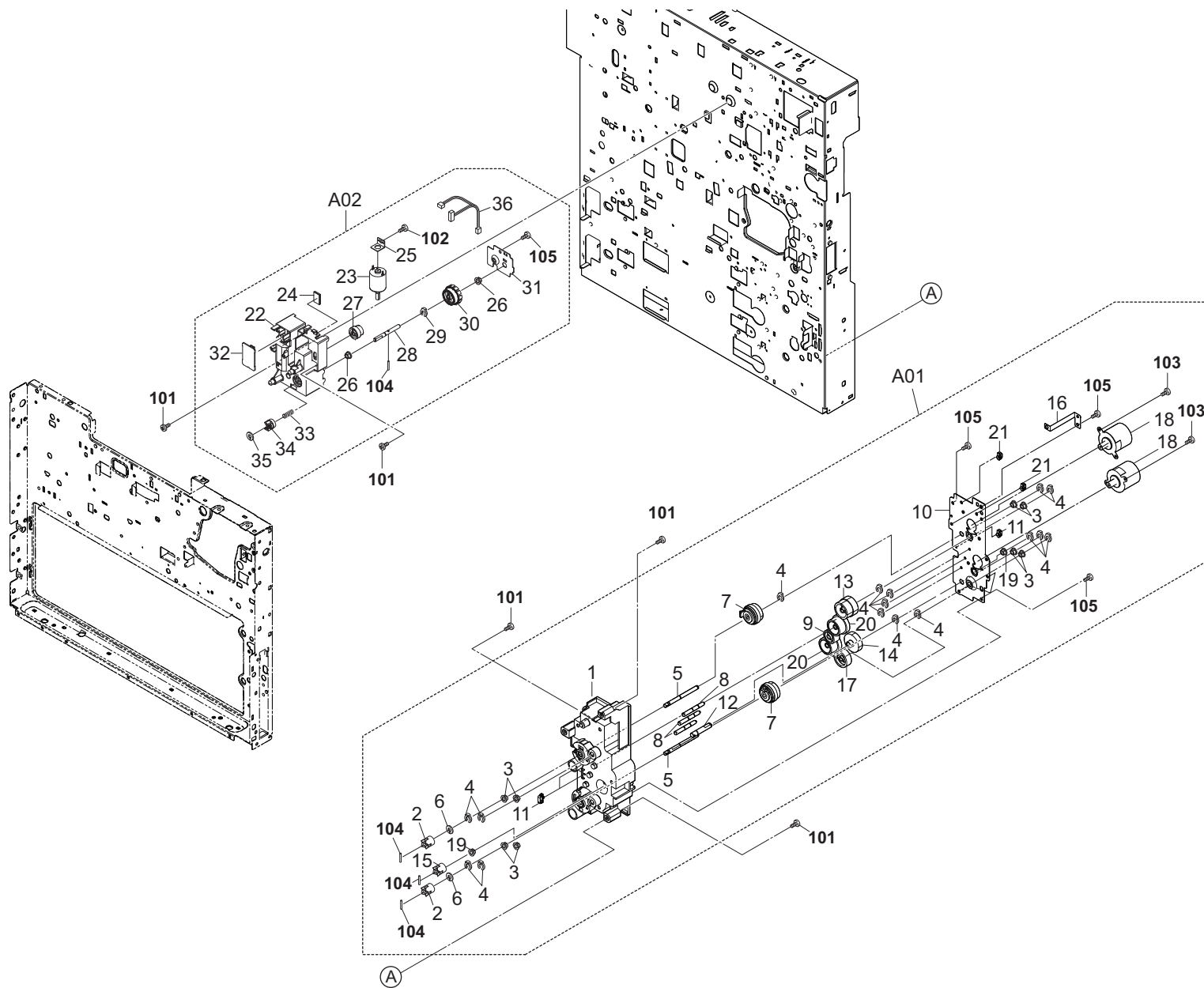


FIG. 26 Cooling Section

2NJ/2RK/2WA

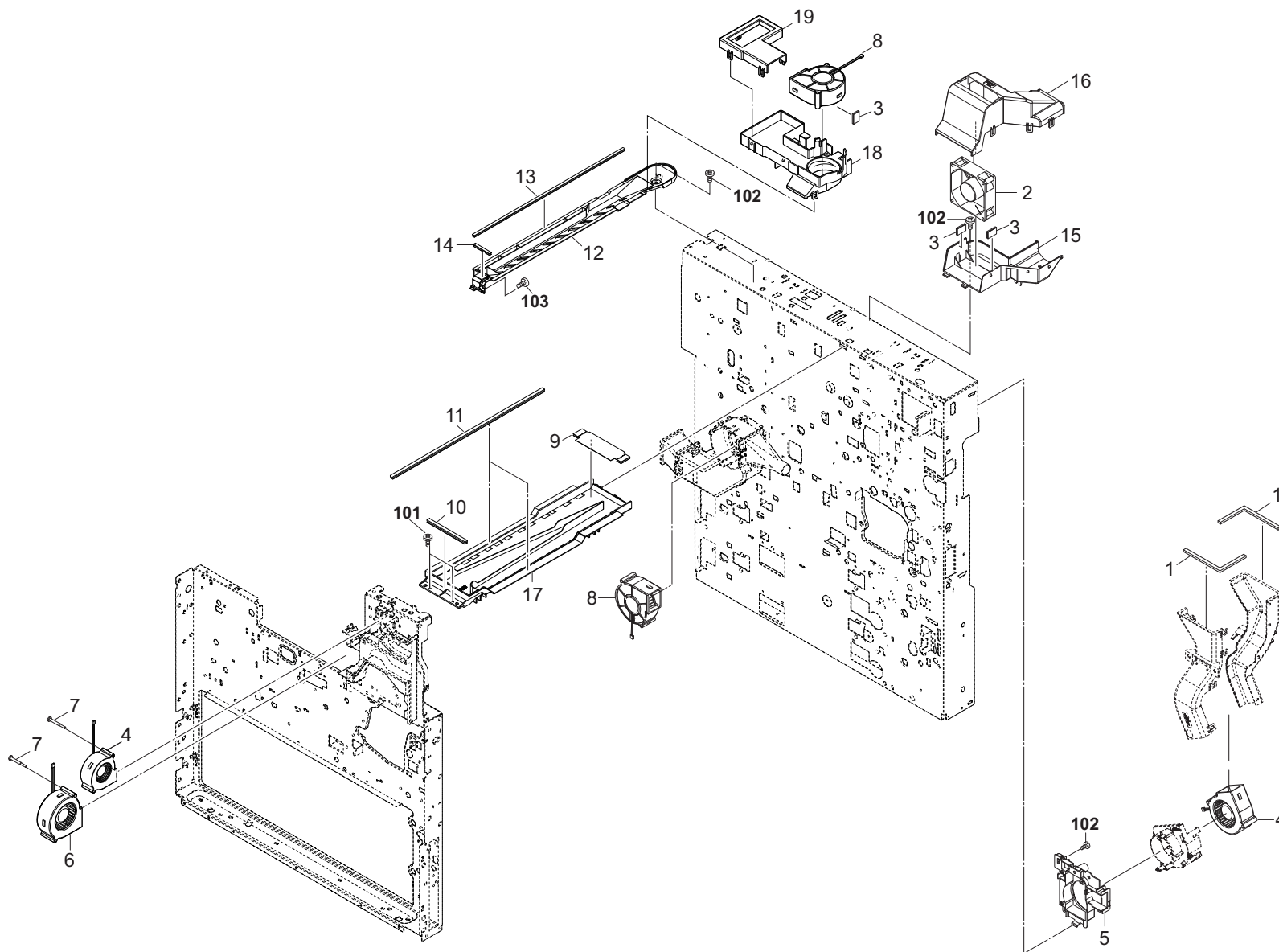


FIG. 26 Cooling Section

2NJ/2RK/2WA

Ref. No. 番号	Part.No. 部品番号	Description 部品名称	Notes 備考	Revision 改訂	Quantity 個数			
					100 (日本)	120	230	240
1	302K933580	SEAL DUCT EXIT			2	2	2	2
2	302HN44010	FAN MOTOR			1	1	1	1
3	302LC31511	SEAL MOTOR DC			3	3	3	3
4	302K994350	PARTS FAN COOLING DLP 70 SP			2	2	2	2
5	302K933190	DUCT FUSER REAR			1	1	1	1
6	302LC94380	PARTS FAN COOLING LSU 60 SP			1	1	1	1
7	302H733430	SCREW FAN			2	2	2	2
8	302FZ94380	PARTS,FAN COOLING DLP 70 SP			2	2	2	2
9	302LF33571	FILM ISU DUCT			1	1	1	1
10	302LF33560	SPONGE ISU LOWER D			1	1	1	1
11	302LF33550	SPONGE ISU LOWER C			2	2	2	2
12	302LF33410	DUCT ISU LOWER LEFT			1	1	1	1
13	302LF33440	SPONGE ISU LOWER A			1	1	1	1
14	302LF33450	SPONGE ISU LOWER B			1	1	1	1
15	302LF33510	DUCT ISU RIGHT LOWER			1	1	1	1
16	302LF33520	DUCT ISU RIGHT UPPER			1	1	1	1
17	302LF33500	DUCT ISU LOWER RIGHT			1	1	1	1
18	302NH33010	DUCT ISU REAR LEFT LOW			1	1	1	1
19	302NH33020	DUCT ISU REAR LEFT UP			1	1	1	1
101	7BB700308H	+BIND T.T S SCREW 3X8 SR						
102	7BB700408H	+BIND T.T S SCREW 4X8 SR						
103	7BB200308H	+BIND T.T P SCREW 3X8						

• Parts with a Ref.No. of 500 and above in the illustration indicate they are not selected for service parts.

・イラスト中で 500 番台の Ref 番号が付いている部品はサービスパーツに
選定されていません。

FIG. 27 Exit Section

2NJ/2RK/2WA

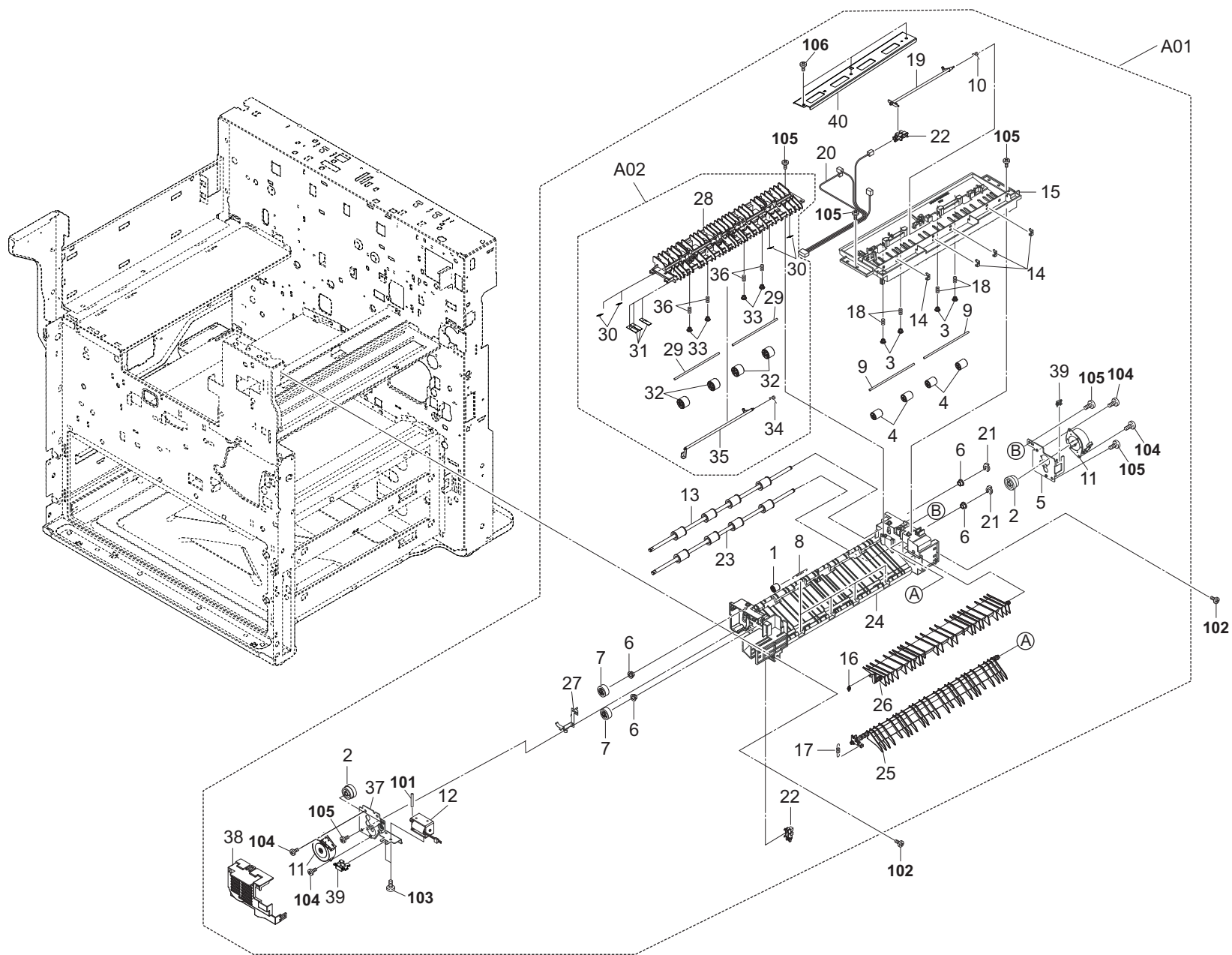


FIG. 27 Exit Section

2NJ/2RK/2WA

Ref. No. 番号	Part.No. 部品番号	Description 部品名称	Notes 備考	Revision 改訂	Quantity 個数			
					100 (日本)	120	230	240
A01	302NH94120	PARTS EXIT UNIT A SP			1	1	1	1
1	*2FM02210	PULLEY MID /B-11 FRAME A4			4	4	4	4
2	*302K928110	GEAR Z40R-Z28S			2	2	2	2
3	*2FM04150	CAP SPRING /B-11 ENCLOSURE A4			4	4	4	4
4	*302F929260	PULLEY DU LOW			4	4	4	4
5	*302NH28020	PLATE EXIT LOWER			1	1	1	1
6	*302K324450	BUSH 6			4	4	4	4
7	*302H728080	GEAR Z23S EXIT			2	2	2	2
8	*302HN28120	SPRING PULLEY A			4	4	4	4
9	*302K324460	SHAFT FEED			2	2	2	2
10	*302K928190	SPRING-TORSION SWITCHBACK			1	1	1	1
11	*302K994300	PARTS MOTOR PM FEED SP			2	2	2	2
12	*302K994370	PARTS SOLENOID FEED SHIFT SP			1	1	1	1
13	*302NH94130	PARTS ROLLER EXIT SP			1	1	1	1
14	*302K931080	WIRE STOPPER			4	4	4	4
15	*302K928022	FRAME EXIT UPPER			1	1	1	1
16	*302K928070	SPRING-EXTENSION FEED SHIFT			1	1	1	1
17	*302LC28110	SPRING-EXTENSION			1	1	1	1
18	*302F928170	SPRING PULLEY			4	4	4	4
19	*302K928091	ACTUATOR SWITCHBACK			1	1	1	1
20	*302NH46330	CONN.CORD ASSY EXIT			1	1	1	1
21	*5MVX111DN003	RING STOPPER /A-49 FEED A4			2	2	2	2
22	*7NXGP1A173LCH01	SENSOR OPT.			2	2	2	2
23	*302K994A40	PARTS ROLLER EXIT B SP			1	1	1	1
24	*302NH28010	FRAME EXIT LOWER			1	1	1	1
25	*302K928213	GUIDE CHANGE LOWER			1	1	1	1
26	*302K928030	GUIDE SHIFT UPPER			1	1	1	1
27	*302NH28150	PLATE EARTH ROLLER F			1	1	1	1
A02	*302K994B80	PARTS GUIDE EXIT MIDDLE SP			1	1	1	1
28	**302K928051	GUIDE EXIT MIDDLE			1	1	1	1
29	**302K324460	SHAFT FEED			2	2	2	2
30	**302K928290	SHEET EXIT MIDDLE A			4	4	4	4
31	**302K928300	SHEET EXIT MIDDLE B			3	3	3	3
32	**302JF22010	PULLEY MIDDLE			4	4	4	4
33	**2FM04150	CAP SPRING /B-11 ENCLOSURE A4			4	4	4	4
34	**302K928190	SPRING-TORSION SWITCHBACK			1	1	1	1
35	**302K928121	ACTUATOR EXIT SENSOR			1	1	1	1
36	**302F928170	SPRING PULLEY			4	4	4	4
37	*302NH28130	PLATE DRIVE FD			1	1	1	1
38	*302NH28140	COVER EXIT FRONT			1	1	1	1
39	*7YZM210006++H01	ACCESS.EDGING			2	2	2	2
40	*302K928230	STAY EXIT HIGH			1	1	1	1
101	E0130240	SPRING PIN 3X24(SUS)						
102	7BB700408H	+BIND T.T S SCREW 4X8 SR						
103	7BB000303H	+BIND M SCREW 3X3						
104	7BB700308H	+BIND T.T S SCREW 3X8 SR						
105	7BB200410H	+BIND T.T P SCREW 4X10						
106	7BB200308H	+BIND T.T P SCREW 3X8						

• Parts with a Ref.No. of 500 and above in the illustration indicate they are not selected for service parts.

• イラスト中で 500 番台の Ref 番号が付いている部品はサービスパーツに選定されていません。

FIG. 28 Job Separator Section

2NJ/2RK/2WA

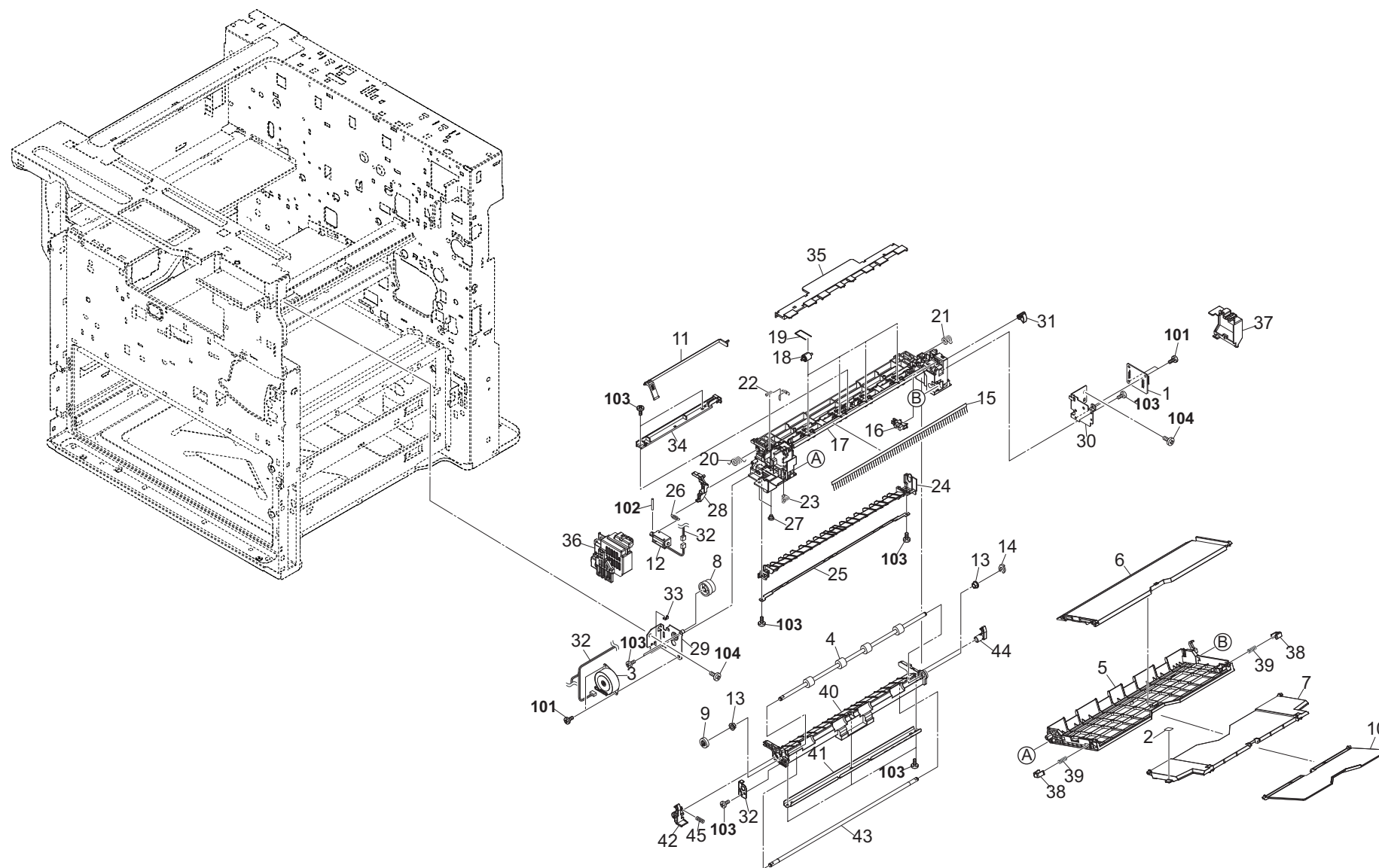


FIG. 28 Job Separator Section

2NJ/2RK/2WA

Ref. No. 番号	Part.No. 部品番号	Description 部品名称	Notes 備考	Revision 改訂	Quantity 個数			
					100 (日本)	120	230	240
1	302K994600	PARTS PWB JOB SEPA ASSY SP			1	1	1	1
2	302K934190	LABEL JOB SEPARATOR			1	1	1	1
3	302K994300	PARTS MOTOR PM FEED SP			1	1	1	1
4	303NM94010	PARTS ROLLER EXIT RIGHT SP			1	1	1	1
5	302NH16010	TRAY EXIT A			1	1	1	1
6	302NH16020	TRAY EXIT B			1	1	1	1
7	302NH16030	TRAY EXIT C			1	1	1	1
8	303NM16130	GEAR Z46R Z21S IDLE			1	1	1	1
9	303NM16140	GEAR Z15S			1	1	1	1
10	302NH16040	TRAY EXIT D			1	1	1	1
11	303NM16280	ACTUATOR EXIT			1	1	1	1
12	303NM94020	PARTS SOLENOID JS SP			1	1	1	1
13	302K324450	BUSH 6			2	2	2	2
14	5MVX111DN003	RING STOPPER /A-49 FEED A4			1	1	1	1
15	63212210	STATIC ELIMINATOR,EJECT			1	1	1	1
16	7NXGP1A173LCH01	SENSOR OPT.			1	1	1	1
17	303NM16010	FRAME EXIT			1	1	1	1
18	302FZ07020	PULLEY MPT BYPASS			4	4	4	4
19	303MA16290	SPRING PULLEY JS			4	4	4	4
20	303NM16170	SPRING-TORSION GUIDE F			1	1	1	1
21	303NM16180	SPRING-TORSION GUIDE R			1	1	1	1
22	303NM16190	SPRING EARTH A			1	1	1	1
23	303NM16240	SPRING EARTH B			1	1	1	1
24	303NM16030	GUIDE EXIT B			1	1	1	1
25	303NM16250	PLATE GUIDE LOWER			1	1	1	1
26	303NM16210	SPRING-EXTENSION			1	1	1	1
27	302F325010	STUD SCREW M3			2	2	2	2
28	303NM16200	ARM FEED SHIFT			1	1	1	1
29	303NM16041	PLATE EXIT F			1	1	1	1
30	303NM16050	PLATE EXIT R			1	1	1	1
31	303NM16300	ARM SENSOR			1	1	1	1
32	303NM16060	PLATE EXIT LOWER			1	1	1	1
33	302K931080	WIRE STOPPER			1	1	1	1
34	303NM16290	HOLDER SENSOR			1	1	1	1
35	303NM16271	COVER UPPER			1	1	1	1
36	303NM16220	COVER EXIT F			1	1	1	1
37	303NM16150	COVER PWB EXIT			1	1	1	1
38	302R408220	STOPPER BYPASS TABLE			2	2	2	2
39	303JY24640	SPRING RELEASE COVER			2	2	2	2
40	303NM16020	GUIDE EXIT A			1	1	1	1
41	303NM16260	STAY GUIDE LOWER			1	1	1	1
42	303NM16080	LEVER EXIT RIGHT			1	1	1	1
43	303NM16070	SHAFT LEVER EXIT			1	1	1	1
44	303MA16570	HOOK LEVER JAM JS F			1	1	1	1
45	302FZ28270	SPRING EXIT PUSH			1	1	1	1
101	7BB700308H	+BIND T.T S SCREW 3X8 SR						
102	E0025140	SPRING PIN 2.5X14						
103	7BB200308H	+BIND T.T P SCREW 3X8						
104	7BB700408H	+BIND T.T S SCREW 4X8 SR						

• Parts with a Ref.No. of 500 and above in the illustration indicate they are not selected for service parts.

• イラスト中で 500 番台の Ref 番号が付いている部品はサービスパーツに選定されていません。

FIG. 29 Bridge Section 1

2NJ/2RK/2WA

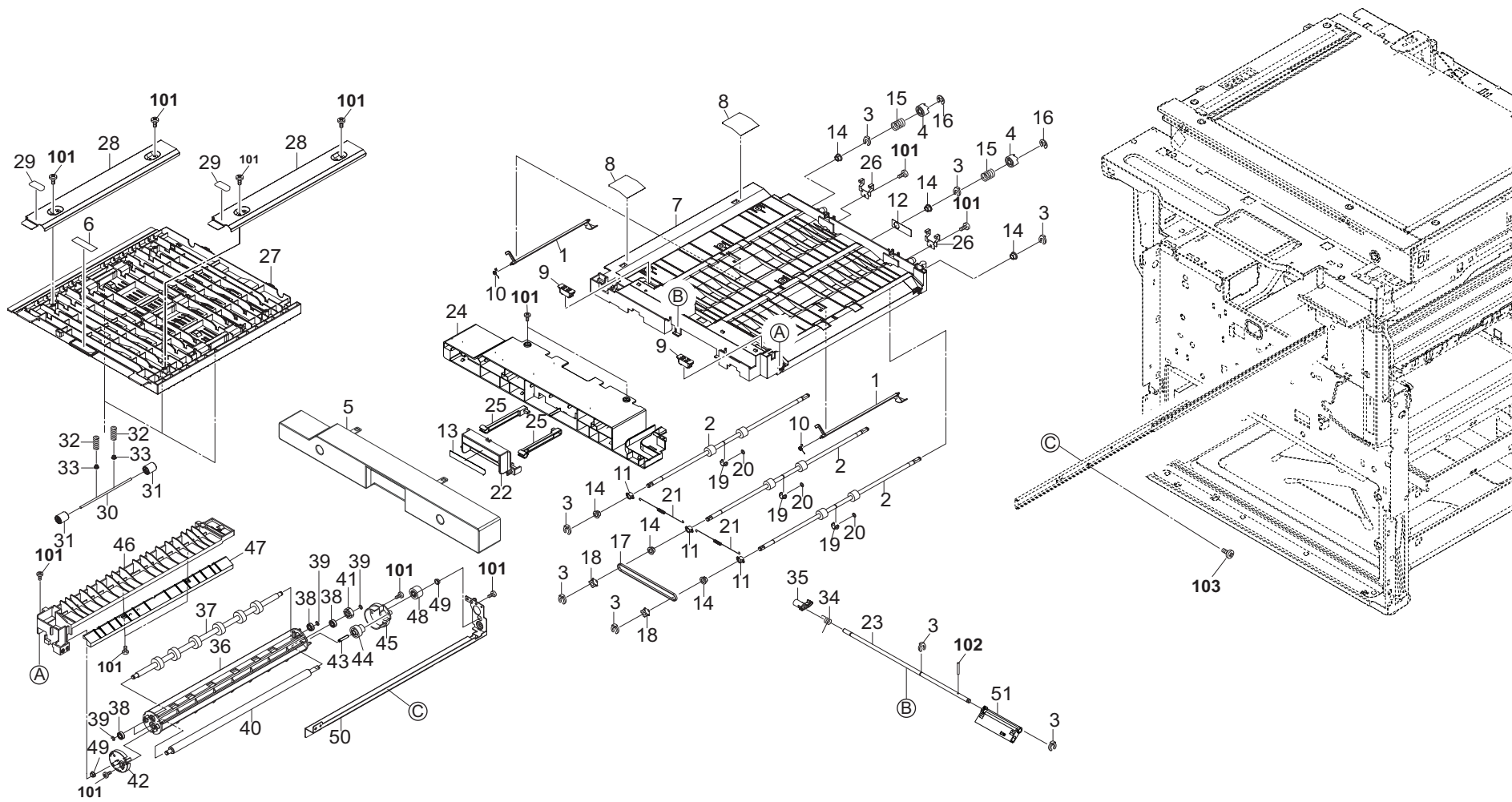


FIG. 29 Bridge Section 1

2NJ/2RK/2WA

Ref. No. 番号	Part.No. 部品番号	Description 部品名称	Notes 備考	Revision 改訂	Quantity 個数			
					100(日本)	120	230	240
1	302LF28060	ACTUATOR RELAY			2	2	2	2
2	302LF94430	PARTS ROLLER RELAY MIDDLE B SP			3	3	3	3
3	5MVX111DN003	RING STOPPER /A-49 FEED A4			8	8	8	8
4	302LF28121	JOINT DRIVE			2	2	2	2
5	302NH28040	COVER RELAY			1	1	1	1
6	302K934180	LABEL RELAY A4			1	1	1	1
7	302LF28023	GUIDE RELAY LOWER			1	1	1	1
8	302LF28820	SHEET RELAY LOWER			2	2	2	2
9	2FB17200	MAGNET UPPER REG GUIDE			2	2	2	2
10	302K928190	SPRING-TORSION SWITCHBACK			2	2	2	2
11	302FZ07310	BUSH CONTACT MPT B			3	3	3	3
12	302LF28161	PLATE EARTH ROLLER			1	1	1	1
13	302K934170	LABEL RELAY A3			1	1	1	1
14	7BE006103R31H01	BEARING MF106ZZ			6	6	6	6
15	302LF28441	SPRING-COMPRESSION JOINT			2	2	2	2
16	302FB09830	CUT WASHER 4			2	2	2	2
17	302LF28130	BELT S2M-Z133			1	1	1	1
18	302LF28342	PULLEY P18-S2M			2	2	2	2
19	302FZ07540	HOLDER SHAFT OUT			3	3	3	3
20	7BC46042A050H01	CUT WASHER 4.2X10.0X0.5T			3	3	3	3
21	302LF28500	SPRING-EXTENSION EARTH			2	2	2	2
22	302LF28510	HANDLE FRONT			1	1	1	1
23	302LF28181	SHAFT HANDLE			1	1	1	1
24	302LF28201	JOINT RELAY			1	1	1	1
25	302LF28190	ARM LEVER RELAY			2	2	2	2
26	302LF28780	PLATE HINGE STOPPER			2	2	2	2
27	302LF28011	GUIDE RELAY UPPER			1	1	1	1
28	302LF28050	PLATE REINFORCEMENT			2	2	2	2
29	302K934150	LABEL HIGH TEMP			2	2	2	2
30	302K324460	SHAFT FEED			3	3	3	3
31	302F929260	PULLEY DU LOW			6	6	6	6
32	302F928170	SPRING PULLEY			6	6	6	6
33	2FM04150	CAP SPRING /B-11 ENCLOSURE A4			6	6	6	6
34	302LF28580	SPRING-TORSION HOOK			1	1	1	1
35	303MA16580	HOOK LEVER JAM JS R			1	1	1	1
36	302LF28380	GUIDE PRESS ROTARY			1	1	1	1
37	302LF94280	PARTS ROLLER PRESS SP			1	1	1	1
38	7BE006124431H01	BEARING MR126ZZ			4	4	4	4
39	302K924820	CUT-WASHER 4			4	4	4	4
40	302LF94270	PARTS ROLLER PRESS DRIVE SP			1	1	1	1
41	302LF28650	GEAR Z30L DECURLER			1	1	1	1
42	302LF28370	CAP PRESS UNIT			1	1	1	1
43	303NJ31120	PIN FEED DRIVE			1	1	1	1
44	302LF28330	GEAR Z14S-Z35R			1	1	1	1
45	302LF28360	GEAR PRESS DRIVE			1	1	1	1
46	302LF28071	GUIDE RIGHT UPPER			1	1	1	1
47	302LF28082	GUIDE RIGHT LOWER			1	1	1	1
48	302LF28280	GEAR Z21S			1	1	1	1

• Parts with a Ref.No. of 500 and above in the illustration indicate they are not selected for service parts.

• イラスト中で 500 番台の Ref 番号が付いている部品はサービスパーツに選定されていません。

FIG. 29 Bridge Section 1

2NJ/2RK/2WA

Ref. No. 番号	Part.No. 部品番号	Description 部品名称	Notes 備考	Revision 改訂	Quantity 個数			
					100 (日本)	120	230	240
49	302H702590	BUSH SCREW			2	2	2	2
50	302LF28171	PLATE SUPPORT SLIDER			1	1	1	1
51	302LF28210	JOINT HANDLE			1	1	1	1
52	302K934170	LABEL RELAY A3			1	1	1	1
101	7BB200308H	+BIND T.T P SCREW 3X8						
102	5MBP2010WXSP	SPRING PIN / M2 X 10 S-BLK						
103	7BB700306H	+BIND T.T S SCREW 3X6 SR						

• Parts with a Ref.No. of 500 and above in the illustration indicate they are not selected for service parts.

• イラスト中で 500 番台の Ref 番号が付いている部品はサービスパーツに選定されていません。

FIG. 30 Bridge Section 2

2NJ/2RK/2WA

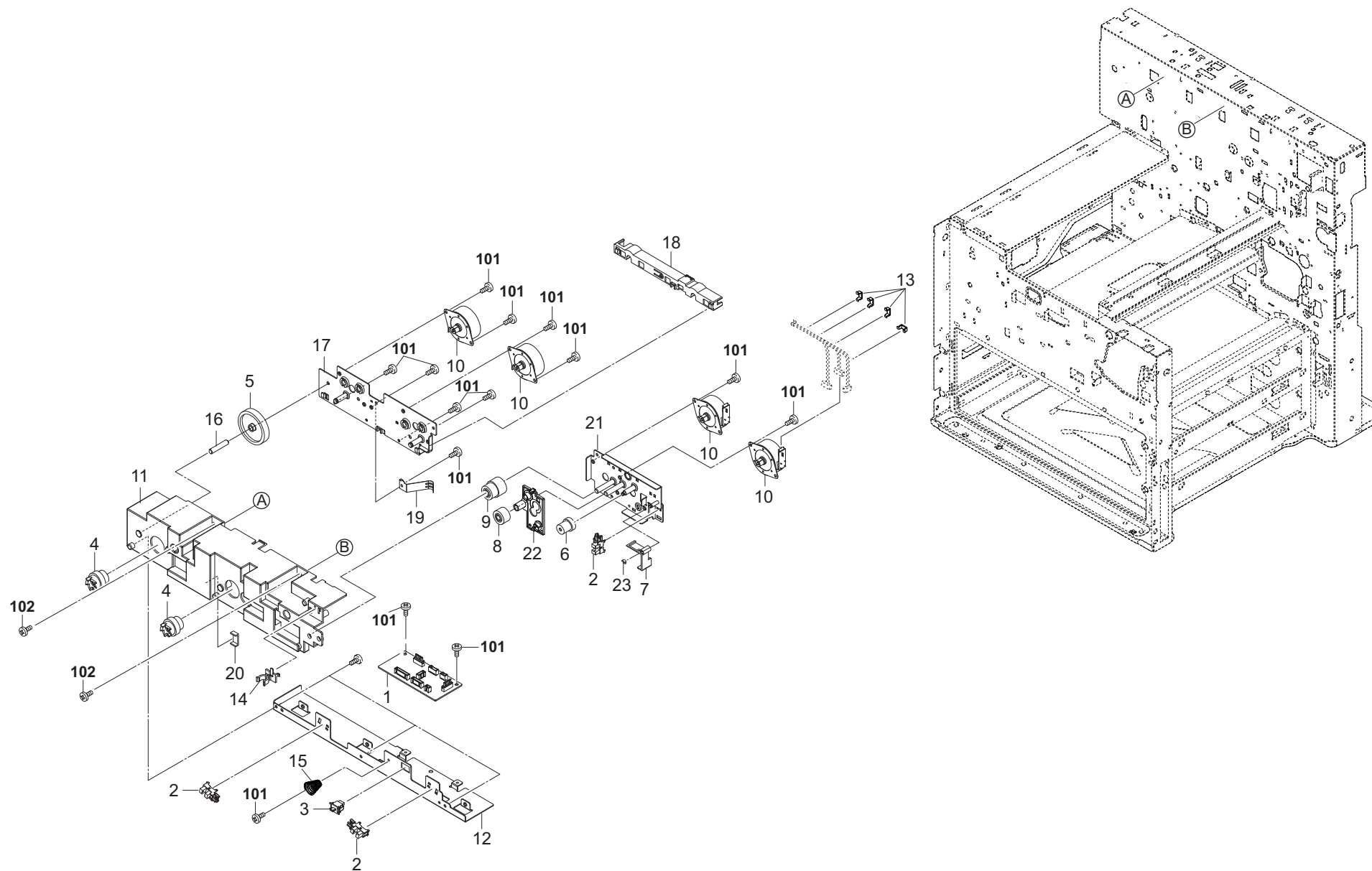


FIG. 30 Bridge Section 2

2NJ/2RK/2WA

Ref. No. 番号	Part.No. 部品番号	Description 部品名称	Notes 備考	Revision 改訂	Quantity 個数			
					100(日本)	120	230	240
1	302K994830	PARTS PWB BRIDGE ASSY SP			1	1	1	1
2	7NXGP1A173LCH01	SENSOR OPT.			3	3	3	3
3	7SP01000006+H01	SW.PUSH			1	1	1	1
4	302LF28140	GEAR Z31R-Z20R			2	2	2	2
5	302LF28150	GEAR Z42L			1	1	1	1
6	302LF28300	GEAR Z14S-Z30R			1	1	1	1
7	302LF28472	ACTUATOR PRESS			1	1	1	1
8	302LF28280	GEAR Z21S			1	1	1	1
9	302LF28290	GEAR Z21S-Z40R			1	1	1	1
10	302K994300	PARTS MOTOR PM FEED SP			4	4	4	4
11	302LF28093	FRAME DRIVE			1	1	1	1
12	302LF28101	PLATE DRIVE A			1	1	1	1
13	302K931080	WIRE STOPPER			4	4	4	4
14	302LF28590	STOPPER RELAY			1	1	1	1
15	302LF28610	SPRING COMPRESSION RELAY			1	1	1	1
16	303NJ31120	PIN FEED DRIVE			1	1	1	1
17	302LF28113	PLATE MOTOR DRIVE			1	1	1	1
18	302LF28560	GUIDE HARNESS			1	1	1	1
19	302FB09320	GROUND PLATE DECK UNIT			1	1	1	1
20	303LL02330	HOLDER WIRE D			1	1	1	1
21	302LF28461	PLATE MOTOR PRESS DRIVE			1	1	1	1
22	302LF28600	GUIDE DECURLER PIN			1	1	1	1
23	5MVX111DN007	STOPPER 3 /2BT1107 A4			1	1	1	1
101	7BB700308H	+BIND T.T S SCREW 3X8 SR						
102	7BB700408H	+BIND T.T S SCREW 4X8 SR						

• Parts with a Ref.No. of 500 and above in the illustration indicate they are not selected for service parts.

• イラスト中で 500 番台の Ref 番号が付いている部品はサービスパーツに選定されていません。

FIG. 31 Bridge Section 3

2NJ/2RK/2WA

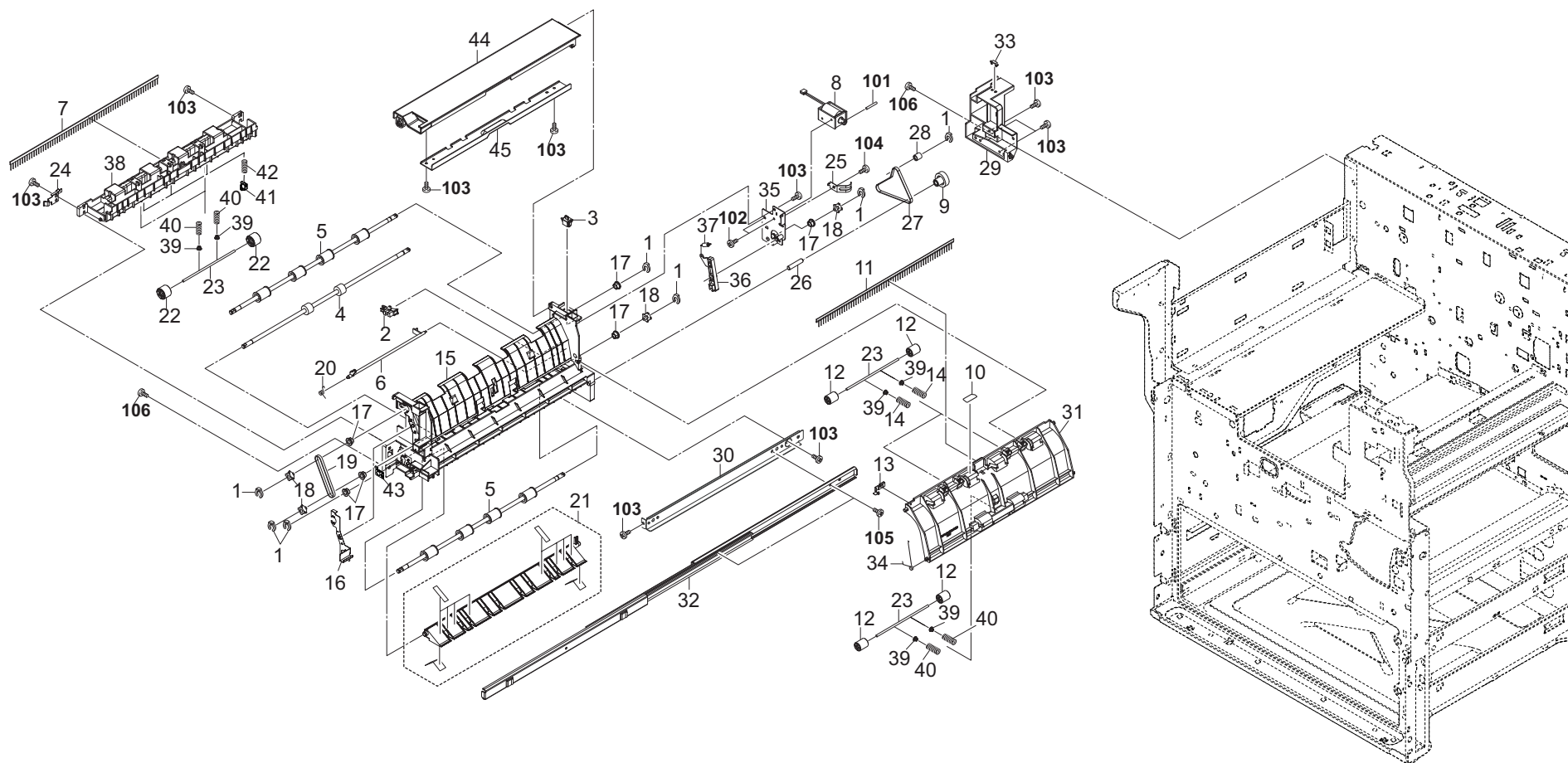


FIG. 31 Bridge Section 3

2NJ/2RK/2WA

Ref. No. 番号	Part.No. 部品番号	Description 部品名称	Notes 備考	Revision 改訂	Quantity 個数			
					100 (日本)	120	230	240
1	5MVX111DN003	RING STOPPER /A-49 FEED A4			7	7	7	7
2	7NXGP1A173LCH01	SENSOR OPT.			1	1	1	1
3	7SP01000006+H01	SW.PUSH			1	1	1	1
4	302LF94030	PARTS ROLLER RELAY EXIT MIDDLE SP			1	1	1	1
5	302LF94440	PARTS ROLLER RELAY EXIT LOWER B SP			2	2	2	2
6	302LF28350	ACTUATOR RELAY EXIT SW			1	1	1	1
7	63212210	STATIC ELIMINATOR,EJECT			1	1	1	1
8	302K994370	PARTS SOLENOID FEED SHIFT SP			1	1	1	1
9	302LF28420	GEAR Z20R-P18			1	1	1	1
10	302K934160	LABEL EXIT A2			1	1	1	1
11	302LF28640	STATIC-ELIMINATOR EJECT			1	1	1	1
12	302F929260	PULLEY DU LOW			6	6	6	6
13	302LF28630	PLATE EARTH EXIT			1	1	1	1
14	302LF28840	SPRING-COMPRESSION RELAY EXIT			4	4	4	4
15	302LF28223	HOUSING RELAY EXIT			1	1	1	1
16	302LF28541	PLATE EARTH ROLLER A			1	1	1	1
17	7BE006103R31H01	BEARING MF106ZZ			6	6	6	6
18	302LF28342	PULLEY P18-S2M			4	4	4	4
19	3HL07190	BELT 150S2M,PAPER FEED			1	1	1	1
20	302K928190	SPRING-TORSION SWITCHBACK			1	1	1	1
21	303NB94190	PARTS GUIDE RELAY EXIT SHEFT SP			1	1	1	1
22	302JF22010	PULLEY MIDDLE			4	4	4	4
23	302K324460	SHAFT FEED			5	5	5	5
24	302LF28531	PLATE EARTH EXIT			1	1	1	1
25	2C912690	GROUND PLATE SCANNER B			1	1	1	1
26	303NJ31120	PIN FEED DRIVE			1	1	1	1
27	302LF28450	BELT S2M-Z112			1	1	1	1
28	302FZ07150	PULLEY TENSION BELT			1	1	1	1
29	302LF28250	MOUNT RELAY EXIT			1	1	1	1
30	302NH28300	PLATE REINFORCEMENT			1	1	1	1
31	302LF28241	GUIDE RELAY EXIT RIGHT			1	1	1	1
32	302LF28720	SLIDER RELEASE			1	1	1	1
33	302K931080	WIRE STOPPER			1	1	1	1
34	302LF28810	SPRING-TORSION RELAY EXIT			1	1	1	1
35	302LF28401	PLATE RELAY SOLENOID			1	1	1	1
36	302LF28410	LEVER RELAY SOLENOID			1	1	1	1
37	3HL10090	SPRING,LF SHIFT GUIDE			1	1	1	1
38	302LF28230	GUIDE RELAY EXIT UPPER			1	1	1	1
39	2FM04150	CAP SPRING /B-11 ENCLOSURE A4			10	10	10	10
40	302F928170	SPRING PULLEY			6	6	6	6
41	302FZ28260	EXIT PUSH			3	3	3	3
42	302FZ28270	SPRING EXIT PUSH			3	3	3	3
43	302LF28661	PLATE EARTH RELAY B			1	1	1	1
44	302NH28030	COVER RELAY EXIT			1	1	1	1
45	302LF28621	PLATE REINFORCEMENT EXIT			1	1	1	1

• Parts with a Ref.No. of 500 and above in the illustration indicate they are not selected for service parts.

• イラスト中で 500 番台の Ref 番号が付いている部品はサービスパーツに選定されていません。

FIG. 31 Bridge Section 3

2NJ/2RK/2WA

Ref. No. 番号	Part.No. 部品番号	Description 部品名称	Notes 備考	Revision 改訂	Quantity 個数			
					100(日本)	120	230	240
101	E0130240	SPRING PIN 3X24(SUS)						
102	7BB000303H	+BIND M SCREW 3X3						
103	7BB200308H	+BIND T.T P SCREW 3X8						
104	7BB100304H	+BIND T.T S SCREW 3X4						
105	7BB700308H	+BIND T.T S SCREW 3X8 SR						
106	7BB700408H	+BIND T.T S SCREW 4X8 SR						

• Parts with a Ref.No. of 500 and above in the illustration indicate they are not selected for service parts.

• イラスト中で 500 番台の Ref 番号が付いている部品はサービスパーツに選定されていません。

FIG. 32 Electrical Components 1

2NJ/2RK/2WA-1

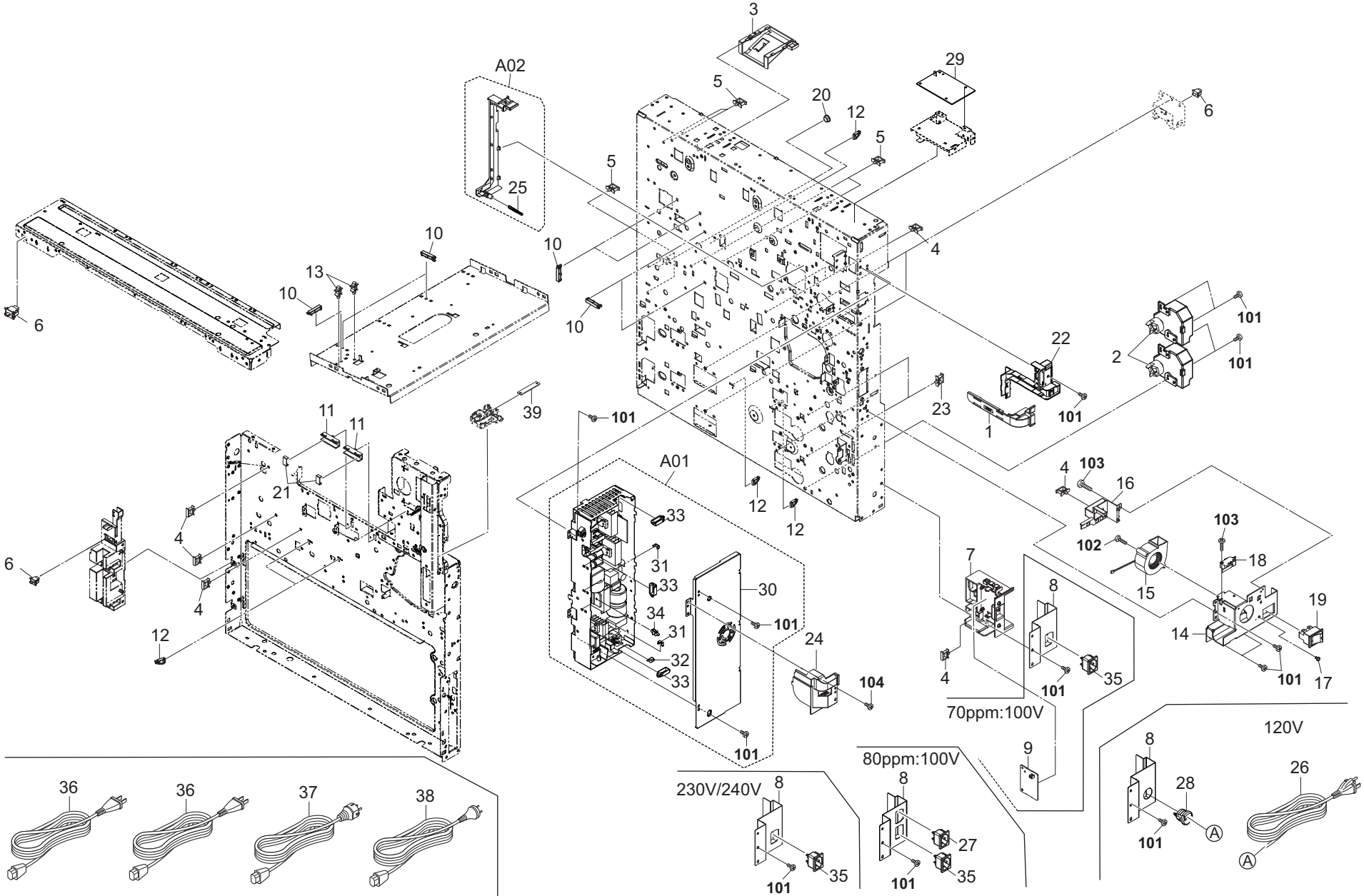


FIG. 32 Electrical Components 1

2NJ/2RK/2WA-6

Ref. No. 番号	Part.No. 部品番号	Description 部品名称	Notes 備考	Revision 改訂	Quantity 個数			
					100(日本)	120	230	240
1	302N739040	COVER WIRE IH			1	1	1	1
2	302NH94360	PARTS MOTOR LIFT ASSY SP			2	2	2	2
3	302NH39320	GUIDE WIRE ISU			1	1	1	1
4	7YZM610001++H01	ACCESS SADDLE			6	6	6	6
5	7YZM610003++H01	ACCESS SADDLE			6	6	6	6
6	7SP01000006+H01	SW.PUSH			3	3	3	3
7	302NH39380	GUIDE WIRE INLET			1	1	1	1
8	302N739020	PLATE INLET A2	80ppm:100V		1			
8	302N439070	PLATE INLET B2	70ppm:100V		1		1	1
8	302N739010	PLATE INLET				1		
9	302N494211	PARTS PWB CURRENT AVE 100 ASSY SP	70ppm:100V	6:Design-chg.	1			
10	302LF02380	HOLDER FFC			7	7	7	7
11	302LF39050	GUIDE WIRE FRONT PWB			2	2	2	2
12	302K939230	HOLDER PWB			5	5	5	5
13	7YZM510007++H01	ACCESS.SPACER			2	2	2	2
14	302N439050	PLATE MAIN SW			1	1	1	1
15	302LC94380	PARTS FAN COOLING LSU 60 SP			1	1	1	1
16	302K939560	DUCT FAN IH			1	1	1	1
17	7YZM510022++H01	ACCESS.SPACER			1	1	1	1
18	2FB27160	INTER LOCK SWITCH			1	1	1	1
19	7SC020204+++H01	SW.SEESAW		6:Part No.-chg.	1	1	1	1
20	7YZM110001+++H01	ACCESS.BUSHING			1	1	1	1
21	303LL02330	HOLDER WIRE D			2	2	2	2
22	302NH39330	GUIDE WIRE IH			1	1	1	1
23	7YZM610008++H01	ACCESS.SADDLE			2	2	2	2
24	302K939521	COVER WIRE FUSER			1	1	1	1
A02	302NH94170	PARTS TERMINAL HV FUSER ASSY SP			1	1	1	1
25	*302NH39480	SPRING CONTACT FUSER SET			1	1	1	1
26	7AAACCUS+20H003	AC CORD ASSY US				1		
27	302N246080	WIRE INLET ASSY	80ppm:100V		1			
28	7YZM120001+++H01	ACCESS.BUSHING				1		
29	302ND94690	PARTS UNIT HIGH VOLTAGE FUSER SP			1	1	1	1
A01	302NH94180	PARTS IH BOX ASSY (M/E) SP					1	1
A01	302NH94190	PARTS IH BOX ASSY (M/J) SP			1	1		
30	*302K939450	COVER PWB IH			1	1	1	1
31	*302K931080	WIRE STOPPER			5	5	5	5
32	*7YZM210006++H01	ACCESS.EDGING			1	1	1	1
33	*7YZM210010++H01	ACCESS.EDGING			3	3	3	3
34	*7YZM510007++H01	ACCESS.SPACER			1	1	1	1
35	302NH46320	CONN.CORD ASSY INLET ASSY 1			1		1	1
36	7AAACCJP+15H010	AC CORD ASSY JP	80ppm		2			
36	7AAACCJP+15H010	AC CORD ASSY JP	70ppm		1			
37	302RH94240	PARTS AC CORD EU SP					1	
38	7AAACCAS+10H001	AC CORD ASSY AS						1
39	302NJ94200	PARTS FUSER SENSOR ASSY SP		1:Add	1	1	1	1
101	7BB700408H	+BIND T.T S SCREW 4X8 SR						
102	7BB700330H	+BIND T.T S SCREW 3X30 SR						
103	7BB607320H	+TP-CUP M SCREW 3X20 R						
104	7BB700308H	+BIND T.T S SCREW 3X8 SR						

• Parts with a Ref.No. of 500 and above in the illustration indicate they are not selected for service parts.

• イラスト中で 500 番台の Ref 番号が付いている部品はサービスパーツに選定されていません。

FIG. 33 Electrical Components 2

2NJ/2RK/2WA-1

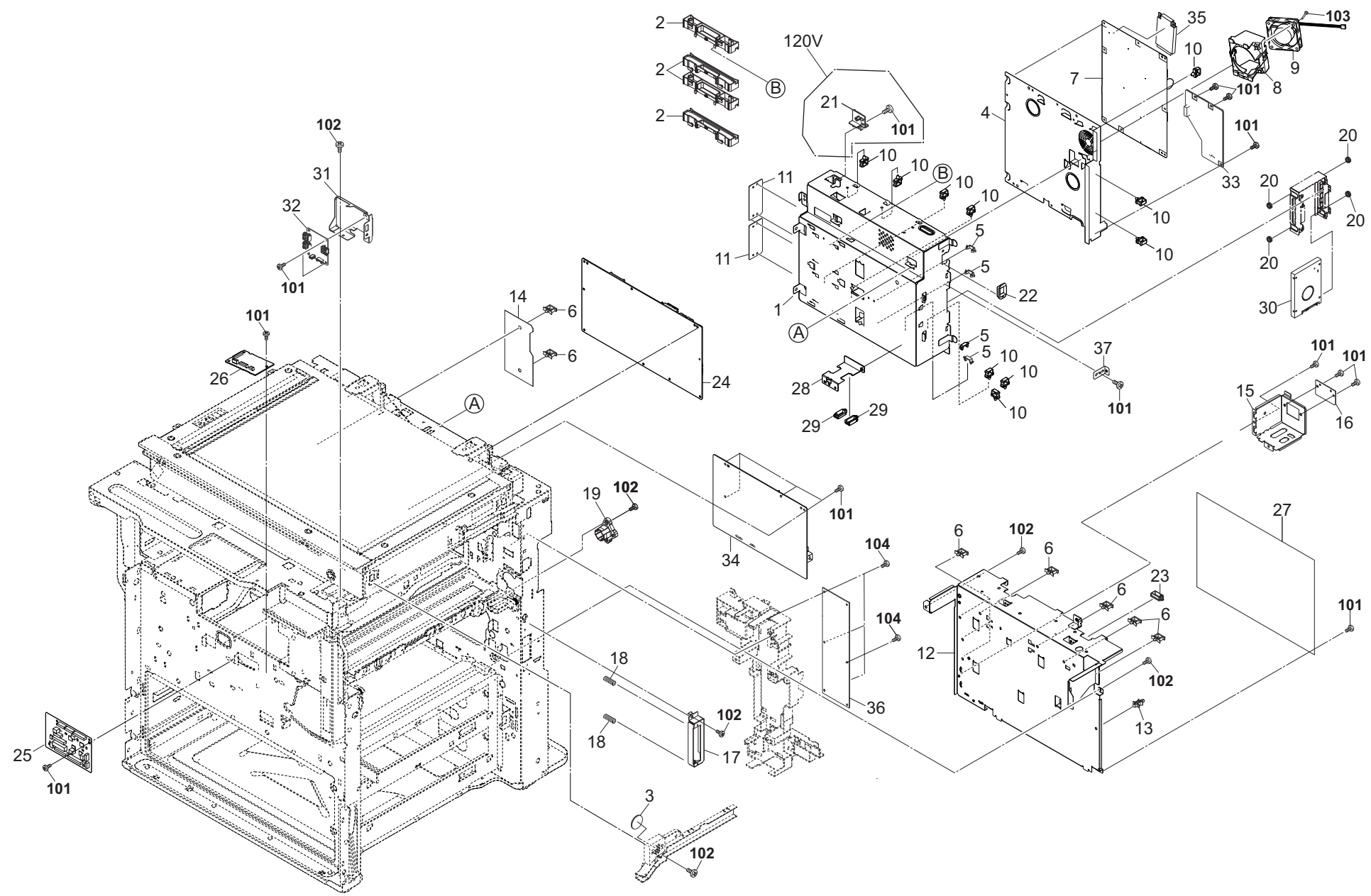


FIG. 33 Electrical Components 2

2NJ/2RK/2WA-4

Ref. No. 番号	Part.No. 部品番号	Description 部品名称	Notes 備考	Revision 改訂	Quantity 個数			
					100(日本)	120	230	240
1	302NH39010	SHIELD BOX			1	1	1	1
2	302K939030	RAIL PWB			4	4	4	4
3	302ND94790	PARTS SPEAKER SP			1	1	1	1
4	302NH39020	BRACKET MAIN			1	1	1	1
5	7YZM390011++H01	ACCESS.CLAMP			4	4	4	4
6	7YZM610003++H01	ACCESS SADDLE			10	10	10	10
7	302NJ94010	PARTS PWB MAIN ASSY SP			1	1		1
7	302NJ94140	PARTS PWB MAIN ASSY EU SP					1	
8	302NH39030	HOLDER FAN MAIN			1	1	1	1
9	302FZ44040	FAN BOX COOLING			1	1	1	1
10	7YZM610002++H01	ACCESS SADDLE			10	10	10	10
11	302RH39220	PLATE OPTION			2	2	2	2
12	302NH39060	PLATE PWB LVU			1	1	1	1
13	7YZM510007++H01	ACCESS.SPACER			1	1	1	1
14	302LF39070	FILM WIRE ENGINE			1	1	1	1
15	302NH39410	PLATE OPTION COIN-VENDOR			1	1	1	1
16	302FB26290	LID VENDOR			1	1	1	1
17	302K924381	MOUNT DRAWER B			1	1	1	1
18	302K924360	SPRING DRAWER			2	2	2	2
19	302K931210	HOLDER ATTACHMENT			1	1	1	1
20	302JD19140	BUSHING FAN			4	4	4	4
21	303RR94010	PARTS WIFI UNIT SP				1		
22	7YZM210011++H01	ACCESS.EDGING		3:Part No.-chg.	1	1	1	1
23	7YZM210010++H01	ACCESS.EDGING		3:Part No.-chg.	1	1	1	1
24	302NJ94060	PARTS PWB ENGINE ASSY SP	70ppm/80ppm	4:Others	1	1	1	1
24	302WA94010	PARTS PWB ENGINE ASSY SP	90ppm	4:Add		1	1	1
25	302NJ94070	PARTS PWB FRONT MONO ASSY SP			1	1	1	1
26	302NJ94080	PARTS PWB LSU JUNC MONO ASSY SP			1	1	1	1
27	302ND94611	PARTS UNIT LOW VOLTAGE 100 SP		4:Design-chg.	1	1		
27	302ND94621	PARTS UNIT LOW VOLTAGE 200 SP		4:Design-chg.			1	1
28	302K939080	PLATE SHIELD BOX			1	1	1	1
29	7YZM210010++H01	ACCESS.EDGING			2	2	2	2
30	302NH93190	PARTS STORAGE DEVICE SP			1	1	1	1
31	302NH39400	MOUNT USB PWB			1	1	1	1
32	302RH94020	PARTS PWB USB HUB ASSY SP			1	1	1	1
33	303R894050	PARTS PWB DPIF ASSY SP			1	1	1	1
34	302NJ94090	PARTS UNIT HIGH VOLTAGE MAIN SP			1	1	1	1
35	302ND94670	PARTS SSD SP			1	1	1	1
36	302NJ94110	PARTS PWB FEED ASSY SP		1:Add /2:Others	1	1	1	1
37	302MN04151	PLATE NUT M3		3:Design-chg.	1	1	1	1
101	7BB700308H	+BIND T.T S SCREW 3X8 SR						
102	7BB700408H	+BIND T.T S SCREW 4X8 SR						
103	7BB200322H	BIND T.T P SCREW 3X22						
104	7BB200308H	+BIND T.T P SCREW 3X8		1:Add				

• Parts with a Ref.No. of 500 and above in the illustration indicate they are not selected for service parts.

• イラスト中で 500 番台の Ref 番号が付いている部品はサービスパーツに選定されていません。

FIG. 34 Operation Panel Section

2NJ/2RK/2WA

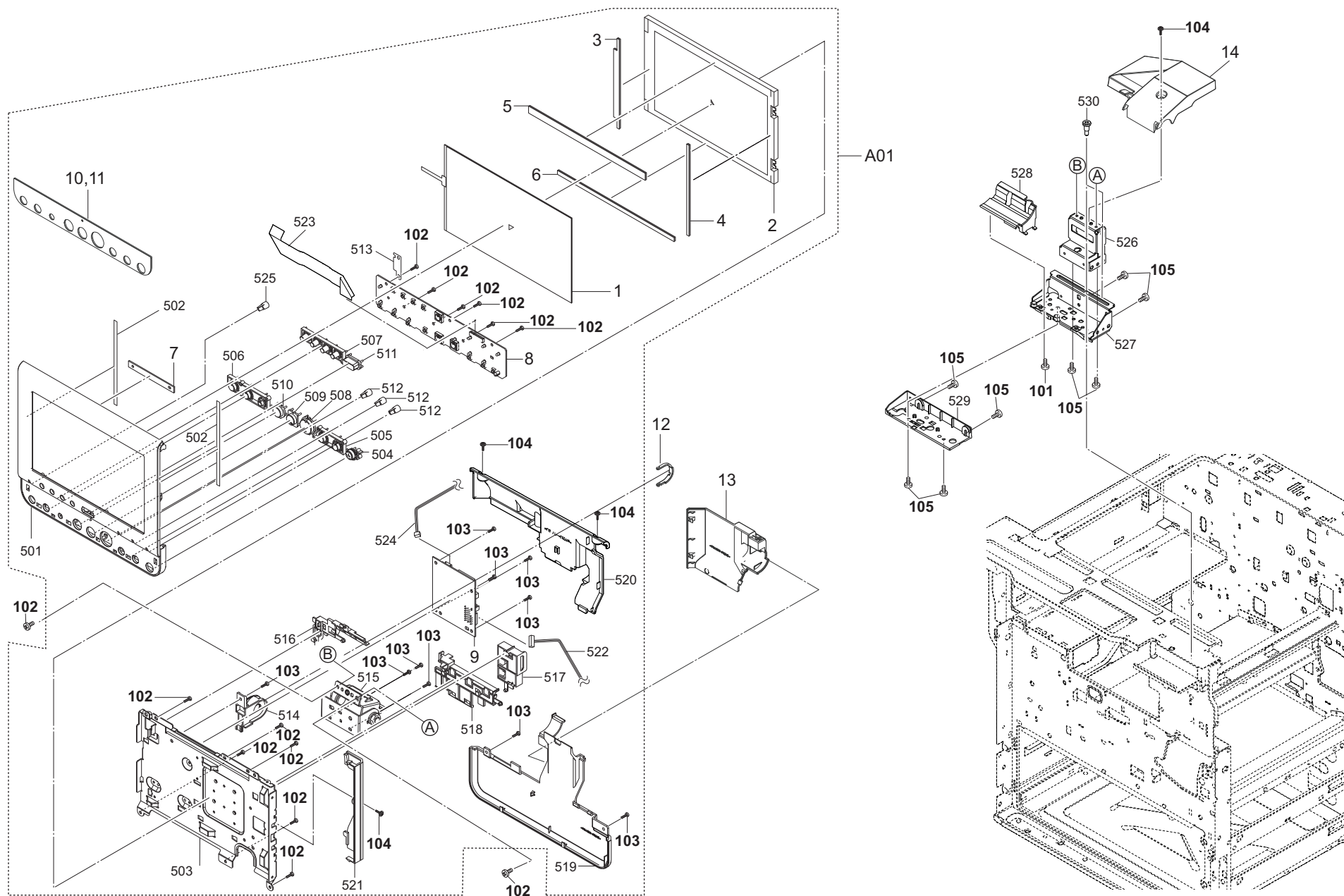


FIG. 34 Operation Panel Section

2NJ/2RK/2WA-1

Ref. No. 番号	Part.No. 部品番号	Description 部品名称	Notes 備考	Revision 改訂	Quantity 個数			
					100(日本)	120	230	240
A01	302NH94211	PARTS OPERATION UNIT SP		1:Design-chg.	1	1	1	1
1	*302RH94070	PARTS TABLET OPERATION SP			1	1	1	1
2	*302RH94060	PARTS LCD OPERATION SP			1	1	1	1
3	*302RH05210	SPONGE LCD A			1	1	1	1
4	*302RH05220	SPONGE LCD B			1	1	1	1
5	*302RH05230	SPONGE LCD C			1	1	1	1
6	*302RH05240	SPONGE LCD D			1	1	1	1
7	*302RH94050	PARTS PWB NFC ASSY SP			1	1	1	1
8	*302RH94040	PARTS PWB OPERATION ASSY SP			1	1	1	1
9	*302RH94030	PARTS PWB PANEL MAIN ASSY SP			1	1	1	1
10	*302NH34100	LABEL OPERATION JP			1	1	1	1
11	*302NH34110	LABEL OPERATION EN			1	1	1	1
12	302RH05370	HOLDER WIRE OPERATION			1	1	1	1
13	302RH05360	COVER OPERATION D			1	1	1	1
14	302NH04300	COVER OPERATION REAR A			1	1	1	1
101	7BB202308H	+TP-FLAT T.T P SCREW 3X8						
102	7BB200308H	+BIND T.T P SCREW 3X8						
103	7BB702308H	+TP-FLAT T.T S SCREW 3X8 SR						
104	7BB782308H	+TP-FLAT T.T S SCREW 3X8 SR(BLACK)						
105	7BB700308H	+BIND T.T S SCREW 3X8 SR						

• Parts with a Ref.No. of 500 and above in the illustration indicate they are not selected for service parts.

• イラスト中で 500 番台の Ref 番号が付いている部品はサービスパーツに選定されていません。

FIG. 35 Wire Sections 1

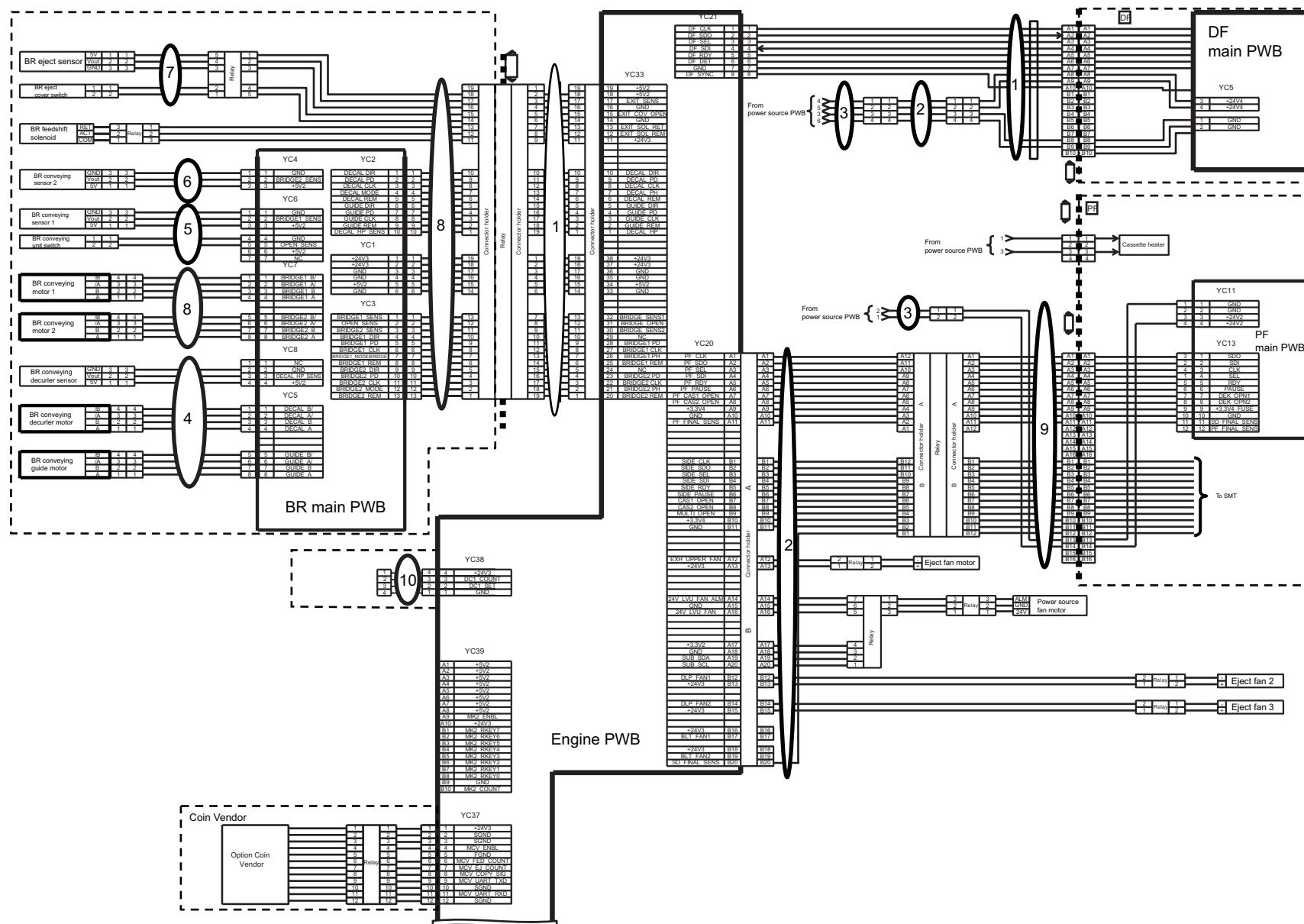


FIG. 36 Wire Sections 2

2NJ/2RK/2WA-4

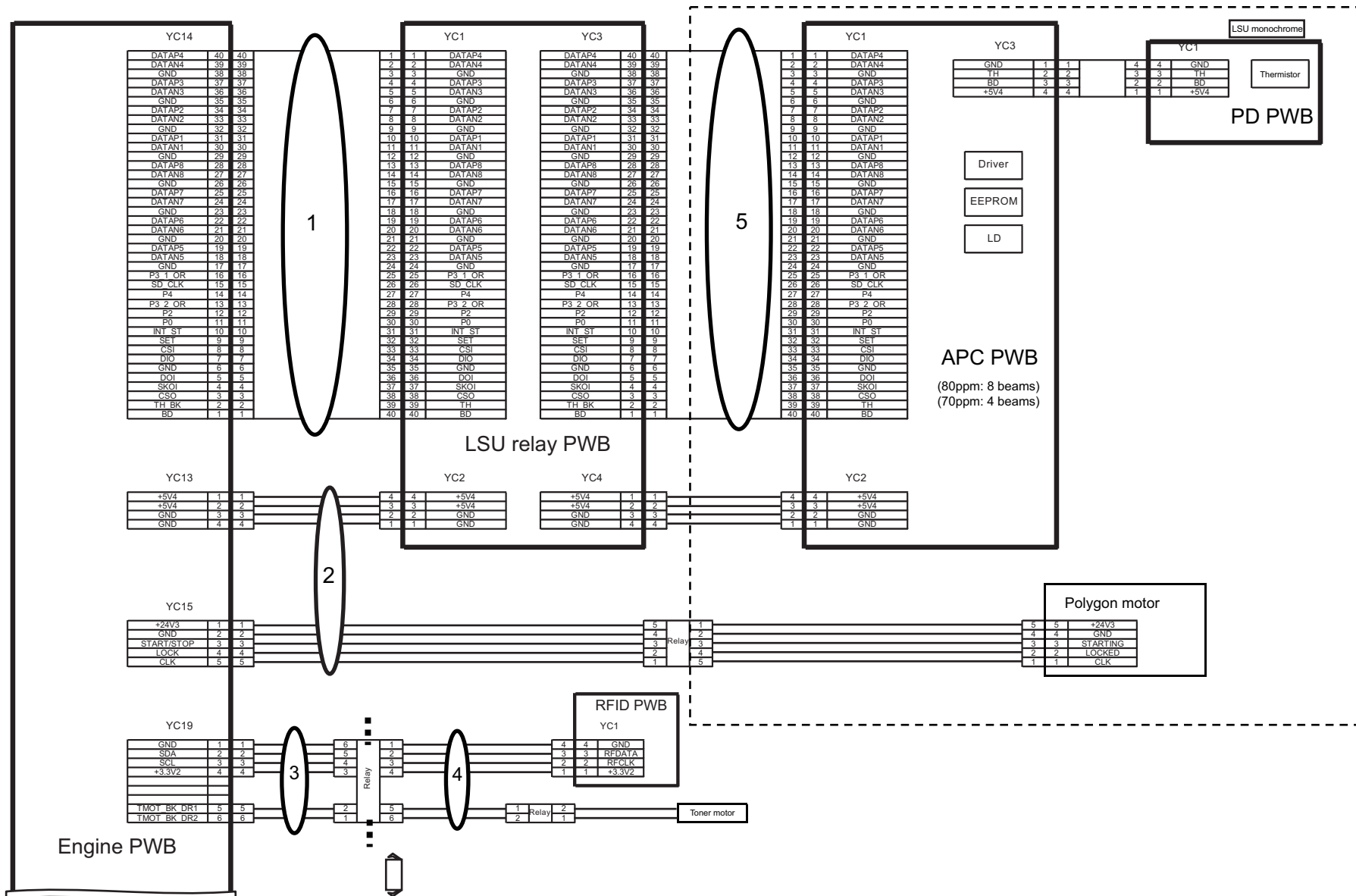


FIG. 36 Wire Sections 2

2NJ/2RK/2WA-4

Ref. No. 番号	Part.No. 部品番号	Description 部品名称	Notes 備考	Revision 改訂	Quantity 個数			
					100(日本)	120	230	240
1	302NJ94240	PARTS FFC LSU SET SP		4:Part No.-chg.	1	1	1	1
2	302NJ46070	CONN.CORD ASSY FRONT POWER			1	1	1	1
3	302NJ46030	CONN.CORD ASSY CONTAINER JOINT			1	1	1	1
4	302NJ46280	CONN.CORD ASSY CONTAINER MOTOR		1:Add	1	1	1	1
5	302NJ94250	PARTS FFC APC SET SP		4:Add	1	1	1	1

• Parts with a Ref.No. of 500 and above in the illustration indicate they are not selected for service parts.

• イラスト中で 500 番台の Ref 番号が付いている部品はサービスパーツに選定されていません。

FIG. 37 Wire Sections 3

2NJ/2RK/2WA-1

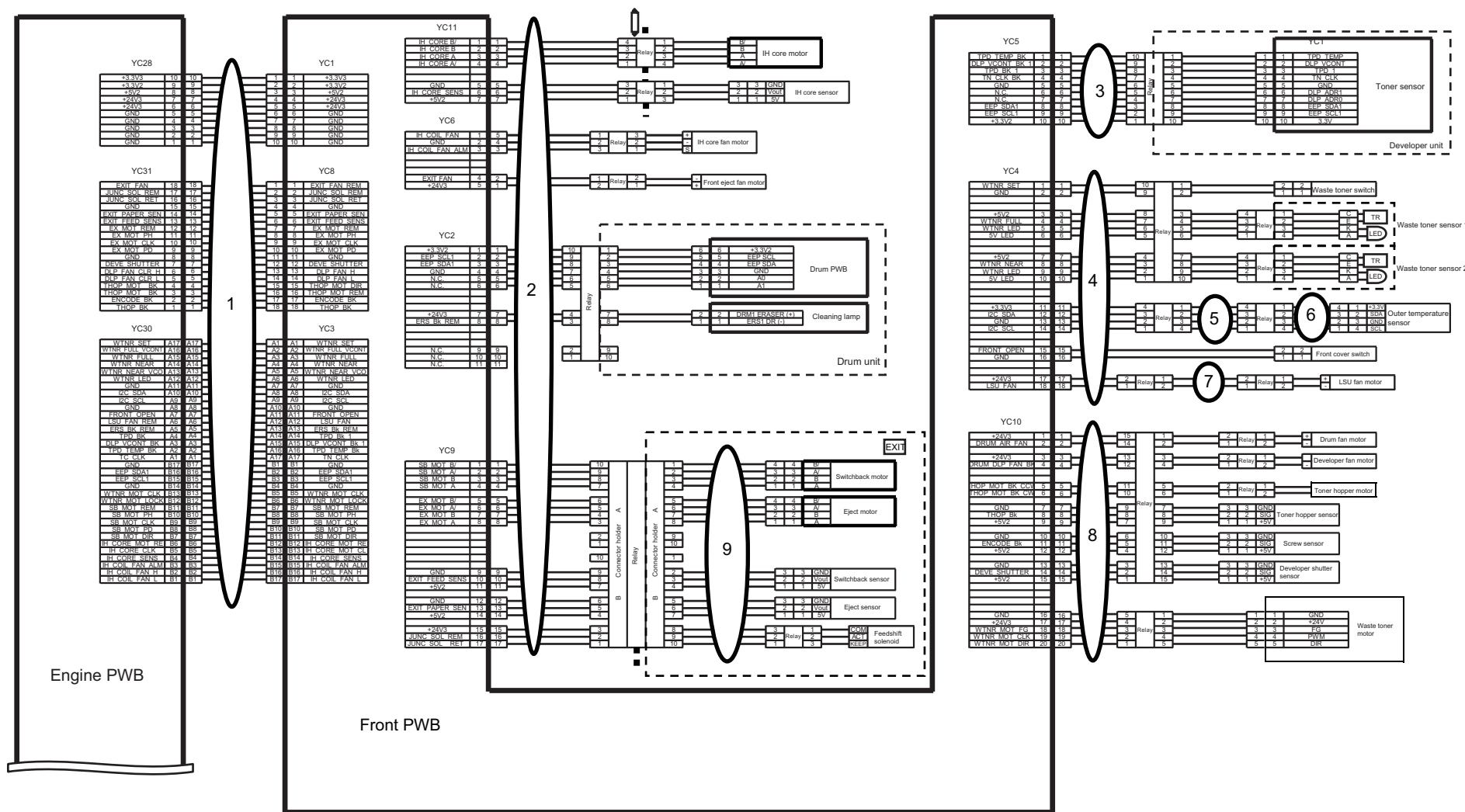


FIG. 37 Wire Sections 3

2NJ/2RK/2WA-3

Ref. No. 番号	Part.No. 部品番号	Description 部品名称	Notes 備考	Revision 改訂	Quantity 個数			
					100(日本)	120	230	240
1	302NJ46070	CONN.CORD ASSY FRONT POWER			1	1	1	1
2	302NJ46051	CONN.CORD ASSY EXIT FAN		3:Design-chg.	1	1	1	1
3	302NJ46100	CONN.CORD ASSY DEVELOPER JOINT			1	1	1	1
4	302LF46210	WIRE WASTE TONER TANK			1	1	1	1
5	302NJ46300	CONN.CORD ASSY HUMIDITY SENSOR			1	1	1	1
6	302LF46230	WIRE FRONT LOW			1	1	1	1
7	302LF46170	WIRE LSU COOLING FAN			1	1	1	1
8	302NJ46020	CONN.CORD ASSY RETAINER JOINT			1	1	1	1
9	302NH46330	CONN.CORD ASSY EXIT		1:Add	1	1	1	1

• Parts with a Ref.No. of 500 and above in the illustration indicate they are not selected for service parts.

・イラスト中で 500 番台の Ref 番号が付いている部品はサービスパーツに選定されていません。

FIG. 38 Wire Sections 4

2NJ/2RK/2WA-1

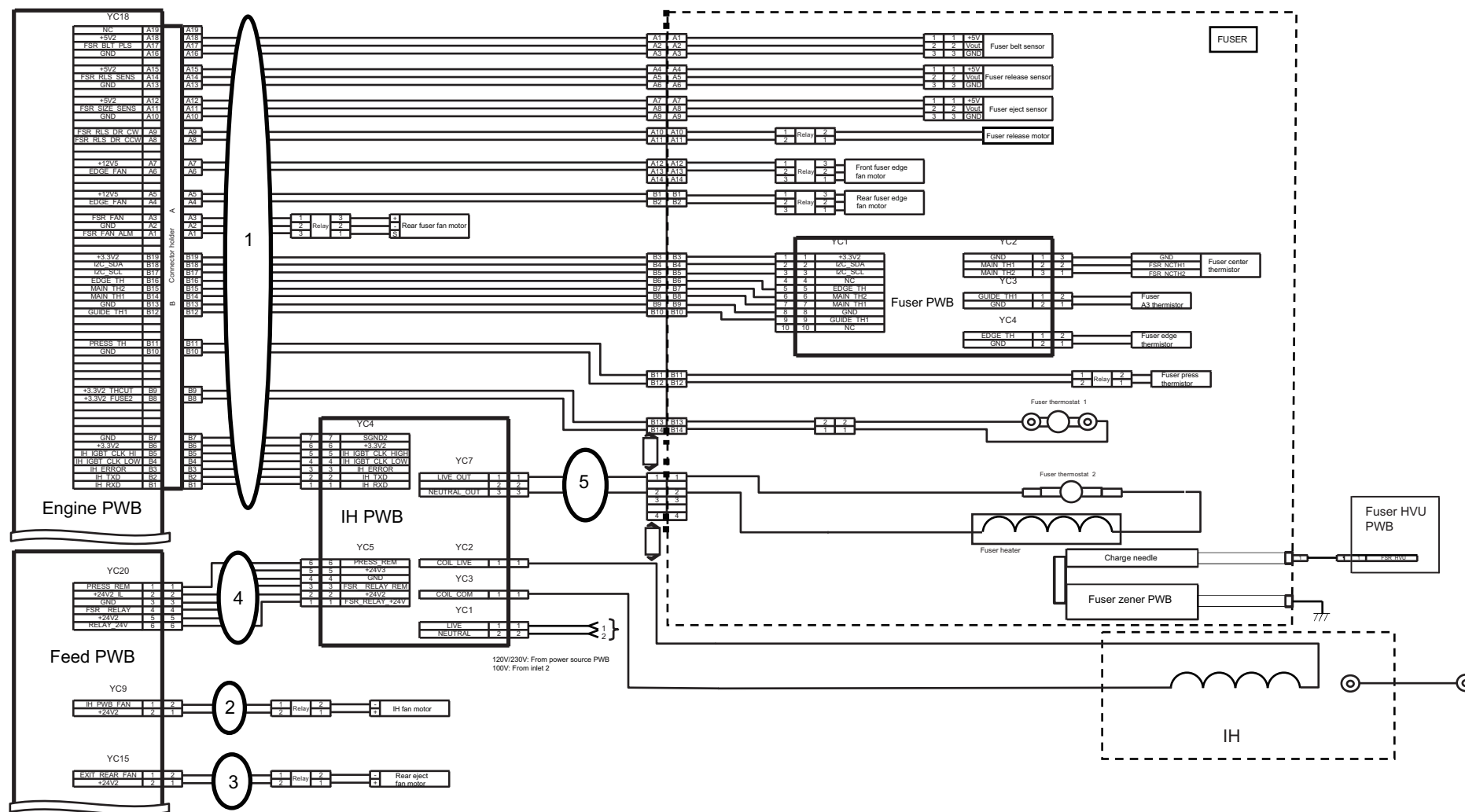


FIG. 38 Wire Sections 4

2NJ/2RK/2WA-1

Ref. No. 番号	Part.No. 部品番号	Description 部品名称	Notes 備考	Revision 改訂	Quantity 個数			
					100 (日本)	120	230	240
1	302NH46450	CONN.CORD ASSY FUSER JOINT			1	1	1	1
2	302NH46370	CONN.CORD ASSY INTERLOCK			1	1	1	1
3	302NH46510	CONN.CORD ASSY JOBSEPARATOR JOINT			1	1	1	1
4	302NH46070	CONN.CORD ASSY IH RELAY		1:Add	1	1	1	1
5	302NH46730	CONN.CORD ASSY IH PWB		1:Add	1	1	1	1

• Parts with a Ref.No. of 500 and above in the illustration indicate they are not selected for service parts.

• イラスト中で 500 番台の Ref 番号が付いている部品はサービスパーツに選定されていません。

FIG. 39 Wire Sections 5

2NJ/2RK/2WA-1

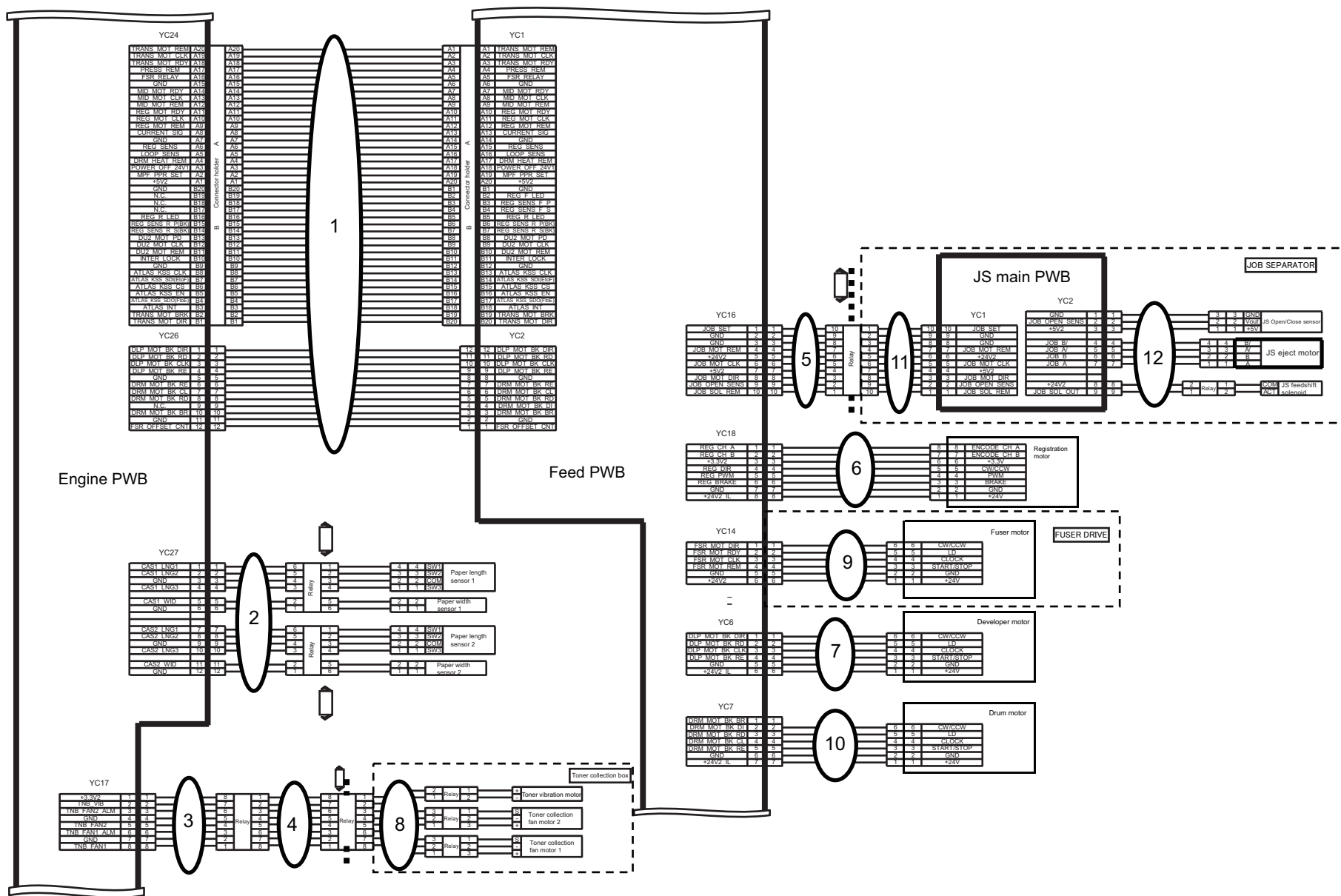


FIG. 39 Wire Sections 5

2NJ/2RK/2WA-4

Ref. No. 番号	Part.No. 部品番号	Description 部 品 名 称	Notes 備 考	Revision 改 訂	Quantity 個 数			
					100 (日本)	120	230	240
1	302NJ46010	CONN.CORD ASSY FEED2			1	1	1	1
2	302NH46200	CONN.CORD ASSY LIFT MOTOR			1	1	1	1
3	302NJ46120	CONN.CORD ASSY HVU MAIN			1	1	1	1
4	302NJ46150	CONN.CORD ASSY TONER DUCT FAN A			1	1	1	1
5	302NH46510	CONN.CORD ASSY JOBSEPARATOR JOINT			1	1	1	1
6	302NH46220	CONN.CORD ASSY REGIST MOTOR			1	1	1	1
7	302NJ46080	CONN.CORD ASSY DLP MOT			1	1	1	1
8	302NH46550	CONN.CORD ASSY TONER DUCT FAN A JOINT		1:Add	1	1	1	1
9	302NH46020	CONN.CORD ASSY FUSER MOTOR H		1:Add	1	1	1	1
10	302NJ46110	CONN.CORD ASSY DRUM MOT		1:Add	1	1	1	1
11	303NM46010	WIRE INTERFACE		1:Add/4:Others	1	1	1	1
12	303NM46020	WIRE JOB SEPARATOR		1:Add	1	1	1	1

• Parts with a Ref.No. of 500 and above in the illustration indicate they are not selected for service parts.

• イラスト中で 500 番台の Ref 番号が付いている部品はサービスパーツに選定されていません。

FIG. 40 Wire Sections 6

2NJ/2RK/2WA-1

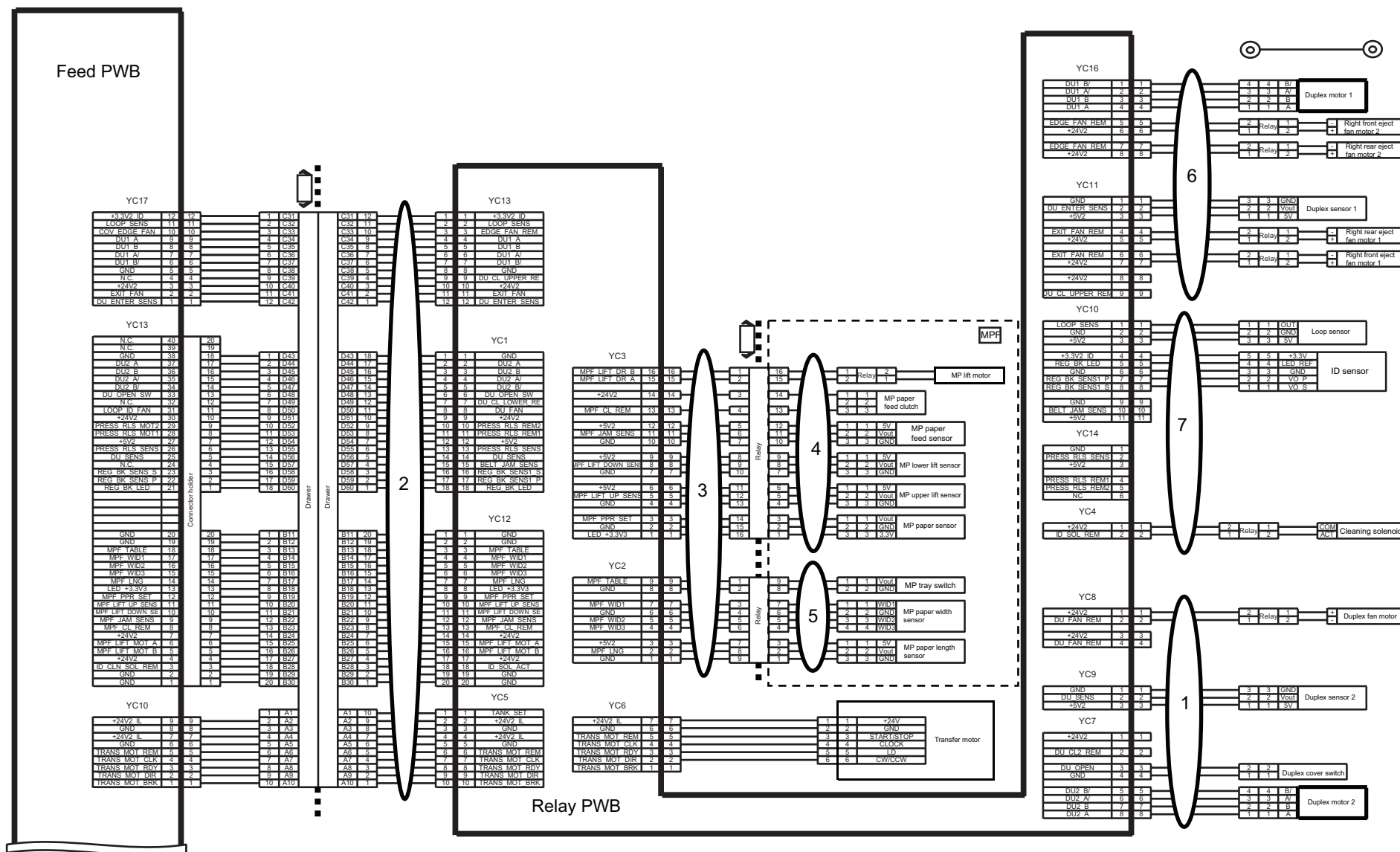


FIG. 40 Wire Sections 6

2NJ/2RK/2WA-1

Ref. No. 番号	Part.No. 部品番号	Description 部 品 名 称	Notes 備 考	Revision 改 訂	Quantity 個 数			
					100 (日本)	120	230	240
1	302NJ46290	CONN.CORD ASSY DU SENSOR			1	1	1	1
2	302LF46521	WIRE CONVEYING			1	1	1	1
3	302LC46480	WIRE MPF JOINT		1:Add	1	1	1	1
4	302K946370	WIRE MPF		1:Add	1	1	1	1
5	302K946380	WIRE MPF TRAY		1:Add	1	1	1	1
6	302LC46240	WIRE DU UPPER		1:Add	1	1	1	1
7	302LF46311	WIRE DU LOW		1:Add	1	1	1	1

• Parts with a Ref.No. of 500 and above in the illustration indicate they are not selected for service parts.

• イラスト中で 500 番台の Ref 番号が付いている部品はサービスパーツに選定されていません。

FIG. 41 Wire Sections 7

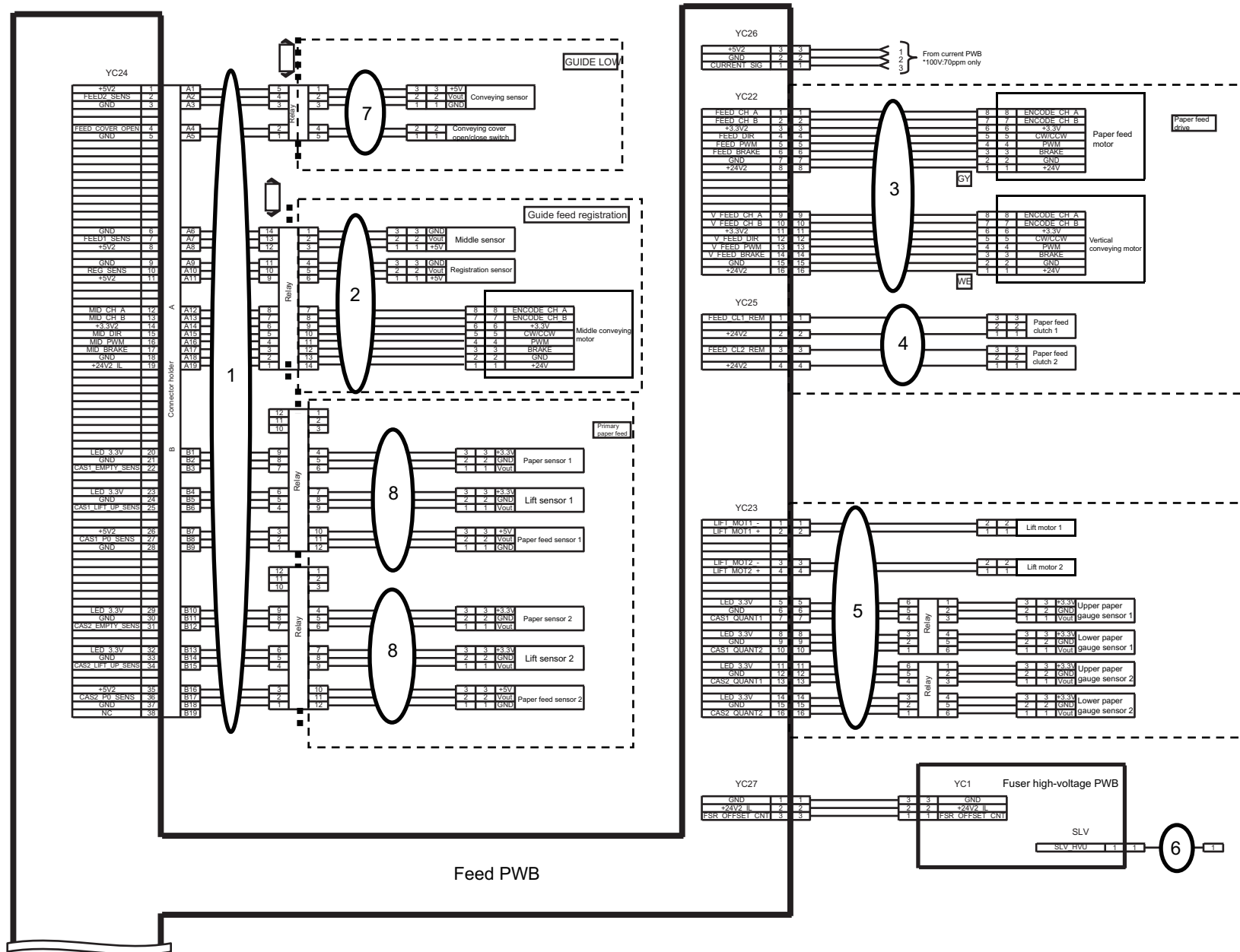


FIG. 41 Wire Sections 7

2NJ/2RK/2WA-1

Ref. No. 番号	Part.No. 部品番号	Description 部品名称	Notes 備考	Revision 改訂	Quantity 個数			
					100 (日本)	120	230	240
1	302NH46260	CONN.CORD ASSY FEED JOINT			1	1	1	1
2	302NH46360	CONN.CORD ASSY GUIDE FEED MIDDLE			1	1	1	1
3	302NH46350	CONN.CORD ASSY FEED MOTOR			1	1	1	1
4	302NH46340	CONN.CORD ASSY FEED CLUTCH			1	1	1	1
5	302NH46200	CONN.CORD ASSY LIFT MOTOR			1	1	1	1
6	302NH46A20	CONN.CORD ASSY FUSER HVU2			1	1	1	1
7	302NH46710	CONN.CORD ASSY GUIDE FEED LOW		1:Add	1	1	1	1
8	302N446280	WIRE PRIMARY FEED UNIT		1:Add	1	1	1	1

• Parts with a Ref.No. of 500 and above in the illustration indicate they are not selected for service parts.

• イラスト中で 500 番台の Ref 番号が付いている部品はサービスパーツに選定されていません。

FIG. 42 Wire Sections 8

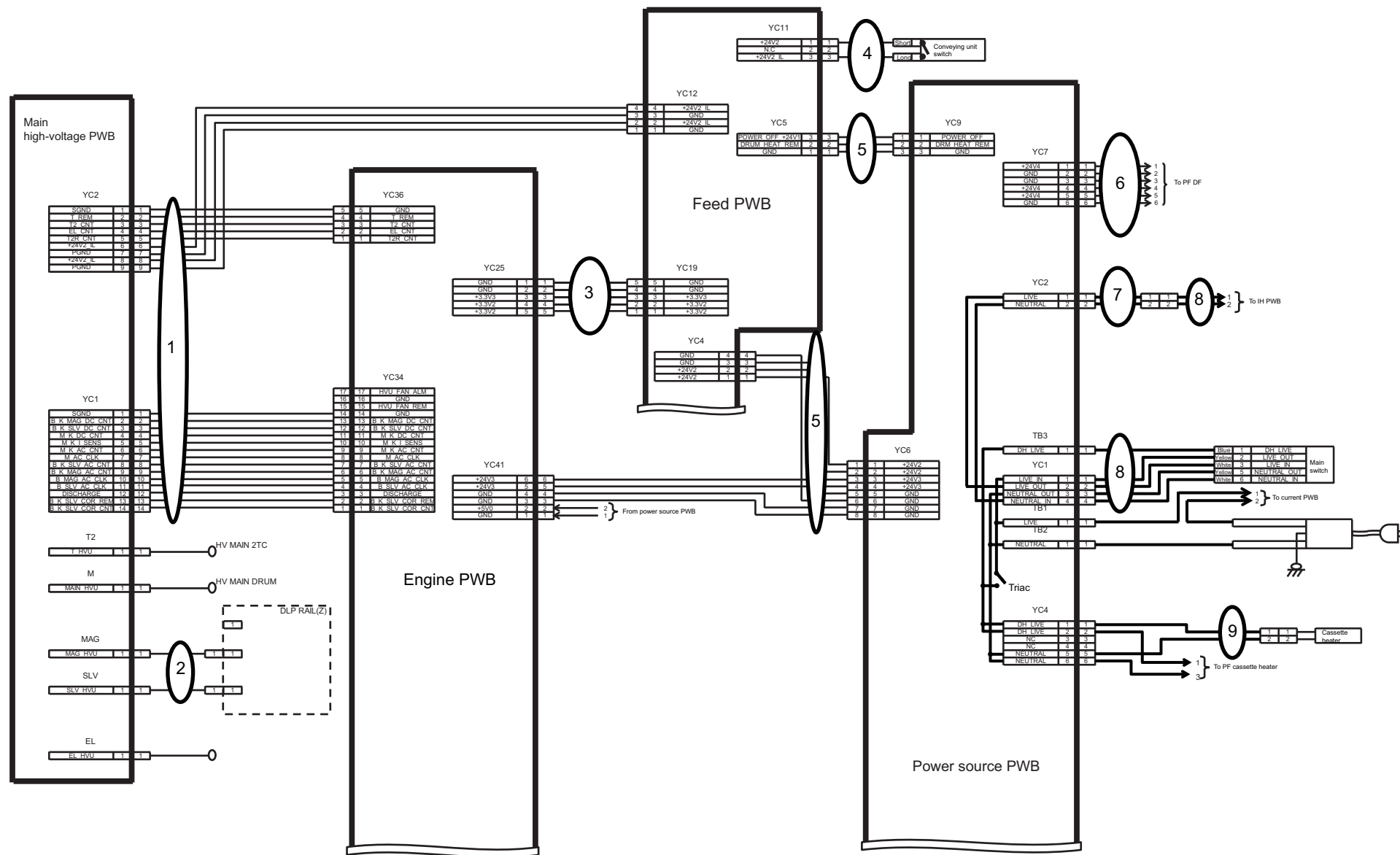


FIG. 42 Wire Sections 8

2NJ/2RK/2WA

Ref. No. 番号	Part.No. 部品番号	Description 部品名称	Notes 備考	Revision 改訂	Quantity 個数			
					100(日本)	120	230	240
1	302NJ46120	CONN.CORD ASSY HVU MAIN				1		
2	302LH46330	WIRE HVU DLP				1		
3	302NJ46010	CONN.CORD ASSY FEED2				1		
4	302NH46370	CONN.CORD ASSY INTERLOCK				1		
5	302NJ46270	CONN.CORD ASSY LVU FEED Z				1		
6	302NJ46180	CONN.CORD ASSY EH				1		
7	302NH46560	CONN.CORD ASSY MAIN SWITCH E				1		
8	302NH46380	CONN.CORD ASSY MAIN SWITCH				1		
9	302NH46300	CONN.CORD ASSY CASSETTE HEATER Z				1		

• Parts with a Ref.No. of 500 and above in the illustration indicate they are not selected for service parts.

• イラスト中で 500 番台の Ref 番号が付いている部品はサービスパーツに選定されていません。

FIG. 43 Wire Sections 9

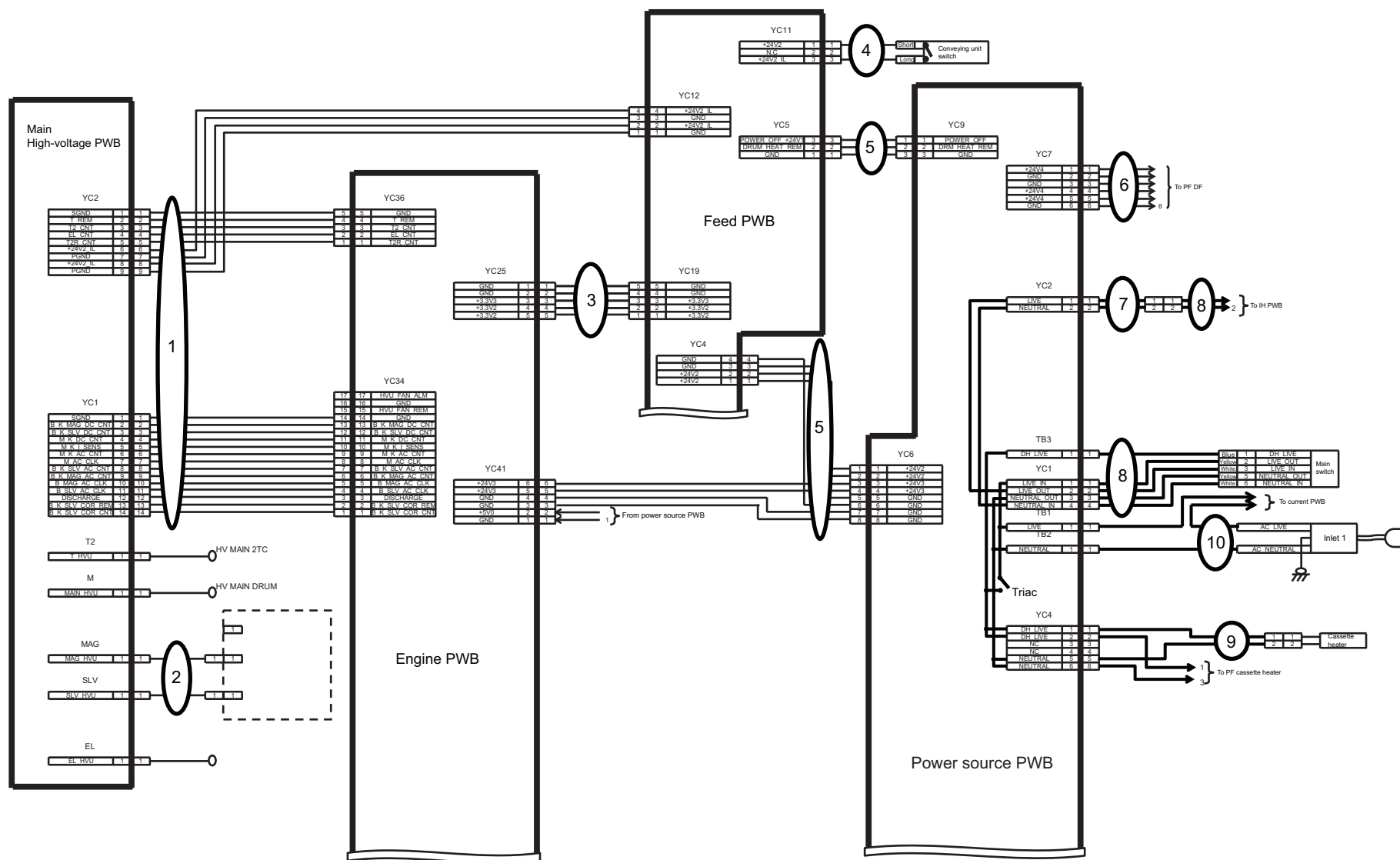


FIG. 44 Wire Sections 10 (80ppm)

2NJ/2RK/2WA-1

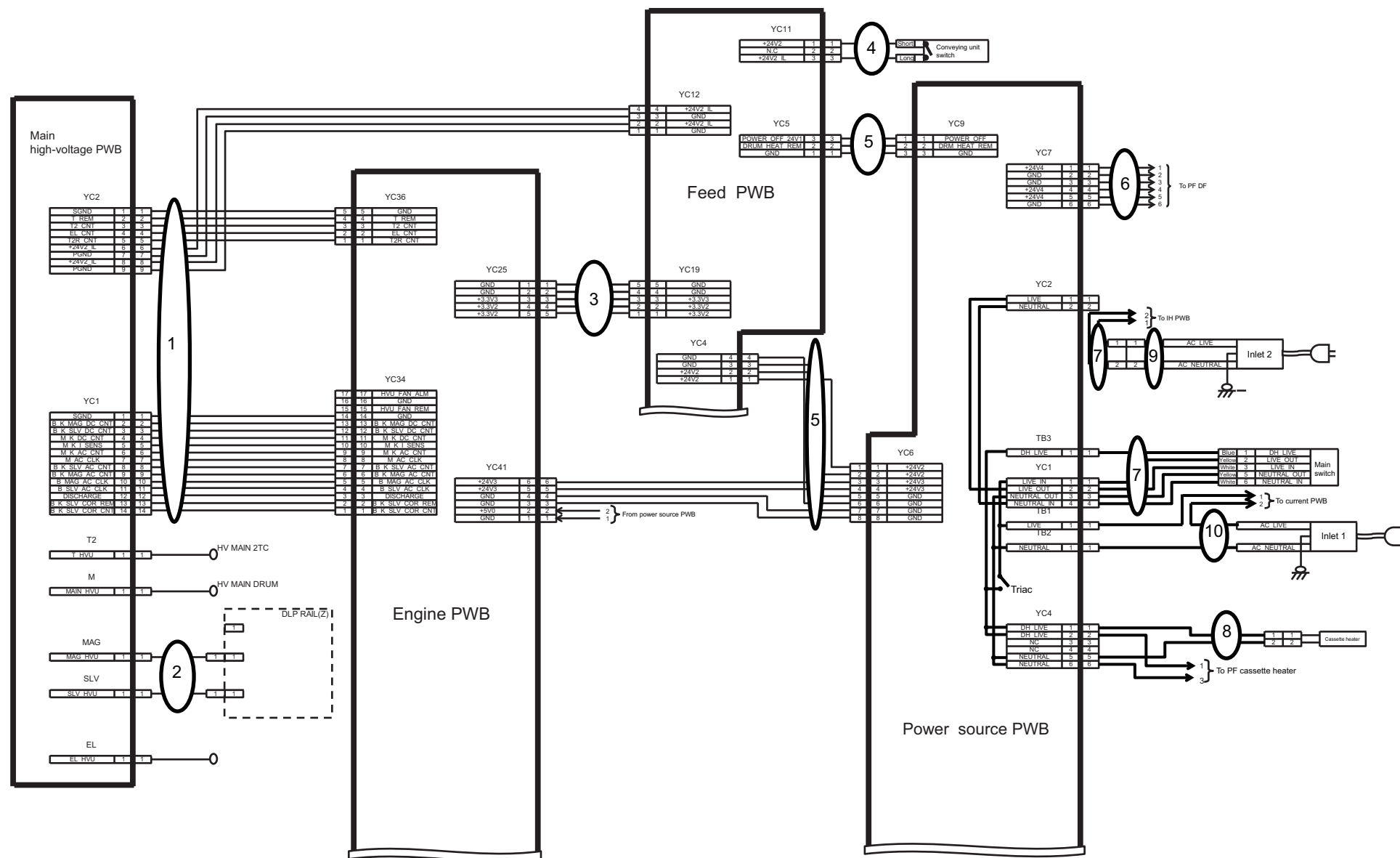


FIG. 44 Wire Sections 10 (80ppm)

2NJ/2RK/2WA-1

Ref. No. 番号	Part.No. 部品番号	Description 部品名称	Notes 備考	Revision 改訂	Quantity 個数			
					100(日本)	120	230	240
1	302NJ46120	CONN.CORD ASSY HVU MAIN			1			
2	302LH46330	WIRE HVU DLP			1			
3	302NJ46010	CONN.CORD ASSY FEED2			1			
4	302NH46370	CONN.CORD ASSY INTERLOCK			1			
5	302NJ46270	CONN.CORD ASSY LVU FEED Z			1			
6	302NJ46180	CONN.CORD ASSY EH			1			
7	302NH46380	CONN.CORD ASSY MAIN SWITCH			1			
8	302NH46300	CONN.CORD ASSY CASSETTE HEATER Z			1			
9	302N246080	WIRE INLET ASSY		1:Add	1			
10	302NH46320	CONN.CORD ASSY INLET ASSY 1		1:Add	1			

• Parts with a Ref.No. of 500 and above in the illustration indicate they are not selected for service parts.

• イラスト中で 500 番台の Ref 番号が付いている部品はサービスパーツに選定されていません。

FIG. 45 Wire Sections 11 (70ppm)

2NJ/2RK/2WA-1

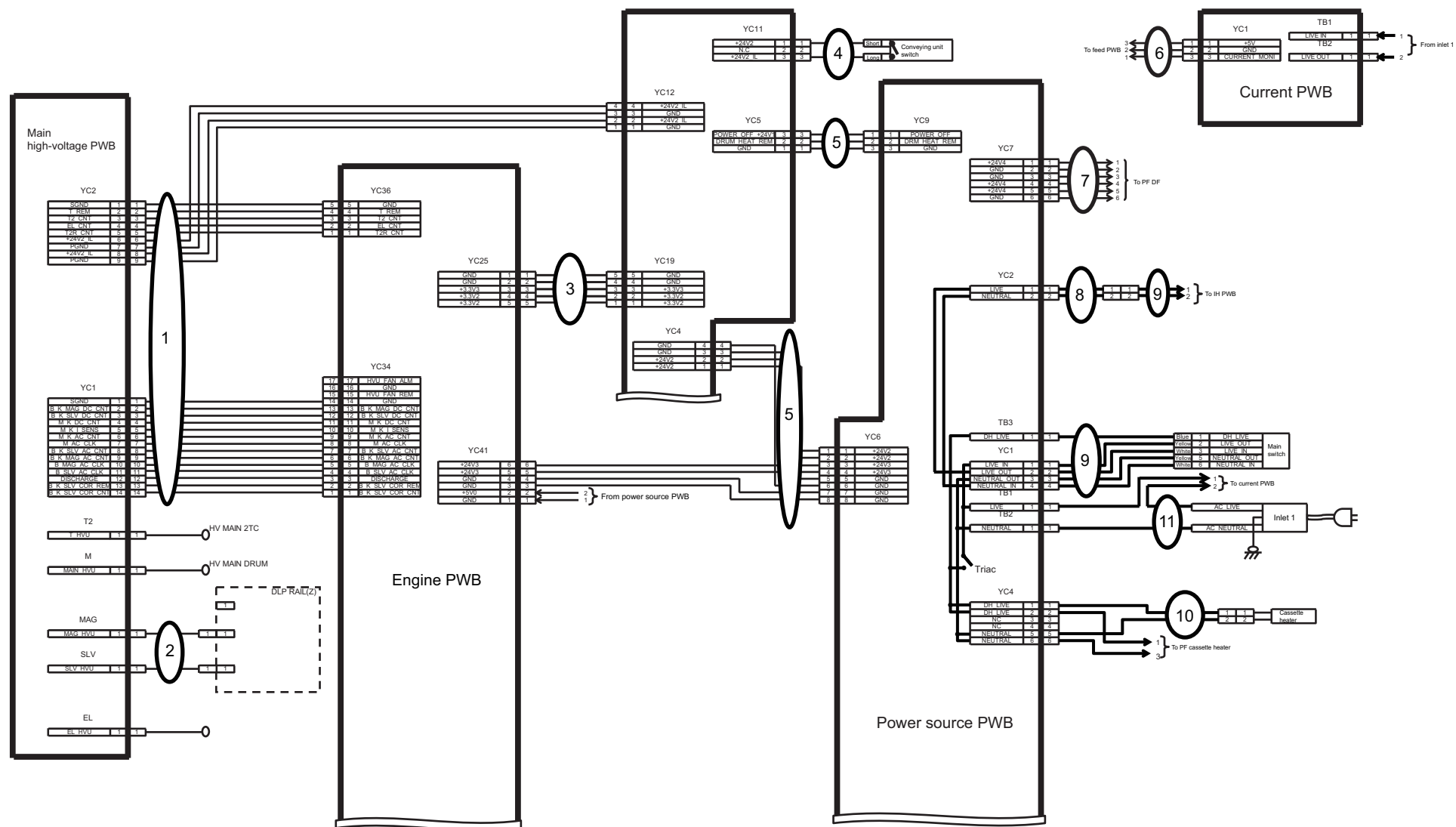


FIG. 45 Wire Sections 11 (70ppm)

2NJ/2RK/2WA-1

Ref. No. 番号	Part.No. 部品番号	Description 部品名称	Notes 備考	Revision 改訂	Quantity 個数			
					100 (日本)	120	230	240
1	302NJ46120	CONN.CORD ASSY HVU MAIN			1			
2	302LH46330	WIRE HVU DLP			1			
3	302NJ46010	CONN.CORD ASSY FEED2			1			
4	302NH46370	CONN.CORD ASSY INTERLOCK			1			
5	302NJ46270	CONN.CORD ASSY LVU FEED Z			1			
6	302NH46280	CONN.CORD ASSY CURRENT PWB			1			
7	302NJ46180	CONN.CORD ASSY EH			1			
8	302NH46560	CONN.CORD ASSY MAIN SWITCH E			1			
9	302NH46380	CONN.CORD ASSY MAIN SWITCH			1			
10	302NH46300	CONN.CORD ASSY CASSETTE HEATER Z			1			
11	302NH46320	CONN.CORD ASSY INLET ASSY 1		1:Add	1			

• Parts with a Ref.No. of 500 and above in the illustration indicate they are not selected for service parts.

• イラスト中で 500 番台の Ref 番号が付いている部品はサービスパーツに選定されていません。

FIG. 46 Wire Sections 12

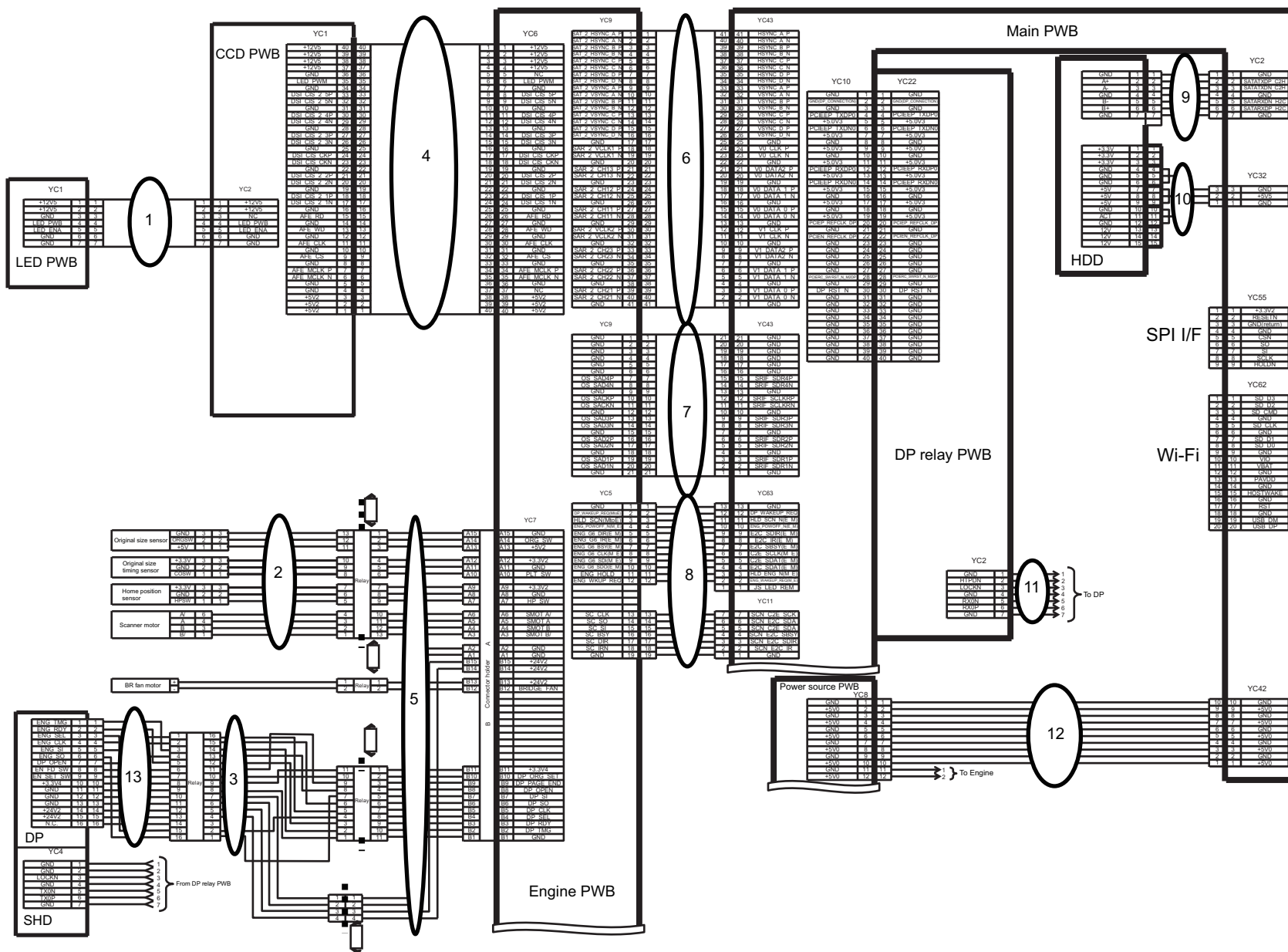


FIG. 46 Wire Sections 12

2NJ/2RK/2WA-4

Ref. No. 番号	Part.No. 部品番号	Description 部品名称	Notes 備考	Revision 改訂	Quantity 個数			
					100 (日本)	120	230	240
1	302ND46500	CONN.CORD ASSY FFC CCD LED			1	1	1	1
2	302NH46520	CONN.CORD ASSY ISU			1	1	1	1
3	302NH46530	CONN.CORD ASSY DP			1	1	1	1
4	302NH94510	PARTS FFC CCD SET SP		4:Part No.-chg.	1	1	1	1
5	302NJ46250	CONN.CORD ASSY ISU SENSOR			1	1	1	1
6	302NH46270	CONN.CORD ASSY FFC MAIN-ENGINE			1	1	1	1
7	302NH46990	CONN.CORD ASSY FFC MAIN-ENGINE 2			1	1	1	1
8	302NH46500	CONN.CORD ASSY ENGINE-MAIN			1	1	1	1
9	303R446080	WIRE CIS DATA			1	1	1	1
10	302NH46580	CONN.CORD ASSY HDD POWER			1	1	1	1
11	302NH46860	CONN.CORD ASSY DPIF			1	1	1	1
12	302NJ46270	CONN.CORD ASSY LVU FEED Z			1	1	1	1
13	303R846010	WIRE INTERFACE		4:Add	1	1	1	1

• Parts with a Ref.No. of 500 and above in the illustration indicate they are not selected for service parts.

• イラスト中で 500 番台の Ref 番号が付いている部品はサービスパーツに選定されていません。

FIG. 47 Wire Sections 13

2NJ/2RK/2WA

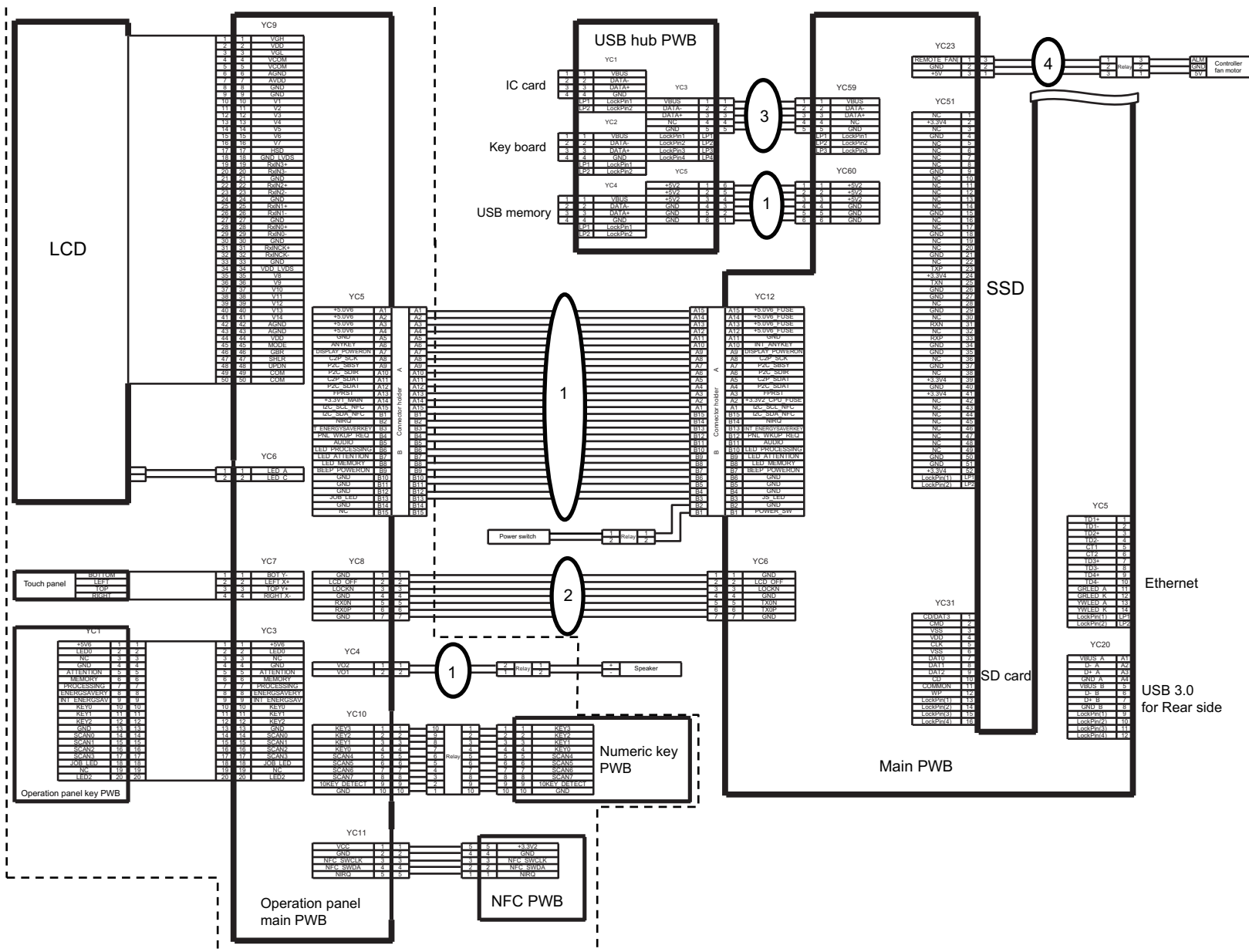


FIG. 47 Wire Sections 13

2NJ/2RK/2WA

Ref. No. 番号	Part.No. 部品番号	Description 部 品 名 称	Notes 備 考	Revision 改 訂	Quantity 個 数			
					100 (日本)	120	230	240
1	302NH46610	CONN.CORD ASSY MAIN-OPERATION			1	1	1	1
2	302NH46720	CONN.CORD ASSY PANEL DATA			1	1	1	1
3	302NH46590	CONN.CORD ASSY USB HUB			1	1	1	1
4	302NH46620	CONN.CORD ASSY CONT FAN			1	1	1	1

• Parts with a Ref.No. of 500 and above in the illustration indicate they are not selected for service parts.

・イラスト中で 500 番台の Ref 番号が付いている部品はサービスパーツに選定されていません。

FIG. 48 Wire Sections 14

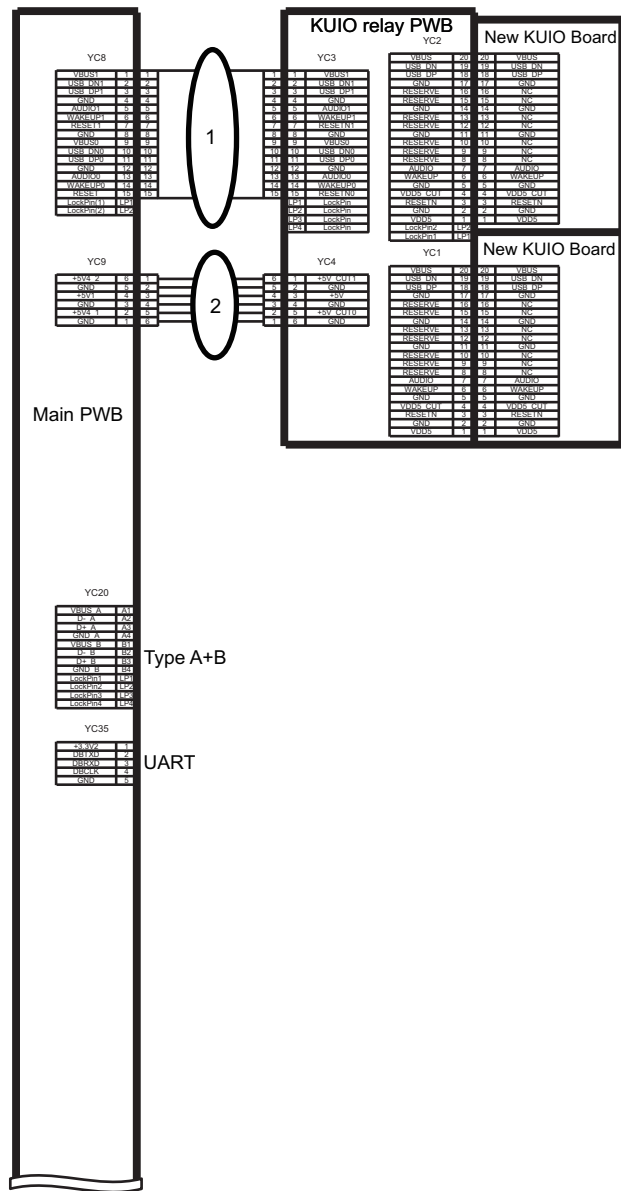


FIG. 48 Wire Sections 14

2NJ/2RK/2WA

Ref. No. 番号	Part.No. 部品番号	Description 部品名称	Notes 備考	Revision 改訂	Quantity 個数			
					100(日本)	120	230	240
1	302NH46630	CONN.CORD ASSY FFC KUJO			1	1	1	1
2	302NH46640	CONN.CORD ASSY KUJO POWER			1	1	1	1

• Parts with a Ref.No. of 500 and above in the illustration indicate they are not selected for service parts.

・イラスト中で 500 番台の Ref 番号が付いている部品はサービスパーツに選定されていません。

FIG. 49 Wire Sections 15

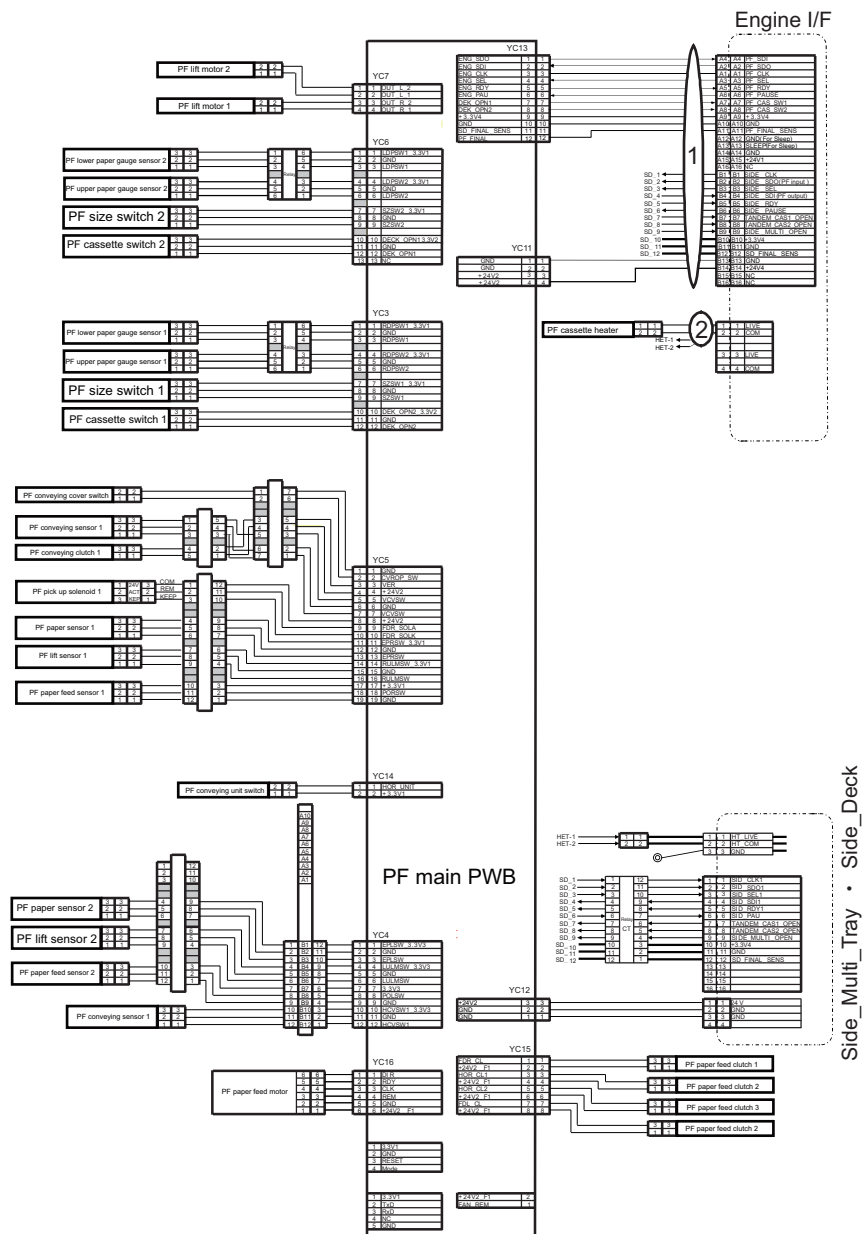


FIG. 49 Wire Sections 15

2NJ/2RK/2WA

Ref. No. 番号	Part.No. 部品番号	Description 部品名称	Notes 備考	Revision 改訂	Quantity 個数			
					100 (日本)	120	230	240
1	302NJ46260	CONN.CORD ASSY FD ENGINE I/F			1	1	1	1
2	302NJ46220	CONN.CORD ASSY FD LVU AC			1	1	1	1

• Parts with a Ref.No. of 500 and above in the illustration indicate they are not selected for service parts.

・イラスト中で 500 番台の Ref 番号が付いている部品はサービスパーツに選定されていません。

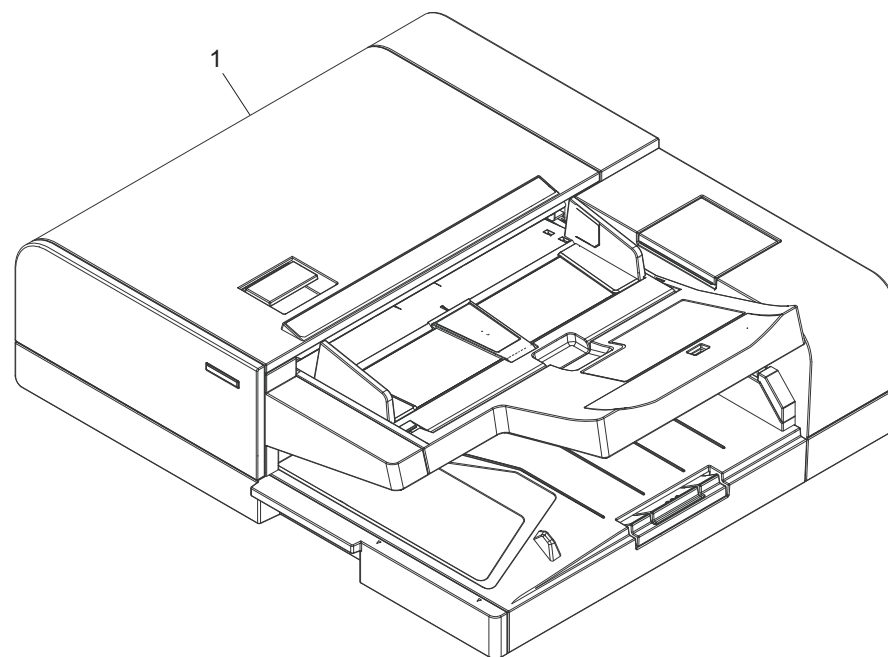


FIG. 51 Covers(DP)

2NJ/2RK/2WA

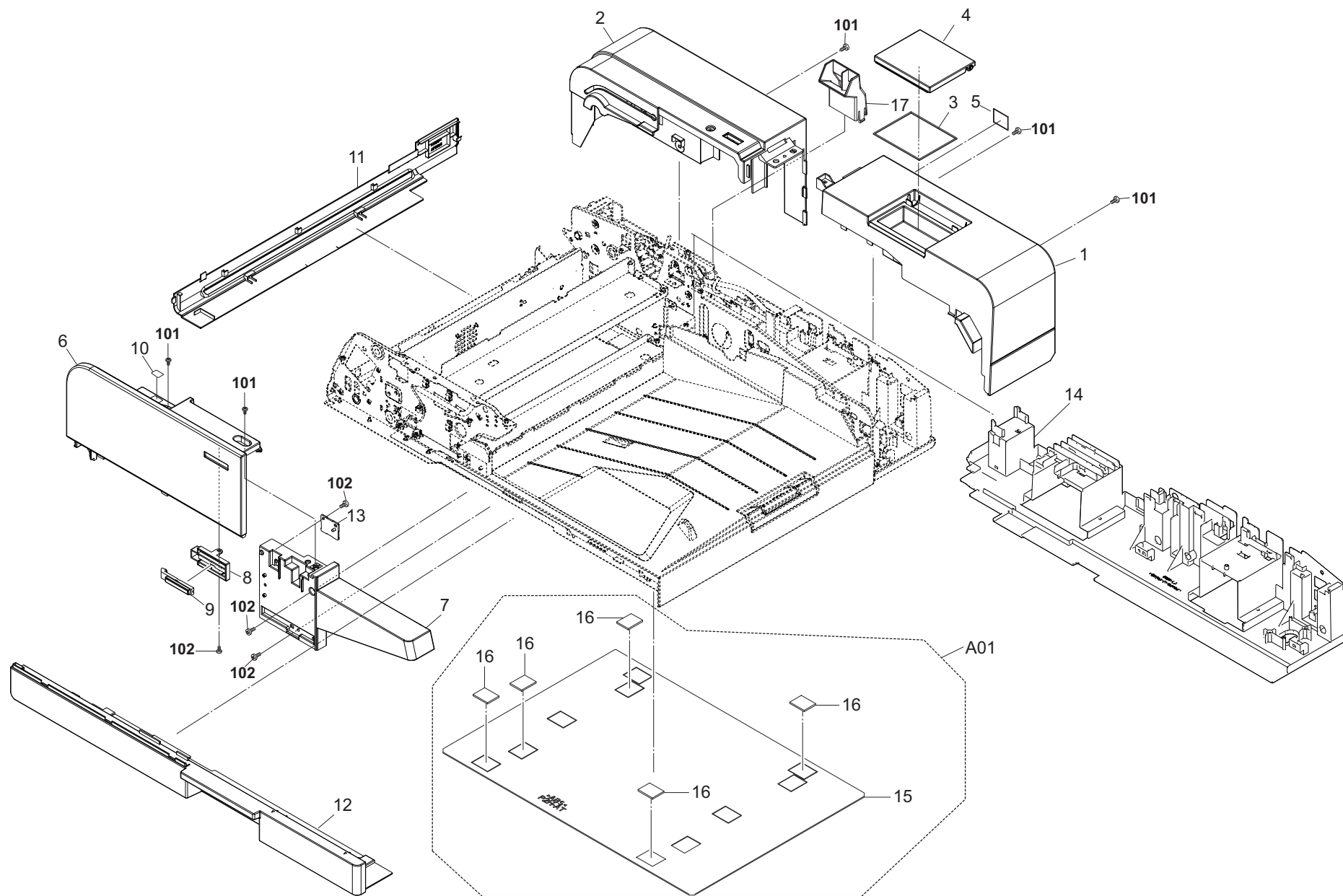


FIG. 51 Covers(DP)

2NJ/2RK/2WA-6

Ref. No. 番号	Part.No. 部品番号	Description 部品名称	Notes 備考	Revision 改訂	Quantity 個数			
					100(日本)	120	230	240
1	303R804080	COVER REAR RIGHT			1	1	1	1
2	303R804070	COVER REAR LEFT			1	1	1	1
3	302N904100	CLEANER CLOTH			1	1	1	1
4	303R704070	LID REAR COVER			1	1	1	1
5	303R834010	LABEL CAUTION HINGE			1	1	1	1
6	303R804060	COVER FRONT TOP			1	1	1	1
7	303R804030	COVER INNER			1	1	1	1
8	303R724150	HOLDER LENS			1	1	1	1
9	303M407300	LENS LED			1	1	1	1
10	303M434040	LABEL C			1	1	1	1
11	303R804020	COVER LEFT			1	1	1	1
12	303R804090	COVER FRONT BOTTOM			1	1	1	1
13	303M894100	PARTS PWB LED ASSY SP			1	1	1	1
14	303R804140	COVER HINGE BOTTOM			1	1	1	1
A01	303LL94032	PARTS MAT ASSY			1	1	1	1
15	+303JC04201	PLATE ORIGINAL			1	1	1	1
16	+303MX02022	CUSHION ORIGINAL MAT A		6:Design-chg.	5	5	5	5
17	303R804110	COVER WIRE INTERFACE			1	1	1	1
101	7BB282308H	+TP-FLAT T.T P SCREW 3X8(BLACK)						
102	7BB780308H	+BIND T.T S SCREW 3X8 SR(BLACK)						

• Parts with a Ref.No. of 500 and above in the illustration indicate they are not selected for service parts.

• イラスト中で 500 番台の Ref 番号が付いている部品はサービスパーツに選定されていません。

FIG. 52 Frames(DP)

2NJ/2RK/2WA

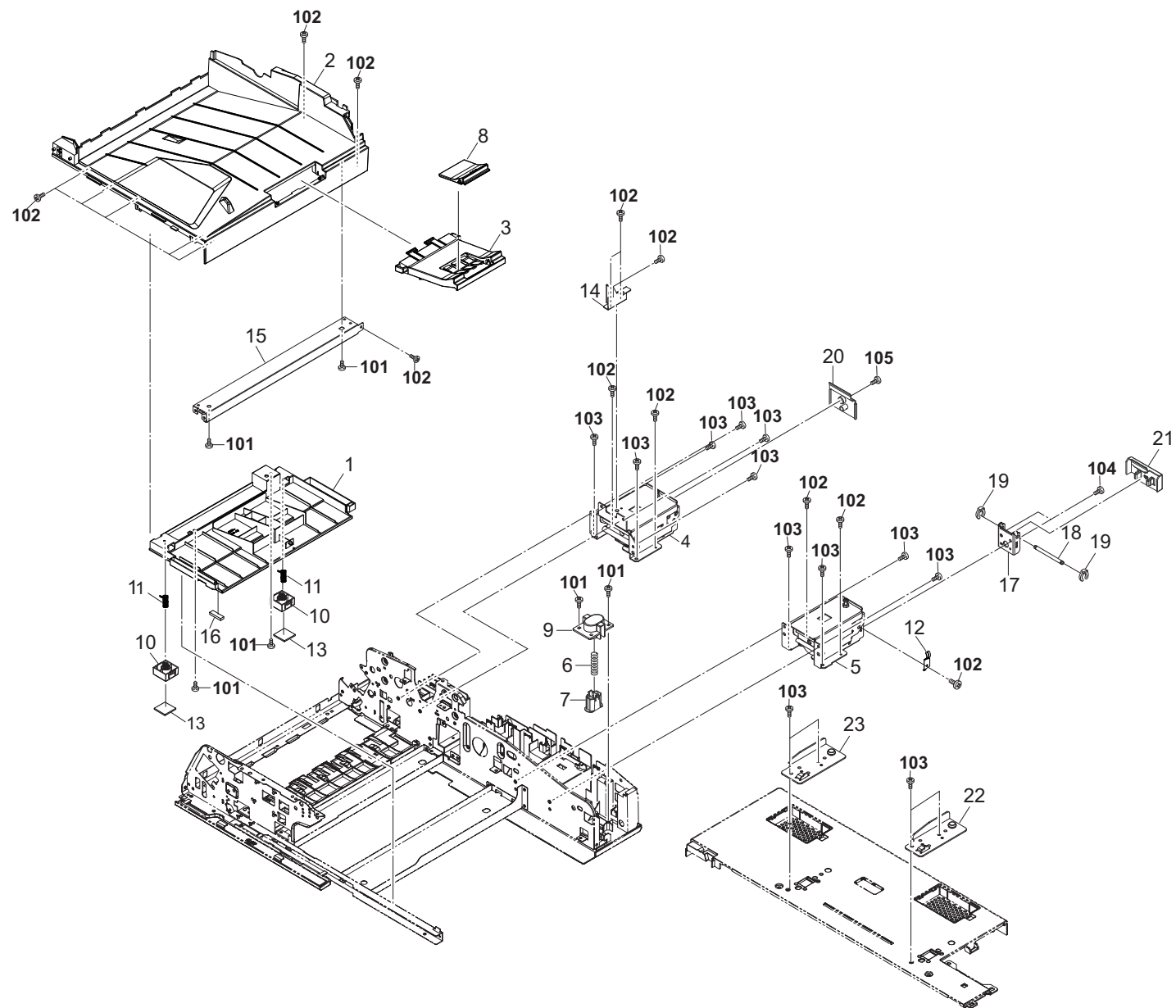


FIG. 52 Frames(DP)

2NJ/2RK/2WA

Ref. No. 番号	Part.No. 部品番号	Description 部品名称	Notes 備考	Revision 改訂	Quantity 個数			
					100(日本)	120	230	240
1	303R804130	COVER BOTTOM RIGHT			1	1	1	1
2	303R804010	TRAY EJECT			1	1	1	1
3	303R702100	TRAY SLIDE			1	1	1	1
4	303M402021	HINGE LEFT			1	1	1	1
5	303M402031	HINGE RIGHT			1	1	1	1
6	303JX02090	SPRING PUSH SW			1	1	1	1
7	303R802010	ACTUATOR ISU SW			1	1	1	1
8	303R702110	STOPPER EJECT			1	1	1	1
9	303LL02150	HOLDER SPRING PUSH SW			1	1	1	1
10	303LL02410	MOUNT CUSHION			2	2	2	2
11	303LL02430	SPRING PUSH MAT			2	2	2	2
12	303LL02520	GROUND PLATE HINGE			1	1	1	1
13	303LL02530	CUSHION ORIGINAL MAT			2	2	2	2
14	303M402180	PLATE HINGE UPPER			1	1	1	1
15	303M402190	STAY EJECT TRAY			1	1	1	1
16	303NV02070	CUSHION BASE			1	1	1	1
17	303M402170	PLATE ANGLE			1	1	1	1
18	303JX02391	SHAFT ANGLE RESTRICTION			1	1	1	1
19	5MVX111DN003	RING STOPPER /A-49 FEED A4			2	2	2	2
20	303M404070	COVER HINGE LEFT			1	1	1	1
21	303R804120	COVER HINGE RIGHT			1	1	1	1
22	303LL02380	PLATE GUIDE HINGE			1	1	1	1
23	303M402200	PLATE GUIDE HINGE			1	1	1	1
101	7BB200308H	+BIND T.T P SCREW 3X8						
102	7BB700308H	+BIND T.T S SCREW 3X8 SR						
103	7BB700408H	+BIND T.T S SCREW 4X8 SR						
104	7BB607414H	+TP-CUP M SCREW 4X14 R						
105	7BB780308H	+BIND T.T S SCREW 3X8 SR(BLACK)						

• Parts with a Ref.No. of 500 and above in the illustration indicate they are not selected for service parts.

• イラスト中で 500 番台の Ref 番号が付いている部品はサービスパーツに選定されていません。

FIG. 53 Table Assy(DP)

2NJ/2RK/2WA

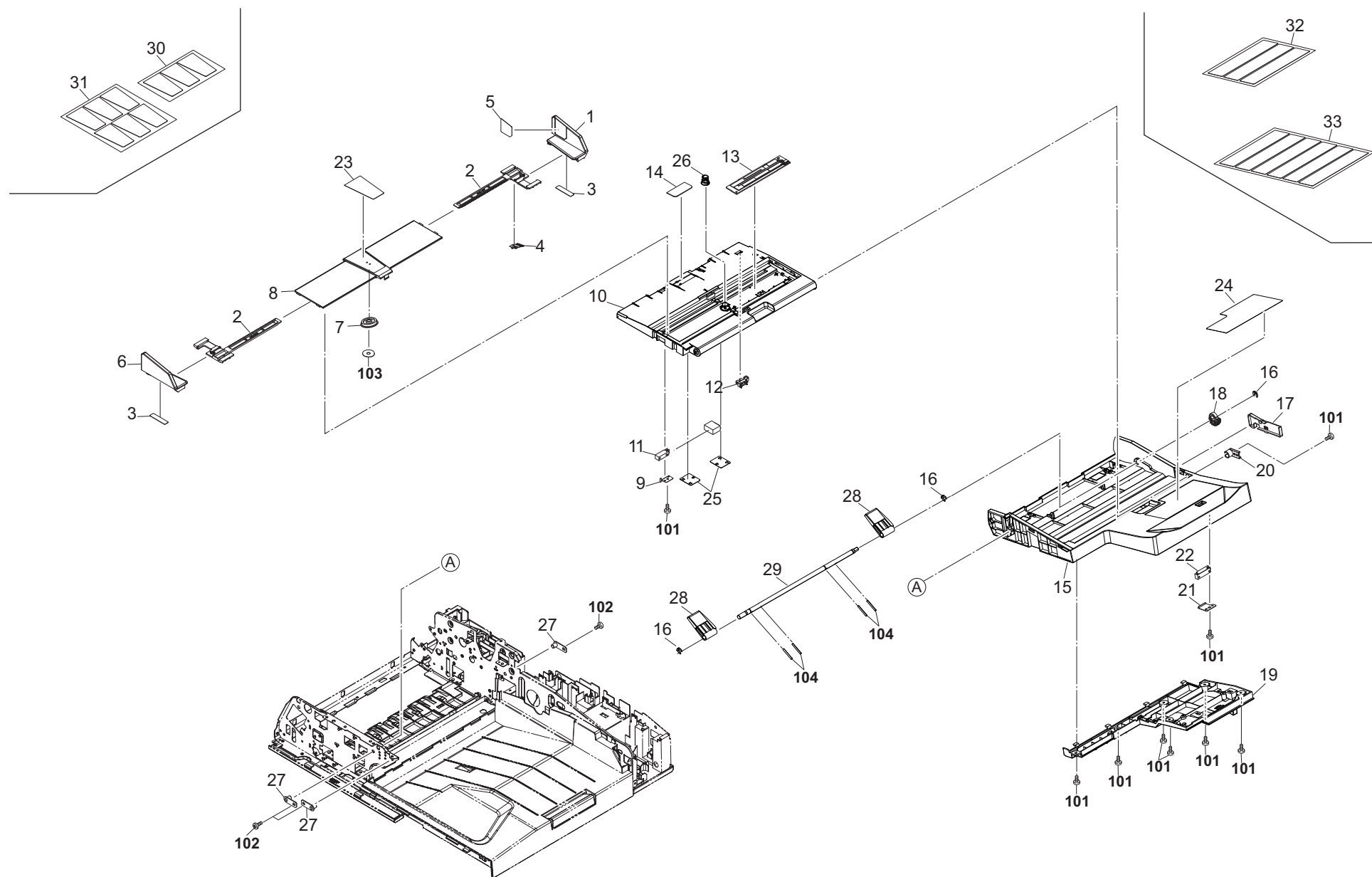


FIG. 53 Table Assy(DP)

2NJ/2RK/2WA

Ref. No. 番号	Part.No. 部品番号	Description 部品名称	Notes 備考	Revision 改訂	Quantity 個数			
					100(日本)	120	230	240
1	303R806020	CURSOR REAR			1	1	1	1
2	303M406031	RACK TABLE			2	2	2	2
3	3HL06090	CUSHION CURSOR			2	2	2	2
4	3HL06110	TERMINAL PAPER SIZE			1	1	1	1
5	303R834030	LABEL ORIGINAL MAX			1	1	1	1
6	303R806010	CURSOR FRONT			1	1	1	1
7	303JX06070	PINION GEAR			1	1	1	1
8	303R806040	COVER CURSOR			1	1	1	1
9	303JX06090	SENSOR EARTH			1	1	1	1
10	303R806050	TABLE LIFT			1	1	1	1
11	303NW94060	PARTS SENSOR OPT. SP			1	1	1	1
12	303M894260	PARTS SENSOR OPT SP			1	1	1	1
13	303M894271	PARTS PWB SIZE DETECTION ASSY SP			1	1	1	1
14	3A707290	PAD,LIFT			1	1	1	1
15	303R806030	BASE TABLE			1	1	1	1
16	2BC06910	STOPPER 6			3	3	3	3
17	303M406130	COVER TABLE REAR			1	1	1	1
18	303M406070	GEAR LIFT Z30			1	1	1	1
19	303R806060	COVER TABLE			1	1	1	1
20	303M406080	BUSH TABLE			1	1	1	1
21	303LL06090	MOUNT ORIGINAL SENSOR			1	1	1	1
22	303NW94050	PARTS SENSOR OPT. SP			1	1	1	1
23	303R834040	LABEL FACE UP JP			1			
23	303R834050	LABEL FACE UP EN				1	1	1
24	303R834070	LABEL CAUTION JP			1			
24	303R834090	LABEL CAUTION IN				1		
24	303R834100	LABEL CAUTION ME					1	1
25	302H702540	FILM WIRE OPE			2	2	2	2
26	302H712650	SPRING DRUM JOINT			1	1	1	1
27	303M402210	PIN TABLE			3	3	3	3
28	303M406050	LEVER LIFT			2	2	2	2
29	303M406060	SHAFT LIFT			1	1	1	1
30	303R834060	LABEL FACE UP US				1		
31	303R834130	LABEL FACE UP NL					1	
32	303R834080	LABEL CAUTION US				1		
33	303R834120	LABEL CAUTION NL					1	
101	7BB200308H	+BIND T.T P SCREW 3X8						
102	7BB700308H	+BIND T.T S SCREW 3X8 SR						
103	7BC06062N050H01	POLYSLIDER 6.2X22X0.5T						
104	7BP513025B0CH01	PARALLEL PIN 3X25						

• Parts with a Ref.No. of 500 and above in the illustration indicate they are not selected for service parts.

• イラスト中で 500 番台の Ref 番号が付いている部品はサービスパーツに選定されていません。

FIG. 54 Paper Conveying Section(DP)

2NJ/2RK/2WA-6

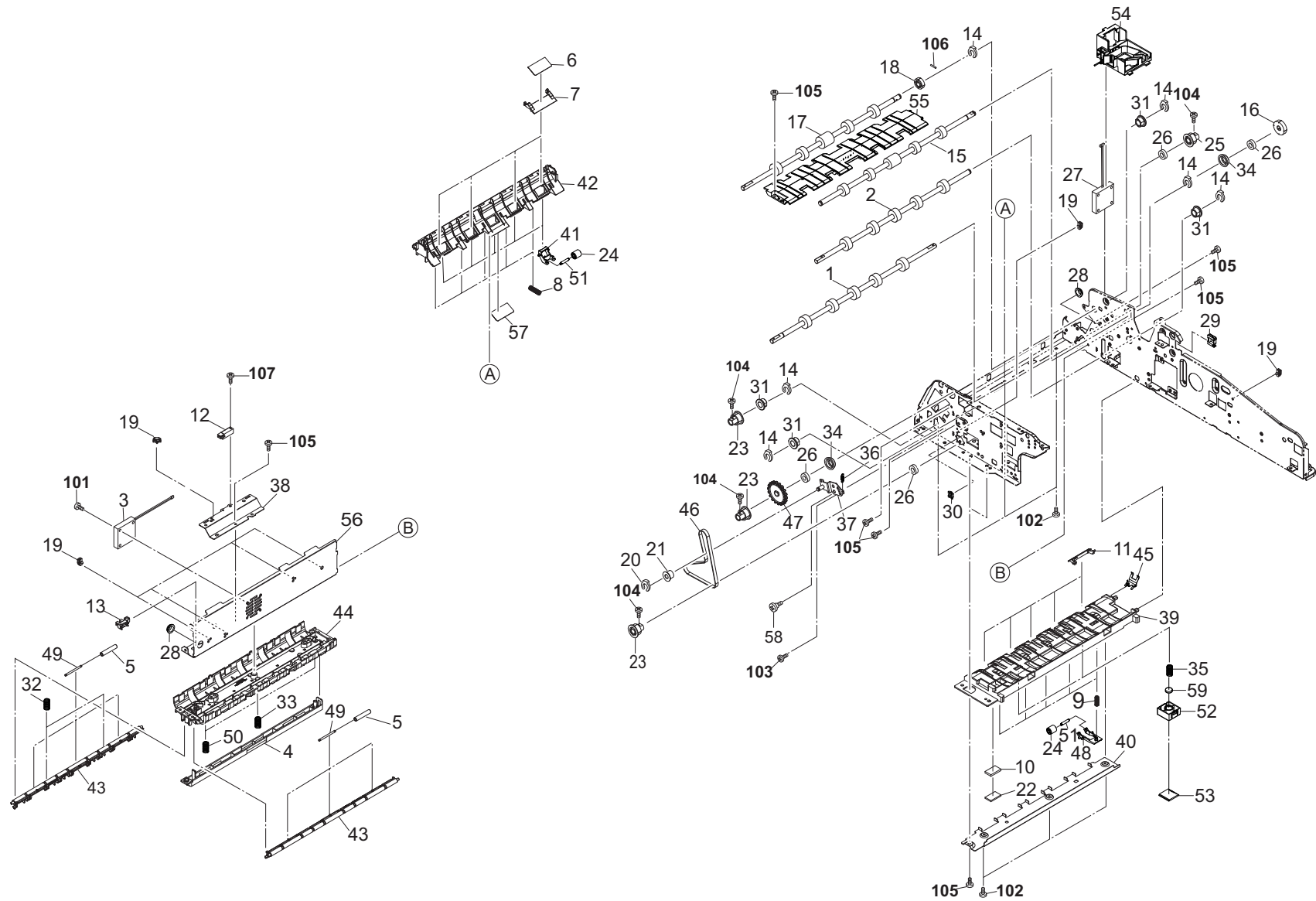


FIG. 54 Paper Conveying Section(DP)

2NJ/2RK/2WA-6

Ref. No. 番号	Part.No. 部品番号	Description 部品名称	Notes 備考	Revision 改訂	Quantity 個数			
					100(日本)	120	230	240
1	303M494090	PARTS ROLLER CONVEYING LEFT SP			1	1	1	1
2	303M494100	PARTS ROLLER CONVEYING RIGHT SP			1	1	1	1
3	302H794490	PARTS FAN COOLING CONV			1	1	1	1
4	303M424251	GUIDE READING			1	1	1	1
5	303LL24190	PULLEY GUIDE READING			6	6	6	6
6	303M424200	SHEET LEFT READING			4	4	4	4
7	303M424210	GUIDE LEFT READING			4	4	4	4
8	302H008140	SPRING BYPASSFFED			5	5	5	5
9	303NA06110	SPRING PICK UP			5	5	5	5
10	303R702180	SPONGE ORIGINAL MAT A		6:Part No.-chg.	1	1	1	1
11	303M824160	GUIDE RIGHT READING			5	5	5	5
12	303NW94040	PARTS SENSOR OPT. SP			1	1	1	1
13	303M894260	PARTS SENSOR OPT SP			1	1	1	1
14	2BC06910	STOPPER 6			6	6	6	6
15	303M494070	PARTS ROLLER REGISTRATION SP			1	1	1	1
16	303M431110	GEAR Z26			1	1	1	1
17	303M494080	PARTS ROLLER CONVEYING UPPER SP			1	1	1	1
18	303M431340	GEAR 22 CIS IDLE			1	1	1	1
19	7YZM610007++H01	ACCESS.SADDLE			7	7	7	7
20	5MVX111DN003	RING STOPPER/A-49 FEED A4			1	1	1	1
21	28801190	PULLEY,TIMING BELT			1	1	1	1
22	303J902371	CUSHION ORIGINAL MAT		6:Design-chg.	1	1	1	1
23	303LL31330	PULLEY 38 CONVEYING			3	3	3	3
24	303M824210	PULLEY CONVEYING BK			10	10	10	10
25	303M431320	PULLEY 48 CONV HIGH			1	1	1	1
26	7BE008165431H01	BEARING 688ZZ			4	4	4	4
27	302H044120	FAN COOLING 40-15			1	1	1	1
28	7YZM110001++H01	ACCESS.BUSHING			2	2	2	2
29	7YZM210005++H01	ACCESS.EDGING			1	1	1	1
30	7YZM210006++H01	ACCESS.EDGING			1	1	1	1
31	28107310	BUSH 8			4	4	4	4
32	302HN04250	SPRING SIDE COVER			2	2	2	2
33	302K309370	SPRING CURSOR SET			1	1	1	1
34	302K931960	HOLDER BEARING 688ZZ			2	2	2	2
35	303LL02430	SPRING PUSH MAT			2	2	2	2
36	303LL31390	SPRING TENSION CONV			1	1	1	1
37	303LL31520	PLATE TENSION EJECT			1	1	1	1
38	303M402100	MOUNT TIMING SW			1	1	1	1
39	303M424170	GUIDE CONV RIGHT			1	1	1	1
40	303M424180	STAY CONV RIGHT			1	1	1	1
41	303M424190	HOLDER LEFT PULLEY			5	5	5	5
42	303M424221	GUIDE CONV LEFT			1	1	1	1
43	303M424261	HOLDER READ PULLEY			2	2	2	2
44	303M424270	GUIDE CONVEYING LOW			1	1	1	1
45	303M424280	PLATE EARTH CONV LOWER			1	1	1	1
46	303M431270	BELT 60S1.5M326			1	1	1	1
47	303M431280	KNOB JAM REMOVEMENT			1	1	1	1
48	303M824121	HOLDER RIGHT PULLEY			5	5	5	5

• Parts with a Ref.No. of 500 and above in the illustration indicate they are not selected for service parts.

• イラスト中で 500 番台の Ref 番号が付いている部品はサービスパーツに選定されていません。

FIG. 54 Paper Conveying Section(DP)

2NJ/2RK/2WA-6

Ref. No. 番号	Part.No. 部品番号	Description 部品名称	Notes 備考	Revision 改訂	Quantity 個数			
					100(日本)	120	230	240
49	303M824130	SHAFT GUIDE READING			6	6	6	6
50	303M824140	SPRING GUIDE READING			2	2	2	2
51	303M824200	SHAFT PULLEY			10	10	10	10
52	303LL02410	MOUNT CUSHION			2	2	2	2
53	303LL02531	CUSHION ORIGINAL MAT		6:Design-chg.	2	2	2	2
54	303M402111	HOLDER FAN			1	1	1	1
55	303M424060	GUIDE REGIST LOWER			1	1	1	1
56	303M402060	STAY CONVEYING			1	1	1	1
57	303M424440	SHEET GUIDE CONV LEFT			1	1	1	1
58	3CZ02230	PIN,HOOK FULCRUM			1	1	1	1
59	303R829010	SPACER CUSHION		6:Add	1	1	1	1
101	7BB100316H1	+BIND T.T S SCREW 3X16						
102	7BB200308H	+BIND T.T P SCREW 3X8						
103	7BB606308H	+PAN M SCREW WITH SW W 3X8 R						
104	7BB607308H	+TP-CUP M SCREW 3X8 R						
105	7BB700308H	+BIND T.T S SCREW 3X8 SR						
106	5MBP2012WXSP	SPRING PIN / M2 X 12 S-BLK						
107	7BB100312H1	+BIND T.T S SCREW 3X12						

• Parts with a Ref.No. of 500 and above in the illustration indicate they are not selected for service parts.

• イラスト中で 500 番台の Ref 番号が付いている部品はサービスパーツに選定されていません。

FIG. 55 Paper Feed Section 1(DP)

2NJ/2RK/2WA

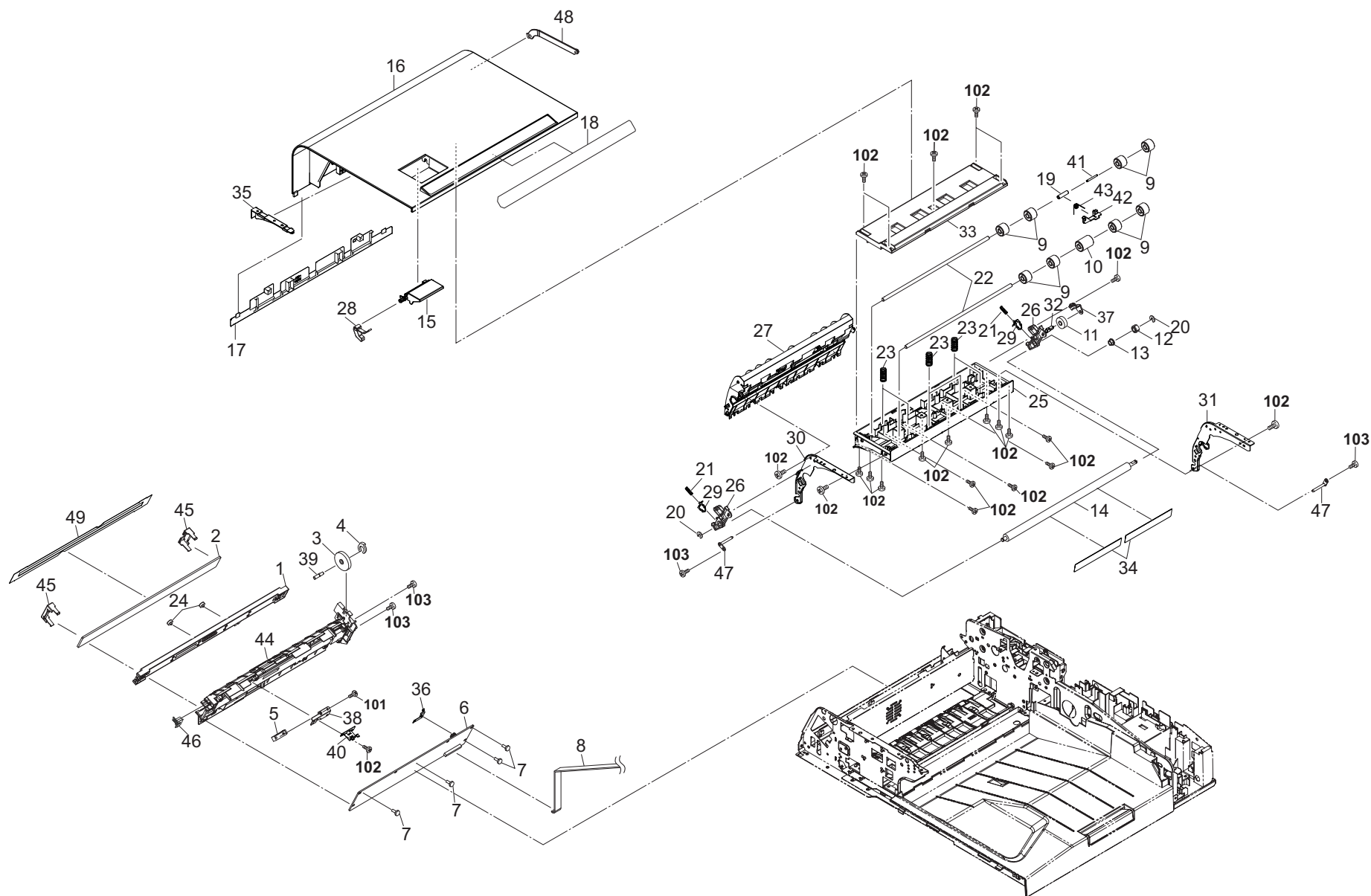


FIG. 55 Paper Feed Section 1(DP)

2NJ/2RK/2WA

Ref. No. 番号	Part.No. 部品番号	Description 部品名称	Notes 備考	Revision 改訂	Quantity 個数			
					100(日本)	120	230	240
1	303R894010	PARTS CIS HIGH SP			1	1	1	1
2	303NW24020	GLASS CIS			1	1	1	1
3	2BL06170	GEAR Z42 FEED			1	1	1	1
4	5MVX111DN003	RING STOPPER/A-49 FEED A4			1	1	1	1
5	303NW94040	PARTS SENSOR OPT. SP			1	1	1	1
6	303R894020	PARTS PWB SHD ASSY SP			1	1	1	1
7	7YZM510019++H01	ACCESS.SPACER			4	4	4	4
8	303R846020	WIRE INTERFACE VIDEO			1	1	1	1
9	303M424300	PULLEY REGISTRATION BK			8	8	8	8
10	303M424310	PULLEY REG B BK			1	1	1	1
11	302FZ08370	GEAR JOINT MPT UNIT			1	1	1	1
12	2CK17050	GEAR IDLE Z14S			1	1	1	1
13	302K324450	BUSH 6			1	1	1	1
14	303M494060	PARTS ROLLER CIS SP			1	1	1	1
15	303R804040	HANDLE COVER PF			1	1	1	1
16	303R804051	COVER PF			1	1	1	1
17	303R804100	COVER PF BOTTOM			1	1	1	1
18	303R834020	LABEL SIZE INDICATOR			1	1	1	1
19	303M424400	PULLY CIS ROLLER			1	1	1	1
20	302FB09830	CUT WASHER 4			2	2	2	2
21	303H316360	SPRING CONVEYING			2	2	2	2
22	303LL07130	SHAFT REGISTRATION PULLEY			2	2	2	2
23	303LL07170	SPRING REGISTRATION			6	6	6	6
24	303NW24050	SPACER CIS			2	2	2	2
25	303M407260	GUIDE REGIST UPPER			1	1	1	1
26	303M407270	ARM CIS ROLLER FRONT			2	2	2	2
27	303M407291	GUIDE CIS ROLLER			1	1	1	1
28	303M407310	LEVER HANDLE			1	1	1	1
29	303M407330	PLATE EARTH CIS ROLLER			2	2	2	2
30	303M407340	PLATE PF COVER FRONT			1	1	1	1
31	303M407350	PLATE PF COVER REAR			1	1	1	1
32	303M407360	SHAFT CIS IDLE			1	1	1	1
33	303M407370	HOLDER REGIST PULLEY			1	1	1	1
34	303M407410	SHEET CIS ROLLER			2	2	2	2
35	303M407510	COVER PF FRONT			1	1	1	1
36	303R824020	PLATE EARTH CIS REAR			1	1	1	1
37	303M407530	HOLDER GEAR			1	1	1	1
38	303M424130	MOUNT CIS SW			1	1	1	1
39	303M424240	SHAFT CIS IDLE			1	1	1	1
40	303M424290	PLATE EARTH SHD PWB			1	1	1	1
41	303M424340	SHAFT CIS PULLEY			1	1	1	1
42	303M424350	HOLDER CIS PULLEY			1	1	1	1
43	303M424420	SPRING CIS PULLEY			1	1	1	1
44	303NW24012	HOUSING CIS			1	1	1	1
45	303NW24030	STOPPER CIS GLASS			2	2	2	2
46	303R824010	PLATE EARTH CIS FRONT			1	1	1	1
47	303LL02190	PIN PF COVER			2	2	2	2
48	303M407380	STRAP PF COVER			1	1	1	1
49	303P624020	SHEET CIS GLASS			1	1	1	1

• Parts with a Ref.No. of 500 and above in the illustration indicate they are not selected for service parts.

• イラスト中で 500 番台の Ref 番号が付いている部品はサービスパーツに選定されていません。

FIG. 56 Paper Feed Section 2(DP)

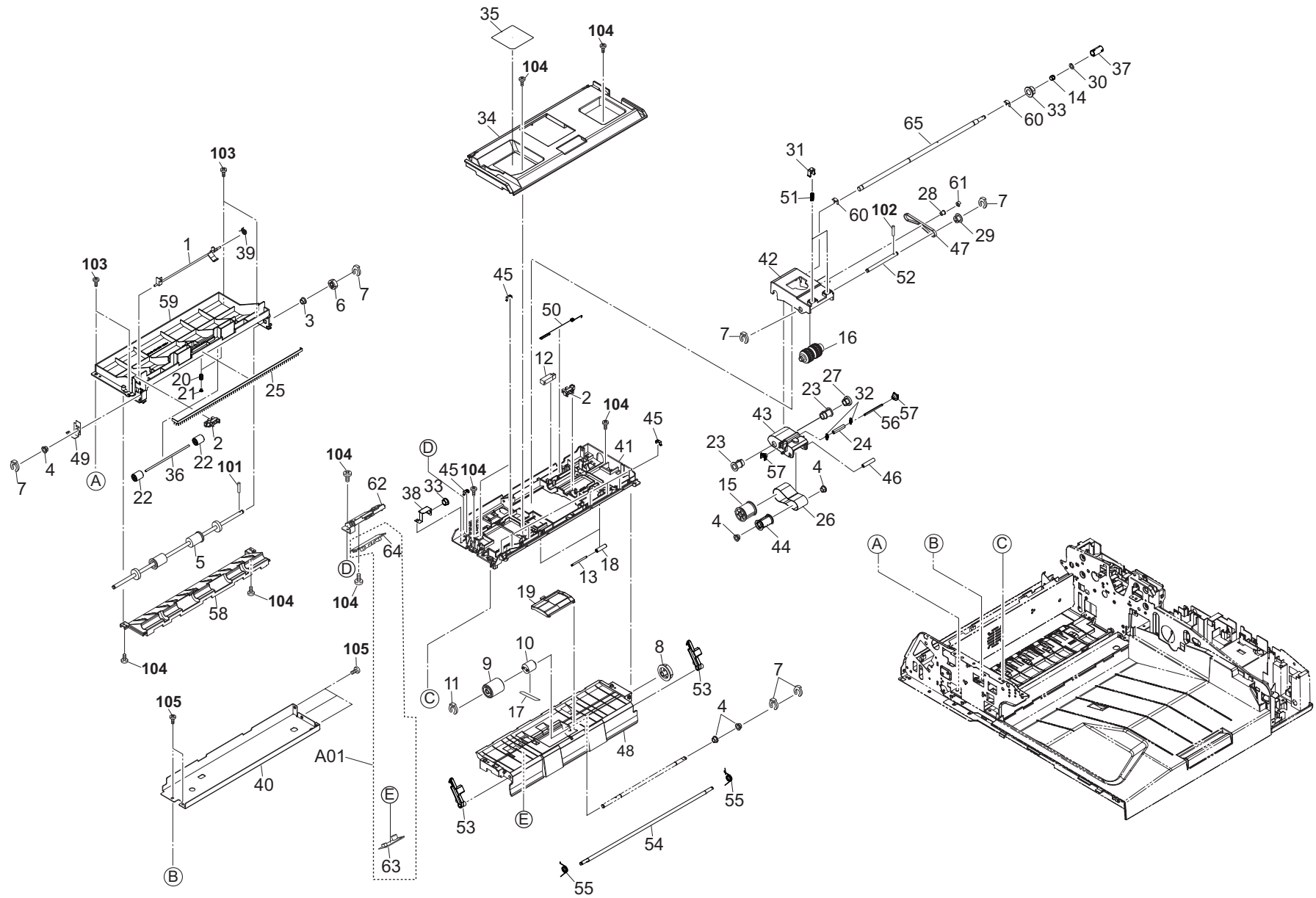


FIG. 56 Paper Feed Section 2(DP)

2NJ/2RK/2WA-6

Ref. No. 番号	Part.No. 部品番号	Description 部品名称	Notes 備考	Revision 改訂	Quantity 個数			
					100(日本)	120	230	240
1	303M429040	ACTUATOR EJECT SW			1	1	1	1
2	303M894260	PARTS SENSOR OPT SP			2	2	2	2
3	302H702590	BUSH SCREW			1	1	1	1
4	302K324450	BUSH 6			5	5	5	5
5	303M494110	PARTS ROLLER EJECT SP			1	1	1	1
6	3H622020	GEAR CIS ROLLER 20			1	1	1	1
7	5MVX111DN003	RING STOPPER/A-49 FEED A4			6	6	6	6
8	303M407110	GEAR Z33			1	1	1	1
9	303LL07190	PULLEY SEPARATION			1	1	1	1
10	303JX07400	TORQUE LIMITER FEED			1	1	1	1
11	5MVL177DN001	RING STOPPER 4			1	1	1	1
12	303NW94040	PARTS SENSOR OPT. SP			1	1	1	1
13	303M824130	SHAFT GUIDE READING			2	2	2	2
14	302K906180	JOINT RETARD DRIVE			1	1	1	1
15	303NV07020	COLLAR PF C			1	1	1	1
16	303M407480	PULLEY LF			1	1	1	1
17	303MW07060	FILM TORQUE LIMITER			1	1	1	1
18	303LL24190	PULLEY GUIDE READING			2	2	2	2
19	303M494200	PARTS GUIDE SEPARATE ASSY SP			1	1	1	1
20	2C907360	SPRING CURSOR R			2	2	2	2
21	2FM04150	CAP SPRING /B-11 ENCLOSURE A4		3:Others	2	2	2	2
22	302F929260	PULLEY DU LOW			2	2	2	2
23	303H607131	BUSHING PF HOLDER			2	2	2	2
24	303H607280	PULLEY TENSION			1	1	1	1
25	303K502130	STATIC ELIMINATOR EJECT			1	1	1	1
26	303LL07531	BELT PF			1	1	1	1
27	303M407080	PULLEY 20			1	1	1	1
28	303M407200	PULLEY HOLDER LF			1	1	1	1
29	303M407220	PULLEY 20 LF			1	1	1	1
30	2BG22990	CUT WASHER 4			1	1	1	1
31	2FB07330	STOPPER BYPASS TABLE			2	2	2	2
32	303M407540	SPRING BELT TENTION			2	2	2	2
33	28107310	BUSH 8			2	2	2	2
34	303M407021	COVER PF ROLLER			1	1	1	1
35	303R834110	LABEL JAM			1	1	1	1
36	302R829010	SHAFT EXIT		6:Part No.-chg.	1	1	1	1
37	302K906140	COUPLING PRIMARY FEED DRIVE			1	1	1	1
38	303M407550	PLATE EARTH SHAFT PF			1	1	1	1
39	302K928190	SPRING-TORSION SWITCHBACK			1	1	1	1
40	303M402070	STAY LOOP UPPER			1	1	1	1
41	303M407011	GUIDE UPPER			1	1	1	1
42	303M407030	HOLDER LF			1	1	1	1
43	303M407040	HOLDER PF			1	1	1	1
44	303M407050	COLLAR PF B			1	1	1	1
45	302K931080	WIRE STOPPER			9	9	9	9
46	303M407060	SHAFT BELT			1	1	1	1
47	303M407090	BELT 172 LF			1	1	1	1
48	303M407101	GUIDE LOWER PF			1	1	1	1
49	303M429030	PLATE EARTH EJECT			1	1	1	1

• Parts with a Ref.No. of 500 and above in the illustration indicate they are not selected for service parts.

• イラスト中で 500 番台の Ref 番号が付いている部品はサービスパーツに選定されていません。

FIG. 56 Paper Feed Section 2(DP)

2NJ/2RK/2WA-6

Ref. No. 番号	Part.No. 部品番号	Description 部品名称	Notes 備考	Revision 改訂	Quantity 個数			
					100(日本)	120	230	240
50	303M407150	SPRING EARTH			1	1	1	1
51	303M407160	SPRING HOLDER LF			2	2	2	2
52	303M407210	SHAFT LF			1	1	1	1
53	303M407231	HOOK COVER			2	2	2	2
54	303M407240	SHAFT HOOK			1	1	1	1
55	303M407421	SPRING HOOK FRONT			2	2	2	2
56	303M407440	SHAFT PULLEY TENSION			1	1	1	1
57	303M407450	SLIDER TENSION			2	2	2	2
58	303M424231	GUIDE EJECT LOWER			1	1	1	1
59	303M429020	GUIDE EJECT UPPER			1	1	1	1
60	5MVL177DN002	RING STOPPER 6			2	2	2	2
61	5MVX111DN007	STOPPER 3 /2BT1107 A4			1	1	1	1
62	303M407140	MOUNT SENSOR RX			1	1	1	1
A01	303M494190	PARTS PWB TX-RX SET SP			1	1	1	1
63	*303M494150	PARTS PWB TX ASSY SP			1	1	1	1
64	*303M494160	PARTS PWB RX ASSY SP			1	1	1	1
65	303M407070	SHAFT PF		6:Add	1	1	1	1
101	5MBP2010WXSP	SPRING PIN / M2 X 10 S-BLK						
102	E0020080	SPRING PIN 2X8						
103	7BB100306H1	+BIND T.T S SCREW 3X6						
104	7BB200308H	+BIND T.T P SCREW 3X8						
105	7BB700308H	+BIND T.T S SCREW 3X8 SR						

• Parts with a Ref.No. of 500 and above in the illustration indicate they are not selected for service parts.

• イラスト中で 500 番台の Ref 番号が付いている部品はサービスパーツに選定されていません。

FIG. 57 Drive Section & Electrical Components(DP)

2NJ/2RK/2WA

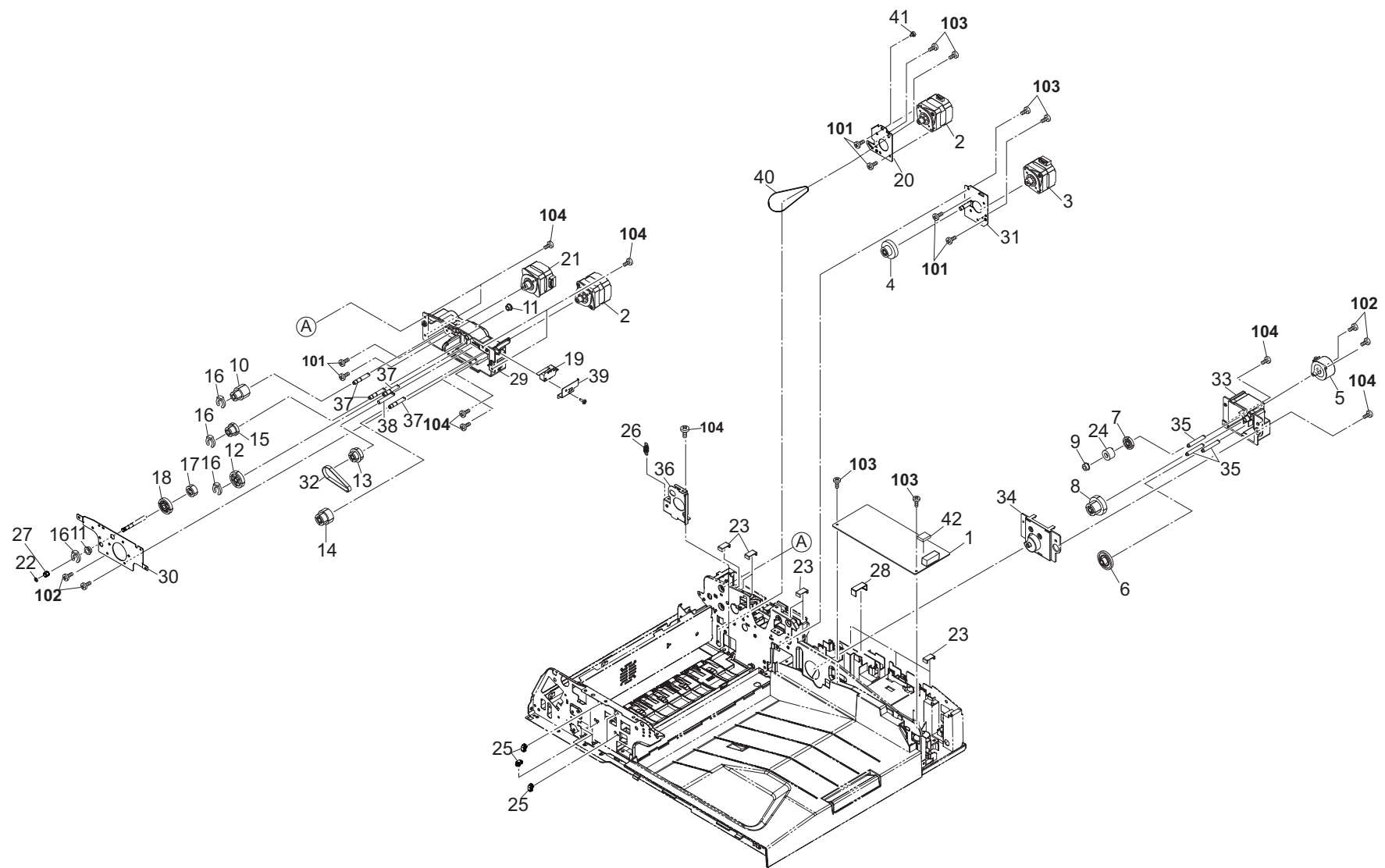


FIG. 57 Drive Section & Electrical Components(DP)

2NJ/2RK/2WA

Ref. No. 番号	Part.No. 部品番号	Description 部品名称	Notes 備考	Revision 改訂	Quantity 個数			
					100(日本)	120	230	240
1	303R894030	PARTS PWB DRIVER ASSY SP			1	1	1	1
2	303M494041	PARTS MOTOR CONVEYING SP			2	2	2	2
3	302KY94070	PARTS MOTOR DU SP			1	1	1	1
4	303M431440	GEAR EXIT Z43 Z20			1	1	1	1
5	302H794310	PARTS MOTOR ROTARY GUIDE			1	1	1	1
6	303H622331	GEAR 20/65 IDLE			1	1	1	1
7	303M494120	PARTS GEAR Z42 SP			1	1	1	1
8	303M494130	PARTS GEAR JOINT Z20 Z65 SP			1	1	1	1
9	3H622160	GEAR 20 JOINT			1	1	1	1
10	303M431101	GEAR Z43 Z22			1	1	1	1
11	302K324450	BUSH 6			2	2	2	2
12	303M431050	GEAR Z35			1	1	1	1
13	303M431060	GEAR Z20 P48			1	1	1	1
14	303M431090	GEAR Z30 Z23			1	1	1	1
15	303M431400	GEAR Z25 Z19			1	1	1	1
16	5MVX111DN003	RING STOPPER /A-49 FEED A4			4	4	4	4
17	303M431040	GEAR Z22 ONEWAY			1	1	1	1
18	3HK22040	GR 33 CONV			1	1	1	1
19	2FB27160	INTER LOCK SWITCH			1	1	1	1
20	303M431300	MOUNT CONV MOTOR A			1	1	1	1
21	303M494182	PARTS MOTOR REGISTRATION SP			1	1	1	1
22	2BG22990	CUT WASHER 4			1	1	1	1
23	303LL02330	HOLDER WIRE D			8	8	8	8
24	303M406160	TORQUE-LIMITER 1000			1	1	1	1
25	7YZM610007++H01	ACCESS.SADDLE			6	6	6	6
26	2BC16470	SPRING,CONVEYING HOOK			1	1	1	1
27	302K906180	JOINT RETARD DRIVE			1	1	1	1
28	303LL02180	HOLDER WIRE A			1	1	1	1
29	303M431013	MOUNT PF DRIVE			1	1	1	1
30	303M431021	PLATE PF DRIVE			1	1	1	1
31	303M431200	MOUNT LOOP DRIVE			1	1	1	1
32	303M431120	BELT 146			1	1	1	1
33	303M431141	MOUNT LIFT DRIVE			1	1	1	1
34	303M431150	COVER LIFT DRIVE			1	1	1	1
35	303M431230	PIN LIFT DRIVE A			3	3	3	3
36	303M431311	MOUNT CONV MOTOR B			1	1	1	1
37	303M431360	SHAFT PF DRIVE C			4	4	4	4
38	303M431390	SHAFT PF DRIVE F			1	1	1	1
39	303M431410	MOUNT INTERLOCK SW			1	1	1	1
40	303M431290	BELT 60S1.5M161			1	1	1	1
41	3CZ02230	PIN,HOOK FULCRUM			1	1	1	1
42	303R894040	PARTS IC.EEPROM SP			1	1	1	1
101	7BB000306H	+BIND M SCREW 3X6						
102	7BB200308H	+BIND T.T P SCREW 3X8						
103	7BB606308H	+PAN M SCREW WITH SW W 3X8 R						
104	7BB700308H	+BIND T.T S SCREW 3X8 SR						

• Parts with a Ref.No. of 500 and above in the illustration indicate they are not selected for service parts.

• イラスト中で 500 番台の Ref 番号が付いている部品はサービスパーツに選定されていません。

FIG. 58 Wire Section(DP)

2NJ/2RK/2WA

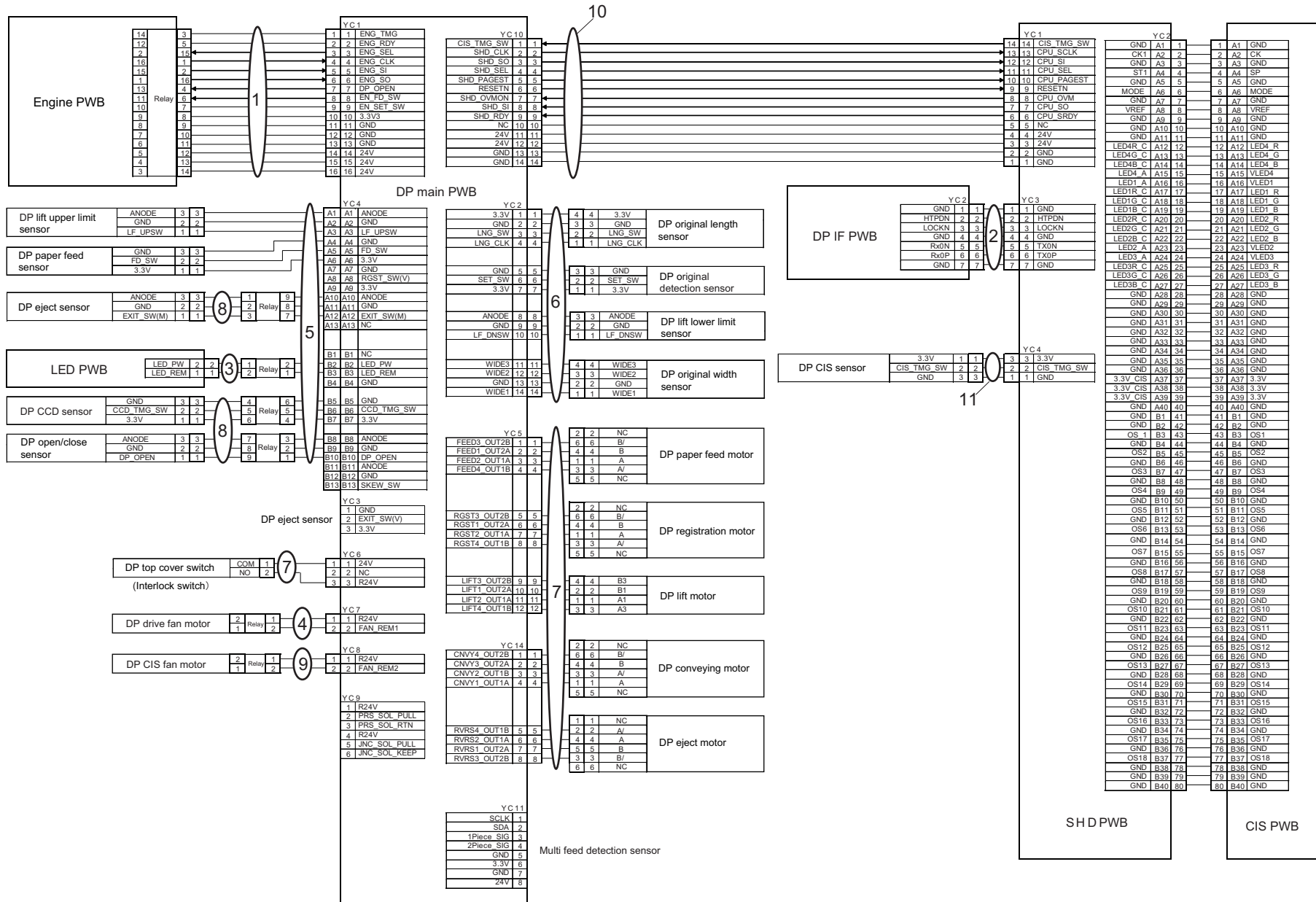
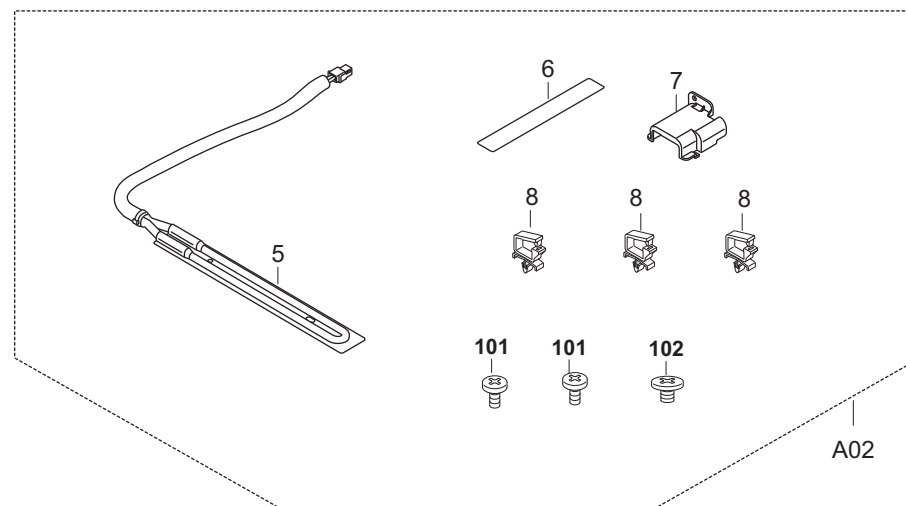
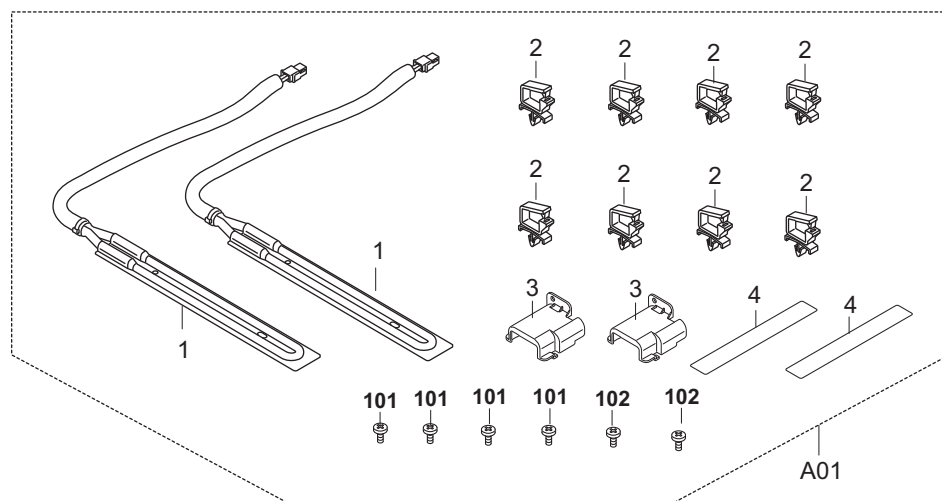


FIG. 59 Options 1

120V



220 230V

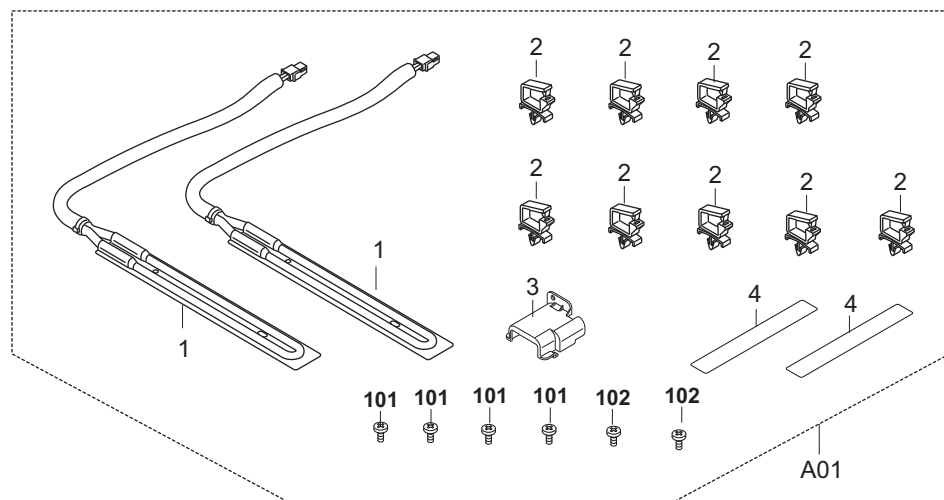


FIG. 59 Options 1

2NJ/2RK/2WA

Ref. No. 番号	Part.No. 部品番号	Description 部品名称	Notes 備考	Revision 改訂	Quantity 個数			
					100(日本)	120	230	240
A01	302NJ94160	PARTS DEHUMIDIFINR 120 SET SP				1		
A01	302NJ94170	PARTS DEHUMIDIFINR 240 SET SP					1	1
1	*302RH44040	PARTS HEATER DEHUMIDIFIER 120				2		
1	*302RH44050	PARTS HEATER DEHUMIDIFIER 240					2	2
2	*7YZM610001++H01	ACCESS SADDLE				8	9	9
3	*303NF04140	COVER CONNECTOR HEATER				2	1	1
4	*302K934150	LABEL HIGH TEMPERATURE CAUTION				2	2	2
A02	303NF94130	PARTS DEHUMIDIFINR 120 SET SP	for Deck			1		
A02	303NF94140	PARTS DEHUMIDIFINR 240 SET SP	for Deck				1	1
5	*302H794620	PARTS HEATER DEHUMIDIFIER 120				1		
5	*302H794610	PARTS HEATER DEHUMIDIFIER 240					1	1
6	*302KP34220	LABEL HIGH TEMPERATURE CAUTION				1	1	1
7	*303NF04140	COVER CONNECTOR HEATER				1	1	1
8	*7YZM610001++H01	ACCESS SADDLE				3	3	3
101	7BB600306H	+BIND M SCREW 3X6 R						
102	7BB100408H1	+BIND T.T S SCREW 4X8						

• Parts with a Ref.No. of 500 and above in the illustration indicate they are not selected for service parts.

• イラスト中で 500 番台の Ref 番号が付いている部品はサービスパーツに選定されていません。

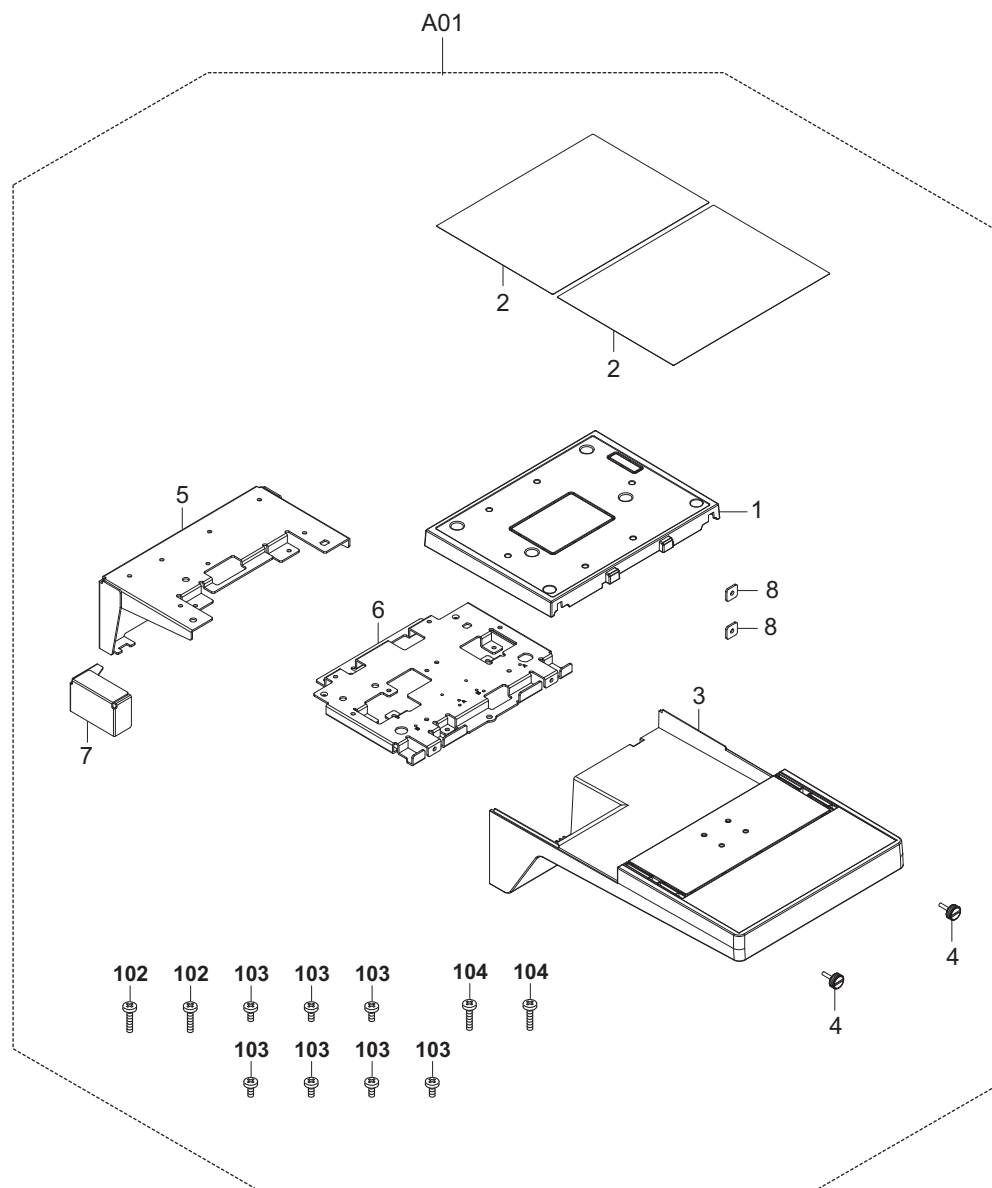


FIG. 60 Options 2

2NJ/2RK/2WA

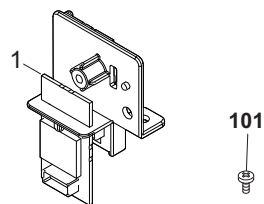
Ref. No. 番号	Part.No. 部品番号	Description 部品名称	Notes 備考	Revision 改訂	Quantity 個数			
					100(日本)	120	230	240
A01	1902LC0UN2	DT-730(B)/DOCUMENT TRAY	OPTION		1	1	1	1
1	*302LC04601	COVER TRAY			1	1	1	1
2	*302LC04660	SHEET TRAY			2	2	2	2
3	*302LC04710	COVER TRAY LOWER			1	1	1	1
4	*303NS24410	SCREW PLATE DF			2	2	2	2
5	*302LC04611	STAY TRAY			1	1	1	1
6	*302LC04621	MOUNT TRAY			1	1	1	1
7	*302LC04670	PLATE TRAY			1	1	1	1
8	*3CY06030	RETAINER M4			2	2	2	2
101	7BB700308H	+BIND T.T S SCREW 3X8 SR						
102	7BB200308H	+BIND T.T P SCREW 3X8						
103	7BB607414H	+TP-CUP M SCREW 4X14 R						
104	7BB180408H	+BIND T.T S SCREW 4X8(BLACK)						

• Parts with a Ref.No. of 500 and above in the illustration indicate they are not selected for service parts.

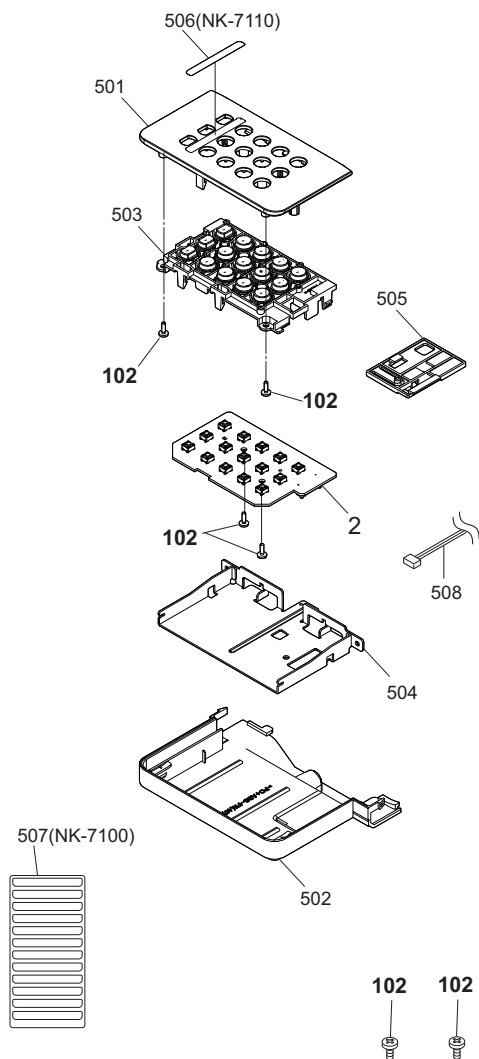
• イラスト中で 500 番台の Ref 番号が付いている部品はサービスパーツに選定されていません。

FIG. 61 Options 3

IB-35



NK-7100 / NK-7110



KEYBOARD HOLDER 10

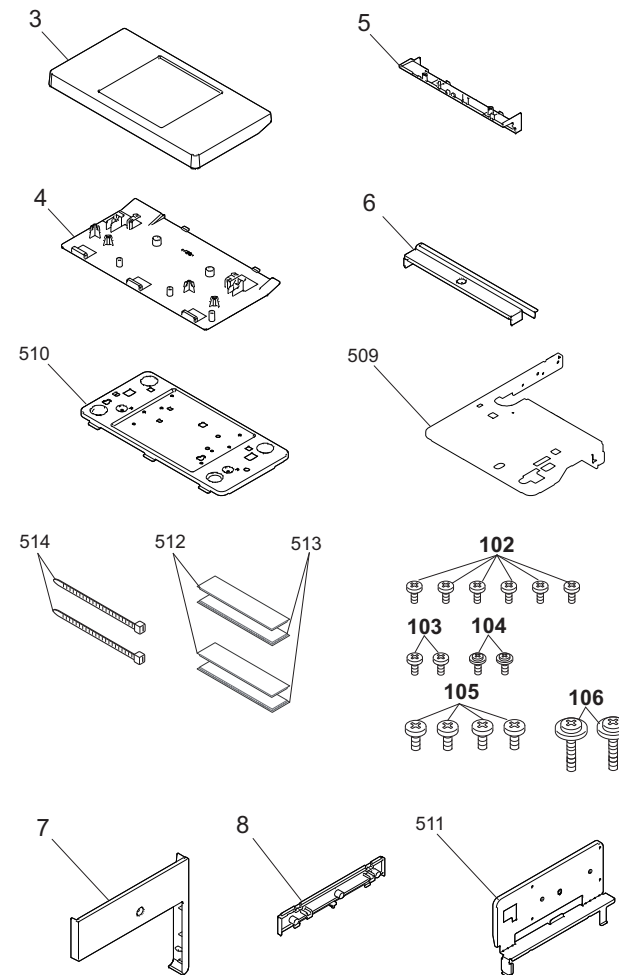


FIG. 61 Options 3

2NJ/2RK/2WA

Ref. No. 番号	Part.No. 部品番号	Description 部品名称	Notes 備考	Revision 改訂	Quantity 個数			
					100(日本)	120	230	240
1	303RR94010	PARTS WIFI UNIT SP			1	1	1	1
2	303RT94010	PARTS PWB 10KEY ASSY SP			1	1	1	1
3	309AN02030	COVER KEYBOARD TOP				1	1	1
4	309AN02040	COVER KEYBOARD BOTTOM				1	1	1
5	309AN02060	COVER REAR BOTTOM A				1	1	1
6	309AN02080	COVER REAR TOP B				1	1	1
7	309AN02050	COVER REAR TOP A				1	1	1
8	309AN02070	COVER REAR BOTTOM B				1	1	1
101	7BB600306H	+BIND M SCREW 3X6 R						
102	7BB700308H	+BIND T.T S SCREW 3X8 SR						
103	7BB200308H	+BIND T.T P SCREW 3X8						
104	7BB782308H	+TP-FLAT T.T S SCREW 3X8 SR(BLACK)						
105	7BB700408H	+BIND T.T S SCREW 4X8 SR						
106	7BB702420H	+TP-FLAT T T S SCREW 4X20 SR						

• Parts with a Ref.No. of 500 and above in the illustration indicate they are not selected for service parts.

• イラスト中で 500 番台の Ref 番号が付いている部品はサービスパーツに選定されていません。

FIG. 62 Accessories

2NJ/2RK/2WA-4

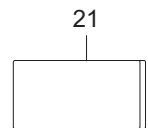
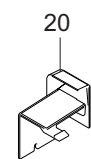
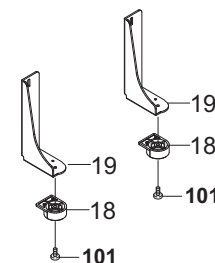
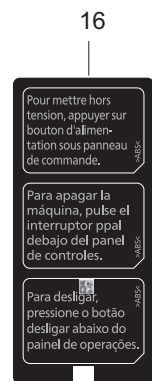
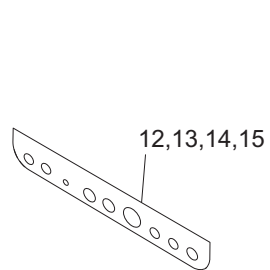
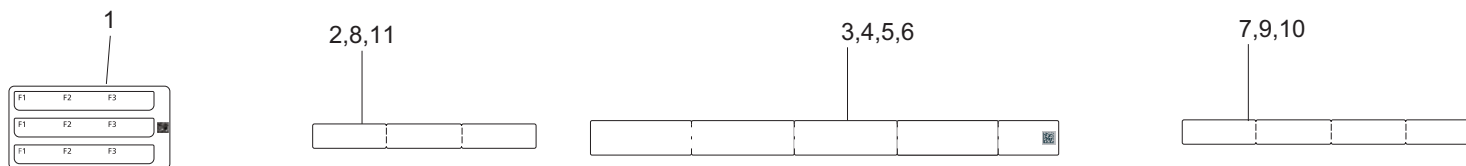


FIG. 62 Accessories

2NJ/2RK/2WA-4

Ref. No. 番号	Part.No. 部品番号	Description 部品名称	Notes 備考	Revision 改訂	Quantity 個数			
					100(日本)	120	230	240
1	302ND05540	SHEET OPERATION FUNCTION		1:Add	1	1	1	1
2	302ND34180	SHEET PAPER MEDIA EN	English	1:Add		4	4	4
3	302ND34380	SHEET PAPER MEDIA FRA SPA	French/Spanish	1:Add		4	4	
4	302ND34390	SHEET PAPER MEDIA PTB	Brazilian Portuguese	1:Add		4	4	
5	302ND34370	SHEET PAPER MEDIA GER ITA	German/Italian	1:Add			4	
6	302ND34400	SHEET PAPER MEDIA DUT RUS	Dutch/Russian	1:Add			4	
7	302ND34130	SHEET PAPER SIZE M B		1:Add	4		4	4
8	302ND34170	SHEET PAPER SIZE M JP		1:Add	4			
9	302NH34800	SHEET PAPER SIZE M D		1:Add	2		2	2
10	302NH34790	SHEET PAPER SIZE I D		1:Add		2		
11	303RC34020	SHEET PAPER SIZE I C		1:Add		2		
12	302NH34120	LABEL OPERATION NL	German/Italian/Dutch/Russian	1:Add			1	
13	302NH34130	LABEL OPERATION FRA	French	1:Add		1	1	
14	302NH34140	LABEL OPERATION SPA	Spanish	1:Add		1	1	
15	302NH34150	LABEL OPERATION PTB	Brazilian Portuguese	1:Add		1	1	
16	302NH34450	LABEL SW CAUTION SET A	French/Spanish/Brazilian Portuguese	1:Add		1		
17	302NH34350	LABEL SW CAUTION SET B	German/Italian/Dutch/Russian/French/Spanish/Brazilian Portuguese	1:Add			1	
18	302FZ02600	FOOT		1:Add	2	2	2	2
19	303NF02330	PLATE FULCRUM		1:Add	2	2	2	2
20	302NH33051	LID DISPOSAL B		3: Design-chg.	1	1	1	1
21	303R834190	LABEL CLEANING		4:Add	1			
101	7BB782410H	+TP-FLAT T.T S SCREW 4x10 SR(BLACK)		1:Add				

• Parts with a Ref.No. of 500 and above in the illustration indicate they are not selected for service parts.

• イラスト中で 500 番台の Ref 番号が付いている部品はサービスパーツに選定されていません。

FIG. 63 Maintenance Kits

2NJ/2RK/2WA-6

Ref. No. 番号	Part.No. 部品番号	Description 部品名称	Notes 備考	Revision 改訂	Quantity 個数			
					100(日本)	120	230	240
	1702NJ9JP0	MK-6725/MAINTENANCE KIT	OPTION		1			
	*302LC33370	FILTER LEFT SIDE			2			
	*302N406030	PULLEY FEED			8			
	*302N406040	PULLEY RETARD			4			
	*302N433010	FILTER TOP			3			
	*302NH94081	PARTS DISPOSAL UNIT(M3) SP		4:Design-chg.	1			
	*302NJ93021	DK-6720		3:Design-chg.	1			
	*302NJ9J011	DV-6720(J)		5:Design-chg.	1			
	*302NJ93043	FK-6720		6:Design-chg.	1			
	*302NJ94211	PARTS BELT ASSY SP		5:Design-chg.	1			
	1702NJ7US1	MK-6725 F/MAINTENANCE KIT	OPTION	5:Design-chg.		1		
	*302LC33370	FILTER LEFT SIDE				2		
	*302N406030	PULLEY FEED				8		
	*302N406040	PULLEY RETARD				4		
	*302WA33010	FILTER TOP		5:Part No.-chg.		3		
	*302NH94081	PARTS DISPOSAL UNIT(M3) SP		4:Design-chg.		1		
	*302NJ93021	DK-6720		3:Design-chg.		1		
	*302NJ93011	DV-6720		5:Design-chg.		1		
	*302NJ93052	FK-6721		3:Design-chg./6:Design-chg.		1		
	*302NJ94221	PARTS BELT ASSY KDA SP		5:Design-chg.		1		
	1702NJ8NL1	MK-6725 G/MAINTENANCE KIT	OPTION	5:Design-chg.			1	1
	*302LC33370	FILTER LEFT SIDE					2	2
	*302N406030	PULLEY FEED					8	8
	*302N406040	PULLEY RETARD					4	4
	*302WA33010	FILTER TOP		5:Part No.-chg.			3	3
	*302NH94081	PARTS DISPOSAL UNIT(M3) SP		4:Design-chg.			1	1
	*302NJ93021	DK-6720		3:Design-chg.			1	1
	*302NJ93011	DV-6720		5:Design-chg.			1	1
	*302NJ93062	FK-6722		4:Design-chg./6:Design-chg.			1	1
	*302NJ94211	PARTS BELT ASSY SP		5:Design-chg.			1	1

• Parts with a Ref.No. of 500 and above in the illustration indicate they are not selected for service parts.

• イラスト中で 500 番台の Ref 番号が付いている部品はサービスパーツに選定されていません。

INDEX / 索引

Part.No. 部品番号	Description 部品名称	Fig.No.
1702NJ7US1	MK-6725 F/MAINTENANCE KIT	63
1702NJ8NL1	MK-6725 G/MAINTENANCE KIT	63
1702NJ9JP0	MK-6725/MAINTENANCE KIT	63
1902K90UN0	WT-861/WASTE TONER BOTTLE	1
1902LC0UN2	DT-730(B)/DOCUMENT TRAY	60
28107310	BUSH 8	7, 8, 10, 14, 15, 54, 56
28801190	PULLEY,TIMING BELT	54
29812291	CUSHION,CONTACT GLASS	13
2A116180	BUSHING,TRANSFER	22
2AR07220	PULLEY,PAPER FEED	18
2AR07230	PULLEY,SEPARATION	18
2BC06910	STOPPER 6	5, 8, 10, 14, 15, 20, 22, 53, 54
2BC06980	STOPPER 5	7
2BC07020	FRONT PULLEY,LIFT DRIVE	7
2BC07110	GEAR 20	7
2BC07120	SPACER,DECK LIFT	7
2BC12190	SPRING,MIRROR HOLDER	20
2BC16470	SPRING,CONVEYING HOOK	57
2BG06480	BAND B	14
2BG22990	CUT WASHER 4	25, 56, 57
2BL06170	GEAR Z42 FEED	55
2BL06890	PLATE BYPASS HOLD	1
2C907360	SPRING CURSOR R	56
2C912690	GROUND PLATE SCANNER B	31
2CK17050	GEAR IDLE Z14S	55
2DC12170	SPRING TENSION	14
2FB04270	PLATE MAGNET	1
2FB07330	STOPPER BYPASS TABLE	56
2FB17200	MAGNET UPPER REG GUIDE	29
2FB27160	INTER LOCK SWITCH	32, 57
2FG27110	SWITCH REGISTRATION	14
2FM02210	PULLEY MID /B-11 FRAME A4	27
2FM04150	CAP SPRING /B-11 ENCLOSURE A4	27, 29, 31, 56
34806040	LOWER BUSHING,PAPER FEED	8, 9, 13
3033915181	TONER EMPTY DETECTION SENSOR	22
302BG22531	SPRING COUPLING DLP	21
302BM07410	GEAR GUIDE SIDE	5
302C912291	SPRING SCANNER TENSION	20
302DY04011	EMBLEM KC 1SG 70 B	1
302F325010	STUD SCREW M3	28
302F708310	SPRING LOCK MPF	10, 13
302F902180	SPRING LEVER EF	15
302F906030	GEAR FEED Z26H	18
302F909210	PAD BOTTOM	19
302F925160	PULLEY FACE UP	18
302F925780	SPRING DU	8, 9, 16
302F928170	SPRING PULLEY	27, 29, 31
302F929260	PULLEY DU LOW	8, 9, 13, 15, 27, 29, 31, 56
302FB06151	JOINT DRIVE	18
302FB09320	GROUND PLATE DECK UNIT	30
302FB09830	CUT WASHER 4	19, 29, 55

Part.No. 部品番号	Description 部品名称	Fig.No.
302FB16320	PIN ROLLER RELEASE LEVER	4
302FB26290	LID VENDOR	33
302FZ02600	FOOT	62
302FZ07020	PULLEY MPT BYPASS	15, 16, 28
302FZ07150	PULLEY TENSION BELT	31
302FZ07310	BUSH CONTACT MPT B	29
302FZ07540	HOLDER SHAFT OUT	29
302FZ08370	GEAR JOINT MPT UNIT	55
302FZ20021	SPRING LID	6, 14
302FZ21720	POLYSLIDER CUT WASHER 4	16
302FZ22870	SPRING ACTUATOR BYPASS	18
302FZ28260	EXIT PUSH	31
302FZ28270	SPRING EXIT PUSH	28, 31
302FZ31250	COUPLING DLP DRIVE	21
302FZ31280	COLLAR DLP COUPLING	21
302FZ44040	FAN BOX COOLING	33
302FZ94380	PARTS,FAN COOLING DLP 70 SP	26
302FZ94420	PARTS,FAN COOLING CONVEYING SP	15
302G404160	DAMPER	7
302GR04370	MAGNET CLIP DISH	2
302GR04380	SEAL MAGNET	2
302GR09991	LIFT LOCK	5, 7
302GR17180	PIN SCANNER RETAINING	20
302GR17281	MIRROR B	20
302GR17380	SPRING RELEASE SWITCH	20
302GR17970	STOPPER PI	8
302H008140	SPRING BYPASSFFED	54
302H017310	GROUND SCANNER REAR	4
302H017380	GROUND BASE SCANNER	4
302H024830	BUSH 8	21, 25
302H044120	FAN COOLING 40-15	54
302H702540	FILM WIRE OPE	53
302H702590	BUSH SCREW	11, 14, 18, 21, 25, 29, 56
302H703430	SEAL SCREW	22
302H703740	SEAL PIPE WASTE B	22
302H708150	SPONGE WIRE MPT	3, 8, 9, 13, 14, 19
302H712650	SPRING DRUM JOINT	19, 53
302H715070	FRONT SPONGE CASE STAY	8
302H717381	WIRE SCANNER FRONT	20
302H717391	WIRE SCANNER REAR	20
302H717440	SEAL FRAME SIDE B	20
302H722760	PULLEY MIDDLE A	10, 14, 16, 18
302H728080	GEAR Z23S EXIT	27
302H729120	SPRING ACT DU	8, 10, 12, 16
302H731640	COUPLING CONT D	25
302H731650	SPRING PADDLE CONT D	24, 25
302H733300	REAR FILM FRAME MID	3
302H733430	SCREW FAN	22, 26
302H794310	PARTS MOTOR ROTARY GUIDE	57
302H794490	PARTS FAN COOLING CONV	54
302H794610	PARTS HEATER DEHUMIDIFIER 240	59

2NJ/2RK/2WA-6

Part.No. 部品番号	Description 部品名称	Fig.No.
302H794620	PARTS HEATER DEHUMIDIFIER 120	59
302HG12310	CUT WASHER 4	15
302HNO2970	FELT CLEANER ID	16
302HNO4250	SPRING SIDE COVER	54
302HNO9190	SPRING FIX	5
302HNO9240	SIZE FIX	5
302HNO28120	SPRING PULLEY A	27
302HN44010	FAN MOTOR	26
302JD19140	BUSHING FAN	33
302JF22010	PULLEY MIDDLE	27, 31
302K309350	STOPPER SIZE SET	5
302K309370	SPRING CURSOR SET	54
302K317160	GUIDE FFC LED B	20
302K317172	GUIDE FFC LED C	20
302K317330	MOUNT PI	20
302K317450	SEAL FRAME ISU A	20
302K317460	SEAL FRAME ISU B	20
302K317650	SEAL FRAME ISU C	20
302K317660	FILM FRAME	20
302K319080	SPONGE WIRE	20
302K324450	BUSH 6	8, 9, 13, 14, 27, 28, 55, 56, 57
302K324460	SHAFT FEED	15, 27, 29, 31
302K902290	PLATE JOINT RIGHT	6
302K902610	PLATE DC MOTOR 10	25
302K902850	RAIL EXIT REAR	4
302K902950	ADJUSTER SCANNER	4
302K902960	MOUNT RUBBER SCANNER	4
302K902980	SHEET HUMIDITY SENSOR	1
302K904340	MOUNT WASTE BOTTLE COVER	2
302K904490	CASE WASTE BOTTLE	2
302K904620	MAGNET CATCH	1, 3
302K904650	LEVER BOTTLE COVER	1
302K906051	GUIDE PRIMARY FEED	13
302K906080	PIN PICK UP IDLE	8, 9, 13
302K906100	MOUNT PRIMARY FEED	8, 9, 13
302K906111	PLATE PRIMARY FEED DRIVE	8, 9, 13
302K906140	COUPLING PRIMARY FEED DRIVE	18, 56
302K906180	JOINT RETARD DRIVE	18, 56, 57
302K906250	GUIDE PRIM FEED WIRE	8, 9, 13
302K906260	SPRING PICK UP	5, 8, 9, 13
302K906270	MOUNT PRIMARY FEED R	8, 9, 13
302K906280	HOLDER PRIM FEED PULLEY	8, 9, 13
302K906290	HOLDER SENSOR FEED	8, 9, 13
302K906321	ACTUATOR PAPER EMPTY	8, 9, 13
302K906420	PLATE RETARD ADJUST	8, 9, 13
302K906640	HOLDER FEED LOW PULLEY	14
302K906670	HOOK FEED LOW	6, 14
302K906681	SHAFT FEED LOW HOOK	6, 14
302K906700	HOLDER PULLEY	8, 9, 13
302K906721	SHEET PRIMARY FEED HI	8, 9, 13
302K906750	TORQUE-LIMITER 390	8, 9, 13

Part.No. 部品番号	Description 部品名称	Fig.No.
302K908012	BASE MPF UPPER	18
302K908021	BASE MPF LOWER	18
302K908050	TRAY MPF C	19
302K908060	TRAY MPF D	19
302K908100	CURSOR MPF F	19
302K908110	CURSOR MPF R	19
302K908120	RACK CURSOR MPF	19
302K908130	ARM LIFT A	19
302K908140	ARM LIFT B	19
302K908160	GUIDE WIRE TRAY	19
302K908190	SHAFT LIFT MPF	19
302K908200	SPRING-COMPRESSION LIFT	19
302K908211	ACTUATOR SIZE DETECTION	19
302K908220	SPRING-TORSION SIZE DETECTION	19
302K908230	HOLDER FEED MPF	18
302K908240	HOLDER RETARD MPF	18
302K908251	HOLDER MIDDLE PULLEY	18
302K908261	CASE LIFT MOTOR A	18
302K908270	COVER CLUTCH	18
302K908280	ACTUATOR FEED MPF	18
302K908290	ACTUATOR PAPER SET	18
302K908300	SHAFT PICKUP MPF	18
302K908310	LEVER LIFT	18
302K908320	GUIDE DU LOWER	18
302K908350	GEAR Z30R PICKUP	18
302K908360	WORM-WHEEL 36 Z18S	18
302K908370	GEAR Z46S-Z18S	18
302K908380	GEAR LIFT Z64S	18
302K908390	GEAR LIFT Z25S	18
302K908410	GEAR RETARD MPF Z17L	18
302K908420	GEAR RETARD MPF Z24L	18
302K908440	GUIDE MIDDLE MPF	18
302K908450	PIN RETARD MPF	18
302K908460	MOUNT PI	18
302K908471	SHAFT FEED MPF A	18
302K908480	SHAFT FEED MPF B	18
302K908491	SHAFT RETARD MPF A	18
302K908501	SHAFT RETARD MPF B	18
302K908530	SPRING PICKUP MPF	18
302K908540	SPRING RETARD MPF	18
302K908570	SPRING PAPER SET	18
302K908580	HOLDER SIZE DETECTION	19
302K908590	FILM MIDDLE GUIDE	18
302K908610	FILM RETARD	18
302K908620	DAMPER MPF A	18
302K908630	DAMPER MPF B	18
302K908640	SPRING DAMPER	18
302K908650	HOLDER MPF TABLE	19
302K908660	PLATE DC MOTOR 6	18, 22
302K908692	FILM DU GUIDE B	18
302K908700	SPRING MIDDLE R	18

Part.No. 部品番号	Description 部品名称	Fig.No.
302K909060	RACK CURSOR	5
302K909082	PLATE PAPER BOTTOM	5
302K909090	PLATE WORK	5
302K909121	LEVER CURSOR LOCK REAR	5
302K909140	CAP TURN PLATE	5
302K909190	SHAFT WORK PLATE	5
302K909260	PAD BOTTOM	5
302K909270	ACTUATOR PAPER LEVEL DETECTION	5
302K915160	GEAR Z21S-Z15S	22
302K915190	GEAR Z48L	22
302K915200	GEAR Z21S	22
302K915210	GEAR Z32R-Z14S	22
302K915450	BUSH SCREW	22
302K915460	SHUTTER HOPPER UP	22
302K917021	PULLEY ISU Z59	20
302K917100	SEAL FRAME ISU	19
302K917120	SWITCH RELEASE	20
302K917170	FILM FRAME SIDE F	20
302K917180	FILM FRAME SIDE R	20
302K917240	CAP PULLEY ISU	20
302K921120	STOPPER 8	14, 24
302K921410	MOUNT PI	22
302K924040	SPRING-COMPRESSION REGIST F	16
302K924050	SPRING-COMPRESSION REGIST R	16
302K924060	GEAR Z22R	16
302K924100	RETAINER LOOP SENSOR	16
302K924250	PLATE EARTH REGIST	16
302K924290	PLATE CONTACT HV	16
302K924360	SPRING DRAWER	33
302K924381	MOUNT DRAWER B	33
302K924390	HOLDER DRAWER	15
302K924410	FRAME DU	16
302K924510	GEAR Z24L	14
302K924542	PLATE MIDDLE FEED	14
302K924560	SHEET REGIST L A	14
302K924570	PLATE EARTH MIDDLE	14
302K924620	PLATE HV	14
302K924660	BRACKET KEY MIDDLE A	14
302K924690	GEAR Z27L Z24L	14
302K924770	SPRING HOLDER PULLEY	15, 16, 18
302K924810	PLATE EARTH RELEASE	16
302K924820	CUT-WASHER 4	5, 8, 9, 11, 13, 14, 16, 18, 25, 29
302K924830	BUSH DU EW	15
302K924841	MOUNT PI	16
302K924861	HOLDER SENSOR REGIST	14
302K924870	HOLDER SENSOR MIDDLE	14
302K924881	SHEET REGIST L C	14
302K924890	SHEET COVER SENSOR	14
302K924901	BUSH REGIST	16
302K928022	FRAME EXIT UPPER	27
302K928030	GUIDE SHIFT UPPER	27

Part.No. 部品番号	Description 部品名称	Fig.No.
302K928051	GUIDE EXIT MIDDLE	27
302K928070	SPRING-EXTENSION FEED SHIFT	27
302K928091	ACTUATOR SWITCHBACK	27
302K928110	GEAR Z40R-Z28S	27
302K928121	ACTUATOR EXIT SENSOR	27
302K928190	SPRING-TORSION SWITCHBACK	15, 27, 29, 31, 56
302K928213	GUIDE CHANGE LOWER	27
302K928230	STAY EXIT HIGH	27
302K928290	SHEET EXIT MIDDLE A	27
302K928300	SHEET EXIT MIDDLE B	27
302K929040	PLATE CONVEYING LOW	15
302K929051	PLATE CONVEYING TOP	15
302K929063	MOUNT DU DRIVE	15
302K929080	GUIDE COVER DU	18
302K929100	SHAFT CONVEYING HOOK UP	15
302K929120	HOOK CONVEYING UP	15
302K929140	HOOK CONVEYING LOW F	15
302K929150	HOOK CONVEYING LOW R	15
302K929160	CAM HOOK REAR	15
302K929170	CAM HOOK FRONT	15
302K929190	SPRING HOOK UP	15
302K929240	GEAR Z30R-Z27L	15
302K929310	BELT S2M A145	16
302K929330	ACTUATOR DU	16
302K929400	ARM HOOK F	15
302K929470	ACTUATOR DU A	15
302K929490	COVER RIGHT GUIDE	15
302K929540	COVER CLUTCH A	15
302K929580	GUIDE UNIT R	15
302K929600	PLATE JOINT	15
302K929610	GUIDE GEAR	15
302K929620	PLATE DRAWER	15
302K929630	PIN CONVEYING F	15
302K929640	PIN CONVEYING R	15
302K929660	PLATE EARTH DU MIDDLE	16
302K929680	SPRING-COMPRESSION COVER DU	16
302K929690	PLATE EARTH DU	15
302K929720	MOUNT MOTOR DU MIDDLE	16
302K929730	MOUNT MOTOR DU UP	15
302K929740	GEAR Z43R	15
302K929750	COVER WIRE	15
302K929780	SPRING-COMPRESSION DU UP	15
302K929790	FILM GUIDE DU A	15
302K929800	FILM GUIDE DU B	15
302K931013	HOLDER DRUM DRIVE	24
302K931022	PLATE DRUM DRIVE	24
302K931060	HOLDER BEARING SUPPORT	24
302K931070	PLATE EARTH DRUM	24
302K931080	WIRE STOPPER	8, 9, 13, 15, 16, 18, 20, 27, 28, 30, 31, 32, 56
302K931100	PLATE MOTOR DRUM	24

Part.No. 部品番号	Description 部品名称	Fig.No.
302K931130	COUPLING DRUM	24
302K931180	SHAFT DLP DRIVE	21
302K931190	GEAR Z74R	21
302K931210	HOLDER ATTACHMENT	33
302K931431	SHAFT FEED DRIVE	25
302K931500	GEAR Z28R	25
302K931520	GEAR Z40L-Z34L	25
302K931530	COUPLING DRIVE	13, 25
302K931570	GEAR Z160R	24
302K931612	PLATE FUSER DRIVE	24
302K931620	GEAR Z90R JOINT	24
302K931630	GEAR Z50S JOINT	24
302K931640	JOINT FUSER DRIVE	24
302K931660	SPRING JOINT	24
302K931670	GEAR Z67S-Z25S	24
302K931690	LEVER RELEASE FUSER DRIVE	4
302K931710	HOLDER CONT DRIVE K	25
302K931721	PLATE CONT DRIVE	25
302K931760	WORM WHEEL Z56L-Z20S	25
302K931780	SHAFT CONT DRIVE	25
302K931830	GEAR Z34S JOINT	25
302K931840	CUT-WASHER 8X17	24
302K931960	HOLDER BEARING 688ZZ	54
302K931980	SPRING LEVER RELEASE	4
302K933190	DUCT FUSER REAR	26
302K933580	SEAL DUCT EXIT	26
302K933810	SPONGE COVER LEFT LOWER A	1
302K933820	SPONGE COVER LEFT LOWER B	1
302K933G40	SPONGE COVER RIGHT LOWER F	1
302K934100	LABEL CASSETTE CURSOR LOCK	5
302K934150	LABEL HIGH TEMPERATURE CAUTION	4, 12, 29, 59
302K934160	LABEL EXIT A2	31
302K934170	LABEL RELAY A3	29
302K934180	LABEL RELAY A4	29
302K934190	LABEL JOB SEPARATOR	28
302K939030	RAIL PWB	33
302K939080	PLATE SHIELD BOX	33
302K939200	SPRING HV	21
302K939230	HOLDER PWB	12, 32
302K939360	SPRING HV	14, 21
302K939450	COVER PWB IH	32
302K939521	COVER WIRE FUSER	32
302K939560	DUCT FAN IH	32
302K946370	WIRE MPF	18, 40
302K946380	WIRE MPF TRAY	19, 40
302K946600	WIRE MPF SIZE DETECTION	19
302K946AJ0	WIRE KEY COUNTER	35
302K994013	PARTS MPT ASSY SP	18
302K994201	PARTS PWB JUNCTION ASSY SP	15
302K994300	PARTS MOTOR PM FEED SP	15, 27, 28, 30
302K994333	PARTS MOTOR-BL W30 SP	24

Part.No. 部品番号	Description 部品名称	Fig.No.
302K994350	PARTS FAN COOLING DLP 70 SP	26
302K994370	PARTS SOLENOID FEED SHIFT SP	27, 31
302K994390	PARTS SOLENOID ID SENSOR SP	16
302K994420	PARTS ROLLER ASSIST SP	13
302K994470	PARTS ROLLER DU LOW SP	16
302K994480	PARTS ROLLER DU MID SP	16
302K994491	PARTS ROLLER DU UP SP	15
302K994540	PARTS GEAR Z30R ONE-WAY SP	18
302K994550	PARTS GEAR CURSOR SP	5
302K994580	PARTS SENSOR OPT. SP	8, 9, 13, 14
302K994600	PARTS PWB JOB SEPA ASSY SP	28
302K994621	PARTS PWB MPF SIZE ASSY SP	19
302K994830	PARTS PWB BRIDGE ASSY SP	30
302K994893	PARTS MOTOR-BL W30 DLP SP	24
302K994A00	PARTS ROLLER REGIST H SP	14
302K994A40	PARTS ROLLER EXIT B SP	27
302K994B80	PARTS GUIDE EXIT MIDDLE SP	27
302K994B90	PARTS GUIDE PRIMARY FEED SET SP	13
302K994D00	PARTS DC MOTOR ASSY B SP	25
302KK17320	MIRROR A	20
302KP34220	LABEL HIGH TEMPERATURE CAUTION	59
302KY94070	PARTS MOTOR DU SP	57
302LC02710	COVER HUMIDITY SENSOR	1
302LC02780	SHEET COVER FUSER PWB	21
302LC03451	SHUTTER PIPE LOWER	22
302LC04601	COVER TRAY	60
302LC04611	STAY TRAY	60
302LC04621	MOUNT TRAY	60
302LC04660	SHEET TRAY	60
302LC04670	PLATE TRAY	60
302LC04710	COVER TRAY LOWER	60
302LC05350	GUIDE WIRE OPERATION	20
302LC06210	GUIDE WIRE FEED LOW	1, 14
302LC28110	SPRING-EXTENSION	27
302LC28240	SPRING SWITCHBACK	13
302LC31070	SPRING DRUM JOINT	24
302LC31511	SEAL MOTOR DC	22, 25, 26
302LC31640	CUT WASHER 5X10	24
302LC33370	FILTER LEFT SIDE	2, 63
302LC46240	WIRE DU UPPER	15, 40
302LC46480	WIRE MPF JOINT	15, 40
302LC94320	PARTS FAN COOLING 50 SP	15
302LC94380	PARTS FAN COOLING LSU 60 SP	15, 22, 26, 32
302LC94410	PARTS SENSOR OPT. SP	16
302LC94463	PARTS MOTOR-BL W20 DRUM Z11 SP	24
302LC94551	PARTS ROLLER MIDDLE L SP	14
302LF02292	ARM COVER DRUM FRONT	21
302LF02301	ARM COVER DRUM REAR	21
302LF02311	SPRING-TORSION ARM A FRONT	21
302LF02321	SPRING-TORSION ARM A REAR	21
302LF02330	SPRING-TORSION ARM B FRONT	21

2NJ/2RK/2WA-6

Part.No. 部品番号	Description 部品名称	Fig.No.
302LF02340	SPRING-TORSION ARM B REAR	21
302LF02360	MOUNT COVER DRUM REAR	21
302LF02370	MOUNT COVER DRUM FRONT	21
302LF02380	HOLDER FFC	32
302LF03043	COVER INNER	22
302LF03051	PIPE WASTE UPPER	22
302LF03061	PIPE WASTE LOWER	22
302LF03090	SEAL PIPE WASTE A	22
302LF03100	SEAL PIPE BOTTLE	22
302LF03120	SEAL PIPE UPPER	22
302LF04050	SEAL LSU DUCT	2
302LF04130	MAGNET CATCH	3
302LF08010	SPRING MIDDLE	18
302LF22070	GUIDE TRANSFER FRONT A	14
302LF22550	SHUTTER ID SENSOR	16
302LF22580	SPACER FRAME FRONT	14
302LF22590	SPACER FRAME REAR	14
302LF22600	SPRING EARTH CONVEYING	16
302LF22650	SHEET PROTECTOR TONER F	14
302LF22660	SHEET PROTECTOR TONER R	14
302LF24190	SHEET REGIST R	16
302LF28011	GUIDE RELAY UPPER	29
302LF28023	GUIDE RELAY LOWER	29
302LF28050	PLATE REINFORCEMENT	29
302LF28060	ACTUATOR RELAY	29
302LF28071	GUIDE RIGHT UPPER	29
302LF28082	GUIDE RIGHT LOWER	29
302LF28093	FRAME DRIVE	30
302LF28101	PLATE DRIVE A	30
302LF28113	PLATE MOTOR DRIVE	30
302LF28121	JOINT DRIVE	29
302LF28130	BELT S2M-Z133	29
302LF28140	GEAR Z31R-Z20R	30
302LF28150	GEAR Z42L	30
302LF28161	PLATE EARTH ROLLER	29
302LF28171	PLATE SUPPORT SLIDER	29
302LF28181	SHAFT HANDLE	29
302LF28190	ARM LEVER RELAY	29
302LF28201	JOINT RELAY	29
302LF28210	JOINT HANDLE	29
302LF28223	HOUSING RELAY EXIT	31
302LF28230	GUIDE RELAY EXIT UPPER	31
302LF28241	GUIDE RELAY EXIT RIGHT	31
302LF28250	MOUNT RELAY EXIT	31
302LF28280	GEAR Z21S	29, 30
302LF28290	GEAR Z21S-Z40R	30
302LF28300	GEAR Z14S-Z30R	30
302LF28330	GEAR Z14S-Z35R	29
302LF28342	PULLEY P18-S2M	29, 31
302LF28350	ACTUATOR RELAY EXIT SW	31
302LF28360	GEAR PRESS DRIVE	29

Part.No. 部品番号	Description 部品名称	Fig.No.
302LF28370	CAP PRESS UNIT	29
302LF28380	GUIDE PRESS ROTARY	29
302LF28401	PLATE RELAY SOLENOID	31
302LF28410	LEVER RELAY SOLENOID	31
302LF28420	GEAR Z20R-P18	31
302LF28441	SPRING-COMPRESSION JOINT	29
302LF28450	BELT S2M-Z112	31
302LF28461	PLATE MOTOR PRESS DRIVE	30
302LF28472	ACTUATOR PRESS	30
302LF28500	SPRING-EXTENSION EARTH	29
302LF28510	HANDLE FRONT	29
302LF28531	PLATE EARTH EXIT	31
302LF28541	PLATE EARTH ROLLER A	31
302LF28560	GUIDE HARNESS	30
302LF28580	SPRING-TORSION HOOK	29
302LF28590	STOPPER RELAY	30
302LF28600	GUIDE DECURLER PIN	30
302LF28610	SPRING COMPRESSION RELAY	30
302LF28621	PLATE REINFORCEMENT EXIT	31
302LF28630	PLATE EARTH EXIT	31
302LF28640	STATIC-ELIMINATOR EJECT	31
302LF28650	GEAR Z30L DECURLER	29
302LF28661	PLATE EARTH RELAY B	31
302LF28720	SLIDER RELEASE	31
302LF28780	PLATE HINGE STOPPER	29
302LF28810	SPRING-TORSION RELAY EXIT	31
302LF28820	SHEET RELAY LOWER	29
302LF28840	SPRING-COMPRESSION RELAY EXIT	31
302LF31010	SHAFT DRUM DRIVE	24
302LF33290	SEAL DISPOSAL C	2
302LF33350	SPONGE INNER LOWER	4
302LF33410	DUCT ISU LOWER LEFT	26
302LF33440	SPONGE ISU LOWER A	26
302LF33450	SPONGE ISU LOWER B	26
302LF33480	DUCT CONTAINER RIGHT	4
302LF33500	DUCT ISU LOWER RIGHT	26
302LF33510	DUCT ISU RIGHT LOWER	26
302LF33520	DUCT ISU RIGHT UPPER	26
302LF33550	SPONGE ISU LOWER C	26
302LF33560	SPONGE ISU LOWER D	26
302LF33571	FILM ISU DUCT	26
302LF33580	FILM FEED UPPER	14
302LF33910	SEAL MIDDLE FEED	14
302LF39050	GUIDE WIRE FRONT PWB	11, 12, 20, 32
302LF39070	FILM WIRE ENGINE	33
302LF46170	WIRE LSU COOLING FAN	37
302LF46210	WIRE WASTE TONER TANK	37
302LF46230	WIRE FRONT LOW	37
302LF46311	WIRE DU LOW	16, 40
302LF46521	WIRE CONVEYING	15, 40
302LF46B30	WIRE GUIDE MOTOR	35

Part.No. 部品番号	Description 部品名称	Fig.No.
302LF46B40	WIRE OPEN SWITCH	35
302LF46B50	WIRE FEED SENSOR	35
302LF46B60	WIRE EXIT SENSOR	35
302LF94030	PARTS ROLLER RELAY EXIT MIDDLE SP	31
302LF94160	PARTS CLEANER REGIST ASSY SP	14
302LF94270	PARTS ROLLER PRESS DRIVE SP	29
302LF94280	PARTS ROLLER PRESS SP	29
302LF94430	PARTS ROLLER RELAY MIDDLE B SP	29
302LF94440	PARTS ROLLER RELAY EXIT LOWER B SP	31
302LH46330	WIRE HVU DLP	42, 43, 44, 45
302LK03A50	SPRING PIPE LOW	22
302MN04151	PLATE NUT M3	33
302N209030	ARM SIZE DETECTION	5
302N209040	SPRING CASSETTE EARTH	5
302N209050	CUSHION BOTTOM PLATE	5
302N217010	MOUNT DP HINGE	20
302N224010	SHAFT DRIVE MIDDLE	14
302N246080	WIRE INLET ASSY	32, 44
302N294010	PARTS MOTOR ISU SP	20
302N404410	PIN ISU FRONT	20
302N406010	PLATE FRAME UPPER	8, 9, 13
302N406030	PULLEY FEED	8, 9, 13, 63
302N406040	PULLEY RETARD	8, 9, 13, 63
302N406050	HOLDER PICKUP	8, 9, 13
302N406060	GUIDE FRONT LOWER	8, 9, 13
302N406070	SHAFT PICKUP PRIMARY	8, 9, 13
302N406100	GEAR Z32 FEED OW	8, 9, 13
302N406110	GEAR Z32 PICKUP	8, 9, 13
302N406120	ONEWAY-CLUTCH 6	8, 9, 13
302N406130	LEVER RETARD RELEASE	8, 9, 13
302N406140	SPRING RETARD LOCK	8, 9, 13
302N406150	FULCRUM-PIN RETARD	8, 9, 13
302N406160	LEVER RETARD LOCK	8, 9, 13
302N406170	GEAR Z28 FEED	8, 9, 13
302N408010	SHEET MPF F	18
302N408020	SHEET MPF R	18
302N433010	FILTER TOP	2, 63
302N439050	PLATE MAIN SW	32
302N439070	PLATE INLET B2	32
302N446280	WIRE PRIMARY FEED UNIT	13, 41
302N494211	PARTS PWB CURRENT AVE 100 ASSY SP	32
302N494230	PARTS PULLEY SET SP	8, 9, 13
302N729040	COVER INNER CONVEYING A	15
302N729050	COVER ARM	15
302N729060	ARM HOOK R	15
302N729671	COVER INNER CONVEYING FRONT	2
302N739010	PLATE INLET	32
302N739020	PLATE INLET A2	32
302N739040	COVER WIRE IH	32
302N902030	PIN COVER DRUM	21
302N904100	CLEANER CLOTH	51

Part.No. 部品番号	Description 部品名称	Fig.No.
302ND04980	COVER FILTER EXIT	2
302ND05540	SHEET OPERATION FUNCTION	62
302ND09050	COVER CURSOR F	5
302ND09060	LEVER CURSOR F	5
302ND09070	SPRING RELEASE CURSOR	5
302ND09080	RACK CURSOR F	5
302ND09130	LEVER CURSOR SET	5
302ND09240	LEVER CASSETTE SET	5
302ND09250	SPRING CASSETTE SET	5
302ND09320	SPRING CURSOR RACK	5
302ND09330	CURSOR END RACK R	5
302ND09340	CURSOR END RACK L	5
302ND09350	SPRING SIZE FIX E	5
302ND09390	HANDLE CASSETTE	5
302ND09450	REINFORCEMENT HANDLE	5
302ND34090	LABEL PAPER SIZE D	5
302ND34130	SHEET PAPER SIZE M B	62
302ND34170	SHEET PAPER SIZE M JP	62
302ND34180	SHEET PAPER MEDIA EN	62
302ND34370	SHEET PAPER MEDIA GER ITA	62
302ND34380	SHEET PAPER MEDIA FRA SPA	62
302ND34390	SHEET PAPER MEDIA PTB	62
302ND34400	SHEET PAPER MEDIA DUT RUS	62
302ND46500	CONN.CORD ASSY FFC CCD LED	46
302ND93120	PARTS MOUNT LED ASSY SP	20
302ND94040	PARTS DC MOTOR ASSY A SP	18
302ND94611	PARTS UNIT LOW VOLTAGE 100 SP	33
302ND94621	PARTS UNIT LOW VOLTAGE 200 SP	33
302ND94670	PARTS SSD SP	33
302ND94690	PARTS UNIT HIGH VOLTAGE FUSER SP	32
302ND94790	PARTS SPEAKER SP	33
302ND94800	PARTS SENSOR OPT SP	20
302NG94300	PARTS PWB SWITCH ASSY SP	3
302NH02170	FILM BASE CASSETTE	4
302NH04020	COVER FRONT UPPER B	3
302NH04040	COVER FRONT TOP	2
302NH04050	COVER WASTE BOTTLE	1
302NH04070	COVER RIGHT LOWER A	1
302NH04080	COVER ISU REAR	2
302NH04100	COVER RIGHT UPPER	3
302NH04110	COVER DECK LEFT	7
302NH04120	COVER DECK RIGHT	7
302NH04140	COVER REAR UPPER A	3
302NH04150	COVER REAR UPPER B	3
302NH04160	COVER RIGHT LOWER B	1
302NH04180	COVER CASSETTE	5
302NH04230	COVER CONTROLLER	2
302NH04240	HANDLE REAR COVER	3
302NH04270	MOUNT GLASS TABLE	2
302NH04300	COVER OPERATION REAR A	34
302NH04370	SHEET GLASS TABLE	2

Part.No. 部品番号	Description 部品名称	Fig.No.
302NH04380	HINGE WASTE COVER A	1
302NH04400	COVER ISU LEFT INNER	2
302NH04410	COVER LEFT LOWER	1
302NH04420	COVER RIGHT LOWER R	1
302NH04430	COVER ISU FRONT	20
302NH04440	COVER DECK REAR	6
302NH04450	COVER RIGHT LOWER M	6
302NH04460	COVER INNER CASSETTE L	1
302NH04470	COVER INNER CASSETTE R	1
302NH04480	LID RIGHT COVER	1
302NH04490	KEY POWER	3
302NH04500	LID LEFT COVER REAR	2
302NH04510	COVER ISU LEFT	20
302NH04520	COVER ISU RIGHT	20
302NH04530	COVER HANDLE	1
302NH04560	COVER ISU LEFT SUB	2
302NH04580	LID CONTROLLER	2
302NH04590	COVER INTERFACE	1
302NH06010	GUIDE FEED WIRE	14
302NH06020	PLATE FEED LOW	14
302NH06030	COVER FEED LOW	14
302NH06040	HANDLE FEED LOW	6, 14
302NH06050	LID SIDE FEED	14
302NH06060	COVER FEED LOW	6
302NH06070	HOLDER RETARD	8, 9, 13
302NH06080	PLATE FRAME LOWER	8, 9, 13
302NH06090	PLATE RETARD HOLDER	8, 9, 13
302NH06100	SPRING RETARD	8, 9, 13
302NH06290	HOLDER SENSOR FEED	14
302NH06610	GUIDE FEED LOW	14
302NH06980	SHAFT FEED LOW	8, 9, 13, 14
302NH06990	SHAFT ASSIST PULLEY	8, 9, 13
302NH08010	TRAY MPF A	19
302NH08020	TRAY MPF B	19
302NH08050	BASE LIFT	19
302NH08060	COVER CURSOR	19
302NH09010	CASSETTE BASE	5
302NH09020	RAIL CURSOR	5
302NH09030	CURSOR FRONT	5
302NH09040	CURSOR REAR	5
302NH09060	CURSOR END SUB	5
302NH09070	CURSOR END	5
302NH09100	CAM CURSOR RAIL	5
302NH09130	SHAFT CURSOR GEAR	5
302NH09150	LOCK REAR CURSOR	5
302NH09250	LEVER SIDE SW	5
302NH09340	STAY CASSETTE FRONT	4
302NH09360	PLATE CURSOR	5
302NH16010	TRAY EXIT A	28
302NH16020	TRAY EXIT B	28
302NH16030	TRAY EXIT C	28

Part.No. 部品番号	Description 部品名称	Fig.No.
302NH16040	TRAY EXIT D	28
302NH17380	GUIDE WIRE ISU	20
302NH17400	COVER ISU	20
302NH24040	COVER MOTOR MIDDLE	14
302NH24540	FRAME MIDDLE FEED	14
302NH24600	GEAR Z20S	14
302NH24630	GEAR Z60R-Z18S	14
302NH24640	GEAR Z18S IDLE	14
302NH25890	SPRING ROTATION	5
302NH28010	FRAME EXIT LOWER	27
302NH28020	PLATE EXIT LOWER	27
302NH28030	COVER RELAY EXIT	31
302NH28040	COVER RELAY	29
302NH28130	PLATE DRIVE FD	27
302NH28140	COVER EXIT FRONT	27
302NH28150	PLATE EARTH ROLLER F	27
302NH28300	PLATE REINFORCEMENT	31
302NH29010	COVER RIGHT FRONT	2
302NH29050	COVER DU	18
302NH29060	LEVER COVER RIGHT	15
302NH29070	COVER RIGHT	3
302NH29080	LID FILTER DU	18
302NH31080	GEAR Z35R	14
302NH31100	PIN FEED DRIVE	25
302NH31310	GEAR Z60R	14, 24
302NH31410	HOLDER FEED DRIVE	25
302NH31420	PLATE FEED DRIVE	25
302NH31440	SHAFT FEED	25
302NH31490	GEAR Z61R-Z35R	25
302NH31510	GEAR Z64R	25
302NH31530	COUPLING DRIVE	25
302NH31540	PLATE EARTH FEED	25
302NH31550	GEAR Z35R	25
302NH33010	DUCT ISU REAR LEFT LOW	26
302NH33020	DUCT ISU REAR LEFT UP	26
302NH33051	LID DISPOSAL B	62
302NH33060	COVER FILTER LEFT SIDE	3
302NH33080	LID DISPOSAL	3
302NH34100	LABEL OPERATION JP	34
302NH34110	LABEL OPERATION EN	34
302NH34120	LABEL OPERATION NL	62
302NH34130	LABEL OPERATION FRA	62
302NH34140	LABEL OPERATION SPA	62
302NH34150	LABEL OPERATION PTB	62
302NH34300	LABEL SW CAUTION JP	1
302NH34310	LABEL SW CAUTION EN	1
302NH34340	LABEL PAPER SIZE 18	5
302NH34350	LABEL SW CAUTION SET B	62
302NH34400	LABEL POWER CABLE CAUTION JP	1
302NH34450	LABEL SW CAUTION SET A	62
302NH34500	LABEL MPF CAUTION A	19

Part.No. 部品番号	Description 部品名称	Fig.No.
302NH34510	LABEL MPF CAUTION B	3
302NH34520	LABEL MPF PAPER LIMIT	19
302NH34530	LABEL MPF SIZE INDICATOR ME	19
302NH34540	LABEL MPF SIZE INDICATOR IN	19
302NH34550	LABEL MPF PUSH	3
302NH34700	LABEL CASSETTE OPERATION	5
302NH34710	LABEL PAPER SIZE A	5
302NH34720	LABEL PAPER SIZE B	5
302NH34730	LABEL CASSETTE PAPER MAX	5
302NH34750	LABEL CASSETTE CURSOR OPERATION	5
302NH34760	LABEL DECK PAPER LIMIT	7
302NH34770	LABEL DECK PAPER DIRECTION	7
302NH34780	LABEL DECK OPERATION B	7
302NH34790	SHEET PAPER SIZE I D	62
302NH34800	SHEET PAPER SIZE M D	62
302NH39010	SHIELD BOX	33
302NH39020	BRACKET MAIN	33
302NH39030	HOLDER FAN MAIN	33
302NH39060	PLATE PWB LVU	33
302NH39320	GUIDE WIRE ISU	32
302NH39330	GUIDE WIRE IH	32
302NH39370	LID SHIELD BOX	3
302NH39380	GUIDE WIRE INLET	32
302NH39390	GUIDE WIRE USB B	20
302NH39400	MOUNT USB PWB	33
302NH39410	PLATE OPTION COIN-VENDOR	33
302NH39480	SPRING CONTACT FUSER SET	32
302NH44090	CLUTCH 50 Z35R	8, 18, 25
302NH46020	CONN.CORD ASSY FUSER MOTOR H	24, 39
302NH46070	CONN.CORD ASSY IH RELAY	38
302NH46200	CONN.CORD ASSY LIFT MOTOR	39, 41
302NH46220	CONN.CORD ASSY REGIST MOTOR	39
302NH46260	CONN.CORD ASSY FEED JOINT	41
302NH46270	CONN.CORD ASSY FFC MAIN-ENGINE	46
302NH46280	CONN.CORD ASSY CURRENT PWB	45
302NH46300	CONN.CORD ASSY CASSETTE HEATER Z	42, 43, 44, 45
302NH46320	CONN.CORD ASSY INLET ASSY 1	32, 43, 44, 45
302NH46330	CONN.CORD ASSY EXIT	27, 37
302NH46340	CONN.CORD ASSY FEED CLUTCH	41
302NH46350	CONN.CORD ASSY FEED MOTOR	41
302NH46360	CONN.CORD ASSY GUIDE FEED MIDDLE	41
302NH46370	CONN.CORD ASSY INTERLOCK	38, 42, 43, 44, 45
302NH46380	CONN.CORD ASSY MAIN SWITCH	42, 43, 44, 45
302NH46410	CONN.CORD ASSY BRIDGE JOINT	35
302NH46450	CONN.CORD ASSY FUSER JOINT	38
302NH46500	CONN.CORD ASSY ENGINE-MAIN	46
302NH46510	CONN.CORD ASSY JOBSEPARATOR JOINT	38, 39
302NH46520	CONN.CORD ASSY ISU	46
302NH46530	CONN.CORD ASSY DP	46
302NH46550	CONN.CORD ASSY TONER DUCT FAN A JOINT	3, 39
302NH46560	CONN.CORD ASSY MAIN SWITCH E	42, 43, 45

Part.No. 部品番号	Description 部品名称	Fig.No.
302NH46580	CONN.CORD ASSY HDD POWER	46
302NH46590	CONN.CORD ASSY USB HUB	47
302NH46610	CONN.CORD ASSY MAIN-OPERATION	47
302NH46620	CONN.CORD ASSY CONT FAN	47
302NH46630	CONN.CORD ASSY FFC KUIO	48
302NH46640	CONN.CORD ASSY KUIO POWER	48
302NH46710	CONN.CORD ASSY GUIDE FEED LOW	14, 41
302NH46720	CONN.CORD ASSY PANEL DATA	47
302NH46730	CONN.CORD ASSY IH PWB	38
302NH46860	CONN.CORD ASSY DPIF	46
302NH46990	CONN.CORD ASSY FFC MAIN-ENGINE 2	46
302NH46A20	CONN.CORD ASSY FUSER HVU2	41
302NH46A70	CONN.CORD ASSY BRIDGE INTERFACE	35
302NH93010	CT-8720	5
302NH93110	FK-8740IH	23
302NH93120	FK-8745IH	23
302NH93160	DP UNIT SP	50
302NH93190	PARTS STORAGE DEVICE SP	33
302NH93210	FEED DRIVE H UNIT	25
302NH93230	PARTS IMAGE SCANNER ASSY SP	20
302NH94081	PARTS DISPOSAL UNIT(M3) SP	3, 63
302NH94120	PARTS EXIT UNIT A SP	27
302NH94130	PARTS ROLLER EXIT SP	27
302NH94140	PARTS MOTOR-BL INNER W10 SP	14, 24, 25
302NH94150	PARTS FUSER DRIVE UNIT SP	24
302NH94160	PARTS GUIDE FEED MIDDLE ASSY SP	14
302NH94170	PARTS TERMINAL HV FUSER ASSY SP	32
302NH94180	PARTS IH BOX ASSY (M/E) SP	32
302NH94190	PARTS IH BOX ASSY (M/J) SP	32
302NH94211	PARTS OPERATION UNIT SP	34
302NH94220	PARTS PRIMARY FEED UNIT HI SP	13
302NH94250	PARTS PRIMARY FEED UNIT DECK SP	8, 9
302NH94260	PARTS MPT TRAY UNIT SP	19
302NH94280	PARTS DRIVE UNIT SP	11
302NH94300	PARTS PWB FRONT DECK ASSY SP	12
302NH94350	PARTS ROLLER FEED LOW SP	14
302NH94360	PARTS MOTOR LIFT ASSY SP	32
302NH94410	PARTS CONTACT-GLASS ASSY(I) SP	20
302NH94420	PARTS CONTACT-GLASS ASSY(C) SP	20
302NH94460	PARTS FILTER FAN ASSY(Z) SP	2
302NH94480	PARTS FUSER DISCHARGER NEEDLE UNIT SP	23
302NH94510	PARTS FFC CCD SET SP	46
302NJ02110	RAIL DLP	21
302NJ02120	RETAINER DLP DRIVE	21
302NJ02130	ARM RAIL R	21
302NJ02140	LID ARM RAIL	21
302NJ02190	SEAL ARM RAIL R	21
302NJ03011	SCREW WASTE	22
302NJ03521	PLATE MOTOR WT	22
302NJ03720	RAIL CONTAINER R	4
302NJ04010	COVER LEFT UPPER	2

Part.No. 部品番号	Description 部品名称	Fig.No.
302NJ04020	COVER INNER	3
302NJ04031	COVER REAR LOWER	3
302NJ04070	COVER FRONT UPPER A	1
302NJ14300	SPONGE ARM RAIL A	21
302NJ14310	SPONGE ARM RAIL B	21
302NJ22240	SHEET ID SENSOR	16
302NJ24010	HOLDER CONTACT BELT	16
302NJ24050	SPRING CONTACT BELT UNIT	16
302NJ24070	SPRING CONTACT TRANSFER	16
302NJ29010	GUIDE UNIT F	15
302NJ31610	PLATE REGIST DRIVE	24
302NJ34010	SHEET EMBLEM 8002I	3
302NJ34020	SHEET EMBLEM 7002I	3
302NJ34900	LABEL TONER OPERATION	1
302NJ46010	CONN.CORD ASSY FEED2	39, 42, 43, 44, 45
302NJ46020	CONN.CORD ASSY RETAINER JOINT	37
302NJ46030	CONN.CORD ASSY CONTAINER JOINT	36
302NJ46051	CONN.CORD ASSY EXIT FAN	37
302NJ46070	CONN.CORD ASSY FRONT POWER	36, 37
302NJ46080	CONN.CORD ASSY DLP MOT	39
302NJ46100	CONN.CORD ASSY DEVELOPER JOINT	37
302NJ46110	CONN.CORD ASSY DRUM MOT	24, 39
302NJ46120	CONN.CORD ASSY HVU MAIN	35, 39, 42, 43, 44, 45
302NJ46150	CONN.CORD ASSY TONER DUCT FAN A	39
302NJ46180	CONN.CORD ASSY EH	35, 42, 43, 44, 45
302NJ46200	CONN.CORD ASSY PF JOINT	35
302NJ46220	CONN.CORD ASSY FD LVU AC	49
302NJ46250	CONN.CORD ASSY ISU SENSOR	46
302NJ46260	CONN.CORD ASSY FD ENGINE I/F	49
302NJ46270	CONN.CORD ASSY LVU FEED Z	42, 43, 44, 45, 46
302NJ46280	CONN.CORD ASSY CONTAINER MOTOR	25, 36
302NJ46290	CONN.CORD ASSY DU SENSOR	40
302NJ46300	CONN.CORD ASSY HUMIDITY SENSOR	37
302NJ93011	DV-6720	21, 63
302NJ93021	DK-6720	21, 63
302NJ93031	MC-6720	21
302NJ93043	FK-6720	23, 63
302NJ93052	FK-6721	23, 63
302NJ93062	FK-6722	23, 63
302NJ93070	LK-6721	20
302NJ93090	DRUM DRIVE H UNIT	24
302NJ94010	PARTS PWB MAIN ASSY SP	33
302NJ94020	PARTS CONT DRIVE UNIT K SP	25
302NJ94031	PARTS CONVEYING UNIT (Z) SP	15, 16, 17
302NJ94040	PARTS COVER INNER ASSY SP	3
302NJ94050	PARTS DLP MOTOR ASSY(Z) SP	24
302NJ94060	PARTS PWB ENGINE ASSY SP	33
302NJ94070	PARTS PWB FRONT MONO ASSY SP	33
302NJ94080	PARTS PWB LSU JUNC MONO ASSY SP	33
302NJ94090	PARTS UNIT HIGH VOLTAGE MAIN SP	33
302NJ94100	PARTS INNER UNIT SP	22

Part.No. 部品番号	Description 部品名称	Fig.No.
302NJ94110	PARTS PWB FEED ASSY SP	33
302NJ94120	PARTS PWB RFID ASSY SP	25
302NJ94140	PARTS PWB MAIN ASSY EU SP	33
302NJ94160	PARTS DEHUMIDIFINR 120 SET SP	59
302NJ94170	PARTS DEHUMIDIFINR 240 SET SP	59
302NJ94200	PARTS FUSER SENSOR ASSY SP	32
302NJ94211	PARTS BELT ASSY SP	17, 63
302NJ94221	PARTS BELT ASSY KDA SP	17, 63
302NJ94231	PARTS CONVEYING UNIT (Z) KDA SP	15, 16, 17
302NJ94240	PARTS FFC LSU SET SP	36
302NJ94250	PARTS FFC APC SET SP	36
302NJ94260	PARTS PIPE WASTE ASSY SP	22
302NJ94270	PARTS COVER DRUM ASSY SP	21
302NJ94280	PARTS MOTOR WT ASSY SP	22
302NJ9J011	DV-6720(J)	21, 63
302NT09060	SPRING CURSOR SET	5
302R408220	STOPPER BYPASS TABLE	19, 28
302R694060	PARTS ID SENSOR ASSY SP	16
302RH05210	SPONGE LCD A	34
302RH05220	SPONGE LCD B	34
302RH05230	SPONGE LCD C	34
302RH05240	SPONGE LCD D	34
302RH05360	COVER OPERATION D	34
302RH05370	HOLDER WIRE OPERATION	34
302RH31150	BUSH DRIVE	24
302RH34040	LABEL OPERATION CAUTION A	2
302RH34050	LABEL OPERATION CAUTION B	2
302RH39220	PLATE OPTION	33
302RH44030	HEATER DEHUMIDIFIER 100	4, 12
302RH44040	PARTS HEATER DEHUMIDIFIER 120	59
302RH44050	PARTS HEATER DEHUMIDIFIER 240	59
302RH94020	PARTS PWB USB HUB ASSY SP	33
302RH94030	PARTS PWB PANEL MAIN ASSY SP	34
302RH94040	PARTS PWB OPERATION ASSY SP	34
302RH94050	PARTS PWB NFC ASSY SP	34
302RH94060	PARTS LCD OPERATION SP	34
302RH94070	PARTS TABLET OPERATION SP	34
302RH94240	PARTS AC CORD EU SP	32
302RK93010	LK-6720	20
302WA33010	FILTER TOP	2, 63
302WA34010	SHEET EMBLEM 9002	3
302WA93010	LK-6722	20
302WA94010	PARTS PWB ENGINE ASSY SP	33
303H316360	SPRING CONVEYING	55
303H607131	BUSHING PF HOLDER	56
303H607280	PULLEY TENSION	56
303H622331	GEAR 20/65 IDLE	57
303J902371	CUSHION ORIGINAL MAT	54
303JC04201	PLATE ORIGINAL	51
303JX02090	SPRING PUSH SW	52
303JX02391	SHAFT ANGLE RESTRICTION	52

2NJ/2RK/2WA-6

Part.No. 部品番号	Description 部品名称	Fig.No.
303JX06070	PINION GEAR	53
303JX06090	SENSOR EARTH	53
303JX07400	TORQUE LIMITER FEED	56
303JY24640	SPRING RELEASE COVER	28
303JY37220	STATIC ELIMINATOR CURSOR	7
303K502130	STATIC ELIMINATOR EJECT	56
303LL02150	HOLDER SPRING PUSH SW	52
303LL02180	HOLDER WIRE A	57
303LL02190	PIN PF COVER	55
303LL02330	HOLDER WIRE D	14, 18, 20, 30, 32, 57
303LL02380	PLATE GUIDE HINGE	52
303LL02410	MOUNT CUSHION	52, 54
303LL02430	SPRING PUSH MAT	52, 54
303LL02520	GROUND PLATE HINGE	52
303LL02531	CUSHION ORIGINAL MAT	54
303LL06090	MOUNT ORIGINAL SENSOR	53
303LL07130	SHAFT REGISTRATION PULLEY	55
303LL07170	SPRING REGISTRATION	55
303LL07190	PULLEY SEPARATION	56
303LL07471	SPRING PF	19
303LL07521	TORQUE-LIMITER 400	18
303LL07531	BELT PF	56
303LL24190	PULLEY GUIDE READING	54, 56
303LL31330	PULLEY 38 CONVEYING	54
303LL31390	SPRING TENSION CONV	54
303LL31440	GEAR Z27R ONEWAY	18
303LL31450	GEAR Z27R	18
303LL31520	PLATE TENSION EJECT	54
303LL94032	PARTS MAT ASSY	51
303M402021	HINGE LEFT	52
303M402031	HINGE RIGHT	52
303M402060	STAY CONVEYING	54
303M402070	STAY LOOP UPPER	56
303M402100	MOUNT TIMING SW	54
303M402111	HOLDER FAN	54
303M402170	PLATE ANGLE	52
303M402180	PLATE HINGE UPPER	52
303M402190	STAY EJECT TRAY	52
303M402200	PLATE GUIDE HINGE	52
303M402210	PIN TABLE	53
303M404070	COVER HINGE LEFT	52
303M406031	RACK TABLE	53
303M406050	LEVER LIFT	53
303M406060	SHAFT LIFT	53
303M406070	GEAR LIFT Z30	53
303M406080	BUSH TABLE	53
303M406130	COVER TABLE REAR	53
303M406160	TORQUE-LIMITER 1000	57
303M407011	GUIDE UPPER	56
303M407021	COVER PF ROLLER	56
303M407030	HOLDER LF	56

Part.No. 部品番号	Description 部品名称	Fig.No.
303M407040	HOLDER PF	56
303M407050	COLLAR PF B	56
303M407060	SHAFT BELT	56
303M407070	SHAFT PF	56
303M407080	PULLEY 20	56
303M407090	BELT 172 LF	56
303M407101	GUIDE LOWER PF	56
303M407110	GEAR Z33	56
303M407140	MOUNT SENSOR RX	56
303M407150	SPRING EARTH	56
303M407160	SPRING HOLDER LF	56
303M407200	PULLEY HOLDER LF	56
303M407210	SHAFT LF	56
303M407220	PULLEY 20 LF	56
303M407231	HOOK COVER	56
303M407240	SHAFT HOOK	56
303M407260	GUIDE REGIST UPPER	55
303M407270	ARM CIS ROLLER FRONT	55
303M407291	GUIDE CIS ROLLER	55
303M407300	LENS LED	51
303M407310	LEVER HANDLE	55
303M407330	PLATE EARTH CIS ROLLER	55
303M407340	PLATE PF COVER FRONT	55
303M407350	PLATE PF COVER REAR	55
303M407360	SHAFT CIS IDLE	55
303M407370	HOLDER REGIST PULLEY	55
303M407380	STRAP PF COVER	55
303M407410	SHEET CIS ROLLER	55
303M407421	SPRING HOOK FRONT	56
303M407440	SHAFT PULLEY TENSION	56
303M407450	SLIDER TENSION	56
303M407480	PULLEY LF	56
303M407510	COVER PF FRONT	55
303M407530	HOLDER GEAR	55
303M407540	SPRING BELT TENTION	56
303M407550	PLATE EARTH SHAFT PF	56
303M424060	GUIDE REGIST LOWER	54
303M424130	MOUNT CIS SW	55
303M424170	GUIDE CONV RIGHT	54
303M424180	STAY CONV RIGHT	54
303M424190	HOLDER LEFT PULLEY	54
303M424200	SHEET LEFT READING	54
303M424210	GUIDE LEFT READING	54
303M424221	GUIDE CONV LEFT	54
303M424231	GUIDE EJECT LOWER	56
303M424240	SHAFT CIS IDLE	55
303M424251	GUIDE READING	54
303M424261	HOLDER READ PULLEY	54
303M424270	GUIDE CONVEYING LOW	54
303M424280	PLATE EARTH CONV LOWER	54
303M424290	PLATE EARTH SHD PWB	55

Part.No. 部品番号	Description 部品名称	Fig.No.
303M424300	PULLEY REGISTRATION BK	55
303M424310	PULLEY REG B BK	55
303M424340	SHAFT CIS PULLEY	55
303M424350	HOLDER CIS PULLEY	55
303M424400	PULLY CIS ROLLER	55
303M424420	SPRING CIS PULLEY	55
303M424440	SHEET GUIDE CONV LEFT	54
303M429020	GUIDE EJECT UPPER	56
303M429030	PLATE EARTH EJECT	56
303M429040	ACTUATOR EJECT SW	56
303M431013	MOUNT PF DRIVE	57
303M431021	PLATE PF DRIVE	57
303M431040	GEAR Z22 ONEWAY	57
303M431050	GEAR Z35	57
303M431060	GEAR Z20 P48	57
303M431090	GEAR Z30 Z23	57
303M431101	GEAR Z43 Z22	57
303M431110	GEAR Z26	54
303M431120	BELT 146	20, 57
303M431141	MOUNT LIFT DRIVE	57
303M431150	COVER LIFT DRIVE	57
303M431200	MOUNT LOOP DRIVE	57
303M431230	PIN LIFT DRIVE A	57
303M431270	BELT 60S1.5M326	54
303M431280	KNOB JAM REMOVAL	54
303M431290	BELT 60S1.5M161	57
303M431300	MOUNT CONV MOTOR A	57
303M431311	MOUNT CONV MOTOR B	57
303M431320	PULLEY 48 CONV HIGH	54
303M431340	GEAR 22 CIS IDLE	54
303M431360	SHAFT PF DRIVE C	57
303M431390	SHAFT PF DRIVE F	57
303M431400	GEAR Z25 Z19	57
303M431410	MOUNT INTERLOCK SW	57
303M431440	GEAR EXIT Z43 Z20	57
303M434040	LABEL C	51
303M446040	WIRE TABLE UNIT	58
303M446050	WIRE MOTOR1	58
303M446080	WIRE FRONT	58
303M446100	WIRE CIS FAN	58
303M446110	WIRE SHD	58
303M446120	WIRE CISTMG	58
303M446150	WIRE FAN	58
303M494041	PARTS MOTOR CONVEYING SP	57
303M494060	PARTS ROLLER CIS SP	55
303M494070	PARTS ROLLER REGISTRATION SP	54
303M494080	PARTS ROLLER CONVEYING UPPER SP	54
303M494090	PARTS ROLLER CONVEYING LEFT SP	54
303M494100	PARTS ROLLER CONVEYING RIGHT SP	54
303M494110	PARTS ROLLER EJECT SP	56
303M494120	PARTS GEAR Z42 SP	57

Part.No. 部品番号	Description 部品名称	Fig.No.
303M494130	PARTS GEAR JOINT Z20 Z65 SP	57
303M494150	PARTS PWB TX ASSY SP	56
303M494160	PARTS PWB RX ASSY SP	56
303M494182	PARTS MOTOR REGISTRATION SP	57
303M494190	PARTS PWB TX-RX SET SP	56
303M494200	PARTS GUIDE SEPARATE ASSY SP	56
303M824121	HOLDER RIGHT PULLEY	54
303M824130	SHAFT GUIDE READING	54, 56
303M824140	SPRING GUIDE READING	54
303M824160	GUIDE RIGHT READING	54
303M824200	SHAFT PULLEY	54
303M824210	PULLEY CONVEYING BK	54
303M894100	PARTS PWB LED ASSY SP	51
303M894260	PARTS SENSOR OPT SP	8, 9, 10, 13, 18, 53, 54, 56
303M894271	PARTS PWB SIZE DETECTION ASSY SP	53
303MA16290	SPRING PULLEY JS	28
303MA16570	HOOK LEVER JAM JS F	28
303MA16580	HOOK LEVER JAM JS R	29
303MW07060	FILM TORQUE LIMITER	56
303MX02022	CUSHION ORIGINAL MAT A	51
303NA06110	SPRING PICK UP	54
303NB24210	HOLDER MAGNET	2, 22
303NB94190	PARTS GUIDE RELAY EXIT SHEFT SP	31
303NF02122	PLATE LOW	6
303NF02330	PLATE FULCRUM	62
303NF04140	COVER CONNECTOR HEATER	4, 12, 59
303NF06011	GUIDE HF LOWER	10
303NF06020	RAIL HF LEFT	10
303NF06030	GUIDE HF LEFT	10
303NF06040	ACTUATOR HF	10
303NF06050	PLATE HF L	10
303NF06060	PLATE HF ROLLER	10
303NF06070	SLIDER HF RAIL	10
303NF06080	GUIDE HF UPPER	10
303NF06090	GUIDE JUNCTION VF	8
303NF06110	GUIDE UPPER MID	12
303NF06120	GUIDE LOWER MID	12
303NF06131	GUIDE VF RIGHT	8
303NF06141	GUIDE VERTICAL	6
303NF06170	LEVER SW	6
303NF06180	LEVER HF UPPER	10
303NF06210	ACTUATOR VF SENSOR	8
303NF06220	MOUNT SENSOR VF	8
303NF06230	PLATE EARTH VF	8
303NF06240	COVER MIDDLE	8
303NF06260	LID WIRE	10
303NF06270	PIN HF LOWER	10
303NF06282	RAIL HF LOWER	10
303NF06302	SLIDER HF FRONT	10
303NF06310	STAY GUIDE UPPER	10
303NF06320	SPRING DECK FEED	10

2NJ/2RK/2WA-6

Part.No. 部品番号	Description 部品名称	Fig.No.
303NF06340	CUSHION ACTUATOR	10
303NF06350	SHEET SOLENOID	8, 9, 13
303NF10013	DECK CASSETTE	7
303NF10051	PLATE LIFT DECK	7
303NF10070	CURSOR END DECK	7
303NF10080	CURSOR DECK FRONT	7
303NF10091	CURSOR DECK REAR	7
303NF10100	PLATE DECK SUB	7
303NF10110	MOUNT CURSOR	7
303NF10130	SHAFT DECK LIFT	7
303NF10150	PLATE WIRE LOCK	7
303NF10180	WIRE LIFT A	7
303NF10190	WIRE LIFT B	7
303NF10220	STOPPER PULLEY	7
303NF10250	PIN CURSOR LOCK	7
303NF10300	PULLEY LIFT WIRE	7
303NF10320	HOLDER PULLEY	7
303NF10390	MOUNT CURSOR ADJUST	7
303NF10410	CURSOR END SUB	7
303NF10420	PLATE EARTH FRONT	7
303NF10430	PLATE EARTH REAR	7
303NF10440	WIRE EARTH A	7
303NF10450	WIRE EARTH B	7
303NF10530	PLATE DECK SUB	7
303NF10550	GEAR DAMPER 100	7
303NF10560	MOUNT DECK DAMPER	7
303NF10570	SPRING LIFT STOPPER	7
303NF31011	HOUSING MAIN DRIVE	11
303NF31130	PIN FEED DRIVE	11
303NF34011	LABEL DECK OPERATION A	7
303NF34060	LABEL DECK SIZE B	7
303NF34080	LABEL DECK SIZE D	7
303NF34100	LABEL DECK B1	10
303NF34110	LABEL DECK B2	10
303NF39052	MOUNT PWB MAIN	12
303NF94070	PARTS ROLLER CONVEYING VF SP	8
303NF94100	PARTS ROLLER CONVEYING DECK SP	10
303NF94130	PARTS DEHUMIDIFINR 120 SET SP	59
303NF94140	PARTS DEHUMIDIFINR 240 SET SP	59
303NF94162	PARTS GUIDE VF RIGHT SET SP	8
303NJ06050	STRAP	6
303NJ31120	PIN FEED DRIVE	29, 30, 31
303NJ46080	WIRE VERTICAL 1	8
303NM16010	FRAME EXIT	28
303NM16020	GUIDE EXIT A	28
303NM16030	GUIDE EXIT B	28
303NM16041	PLATE EXIT F	28
303NM16050	PLATE EXIT R	28
303NM16060	PLATE EXIT LOWER	28
303NM16070	SHAFT LEVER EXIT	28
303NM16080	LEVER EXIT RIGHT	28

Part.No. 部品番号	Description 部品名称	Fig.No.
303NM16130	GEAR Z46R Z21S IDLE	28
303NM16140	GEAR Z15S	28
303NM16150	COVER PWB EXIT	28
303NM16170	SPRING-TORSION GUIDE F	28
303NM16180	SPRING-TORSION GUIDE R	28
303NM16190	SPRING EARTH A	28
303NM16200	ARM FEED SHIFT	28
303NM16210	SPRING-EXTENSION	28
303NM16220	COVER EXIT F	28
303NM16240	SPRING EARTH B	28
303NM16250	PLATE GUIDE LOWER	28
303NM16260	STAY GUIDE LOWER	28
303NM16271	COVER UPPER	28
303NM16280	ACTUATOR EXIT	28
303NM16290	HOLDER SENSOR	28
303NM16300	ARM SENSOR	28
303NM46010	WIRE INTERFACE	39
303NM46020	WIRE JOB SEPARATOR	39
303NM94010	PARTS ROLLER EXIT RIGHT SP	28
303NM94020	PARTS SOLENOID JS SP	28
303NS24410	SCREW PLATE DF	60
303NV02070	CUSHION BASE	52
303NV07020	COLLAR PF C	56
303NW24012	HOUSING CIS	55
303NW24020	GLASS CIS	55
303NW24030	STOPPER CIS GLASS	55
303NW24050	SPACER CIS	55
303NW46011	WIRE FEED UNIT	58
303NW94040	PARTS SENSOR OPT. SP	54, 55, 56
303NW94050	PARTS SENSOR OPT. SP	53
303NW94060	PARTS SENSOR OPT. SP	53
303P624020	SHEET CIS GLASS	55
303PX94010	PARTS DC MOTOR ASSY SP	22
303R446080	WIRE CIS DATA	46
303R702100	TRAY SLIDE	52
303R702110	STOPPER EJECT	52
303R702180	SPONGE ORIGINAL MAT A	54
303R704070	LID REAR COVER	51
303R724150	HOLDER LENS	51
303R802010	ACTUATOR ISU SW	52
303R802020	SPACER CUSHION	54
303R804010	TRAY EJECT	52
303R804020	COVER LEFT	51
303R804030	COVER INNER	51
303R804040	HANDLE COVER PF	55
303R804051	COVER PF	55
303R804060	COVER FRONT TOP	51
303R804070	COVER REAR LEFT	51
303R804080	COVER REAR RIGHT	51
303R804090	COVER FRONT BOTTOM	51
303R804100	COVER PF BOTTOM	55

Part.No. 部品番号	Description 部品名称	Fig.No.
303R804110	COVER WIRE INTERFACE	51
303R804120	COVER HINGE RIGHT	52
303R804130	COVER BOTTOM RIGHT	52
303R804140	COVER HINGE BOTTOM	51
303R806010	CURSOR FRONT	53
303R806020	CURSOR REAR	53
303R806030	BASE TABLE	53
303R806040	COVER CURSOR	53
303R806050	TABLE LIFT	53
303R806060	COVER TABLE	53
303R824010	PLATE EARTH CIS FRONT	55
303R824020	PLATE EARTH CIS REAR	55
303R829010	SHAFT EXIT	56
303R834010	LABEL CAUTION HINGE	51
303R834020	LABEL SIZE INDICATOR	55
303R834030	LABEL ORIGINAL MAX	53
303R834040	LABEL FACE UP JP	53
303R834050	LABEL FACE UP EN	53
303R834060	LABEL FACE UP US	53
303R834070	LABEL CAUTION JP	53
303R834080	LABEL CAUTION US	53
303R834090	LABEL CAUTION IN	53
303R834100	LABEL CAUTION ME	53
303R834110	LABEL JAM	56
303R834120	LABEL CAUTION NL	53
303R834130	LABEL FACE UP NL	53
303R834190	LABEL CLEANING	62
303R846010	WIRE INTERFACE	46, 58
303R846020	WIRE INTERFACE VIDEO	55, 58
303R846030	WIRE LED	58
303R894010	PARTS CIS HIGH SP	55
303R894020	PARTS PWB SHD ASSY SP	55
303R894030	PARTS PWB DRIVER ASSY SP	57
303R894040	PARTS IC.EEPROM SP	57
303R894050	PARTS PWB DPIF ASSY SP	33
303RB09010	COVER CASSETTE LABEL 3	7
303RC04020	COVER DECK HANDLE RIGHT	7
303RC04030	COVER DECK HANDLE LEFT	7
303RC09010	COVER CASSETTE LABEL 4R	7
303RC34020	SHEET PAPER SIZE I C	62
303RR94010	PARTS WIFI UNIT SP	33, 61
303RT94010	PARTS PWB 10KEY ASSY SP	61
309AN02030	COVER KEYBOARD TOP	61
309AN02040	COVER KEYBOARD BOTTOM	61
309AN02050	COVER REAR TOP A	61
309AN02060	COVER REAR BOTTOM A	61
309AN02070	COVER REAR BOTTOM B	61
309AN02080	COVER REAR TOP B	61
3A707290	PAD,LIFT	7, 53
3CY06030	RETAINER M4	1, 60
3CZ02230	PIN,HOOK FULCRUM	54, 57

Part.No. 部品番号	Description 部品名称	Fig.No.
3H327410	SENSOR,CONVEYING	14
3H610240	FELT DUPLEX	18
3H622020	GEAR CIS ROLLER 20	56
3H622160	GEAR 20 JOINT	57
3HK22040	GR 33 CONV	57
3HL06090	CUSHION CURSOR	53
3HL06110	TERMINAL PAPER SIZE	19, 53
3HL07190	BELT 150S2M,PAPER FEED	31
3HL07240	SPRING HOOK	15
3HL10090	SPRING,LF SHIFT GUIDE	31
5AAVCLTCH018	ONE WAY CLUTCH /A-49 MPF A4	18
5MVL177DN001	RING STOPPER 4	56
5MVL177DN002	RING STOPPER 6	56
5MVX111DN003	RING STOPPER /A-49 FEED A4	1, 5, 8, 9, 10, 11, 13, 14, 18, 21, 25, 27, 28, 29, 31, 52, 54, 55, 56, 57
5MVX111DN007	STOPPER 3 /2BT1107 A4	30, 56
63212210	STATIC ELIMINATOR,EJECT	28, 31
65815060	IDLE GEAR 40,TONER SUPPLY	19
66127010	SWITCH,COVER OPEN	16
75712080	MIRROR HOLDER	20
7AAACCAS+10H001	AC CORD ASSY AS	32
7AAACCJP+15H010	AC CORD ASSY JP	32
7AAACCUS+20H003	AC CORD ASSY US	32
7BC46042A050H01	CUT WASHER 4.2X10.0X0.5T	29
7BE006103431H01	BEARING MR106ZZ	16
7BE006103R31H01	BEARING MF106ZZ	29, 31
7BE006124431H01	BEARING MR126ZZ	29
7BE006155J31H01	BEARING 696ZZNR	14
7BE008165431H01	BEARING 688ZZ	54
7BE010197431H01	BEARING 6800ZZ(7MM)	24
7NXGP1A173LCH01	SENSOR OPT.	18, 19, 22, 27, 28, 30, 31
7NXGP1S173LCH01	SENSOR OPT.	20
7SC020204+++H01	SW.SEESAW	32
7SP01000006+H01	SW.PUSH	14, 19, 30, 31, 32
7YBED7C9V901H01	FERRITE CORE	25
7YBFG050K002H01	FERRITE CORE	20
7YZM110001++H01	ACCESS.BUSHING	32, 54
7YZM120001++H01	ACCESS.BUSHING	32
7YZM210005++H01	ACCESS.EDGING	54
7YZM210006++H01	ACCESS.EDGING	14, 15, 16, 27, 32, 54
7YZM210010++H01	ACCESS.EDGING	22, 32, 33
7YZM210011++H01	ACCESS.EDGING	33
7YZM390002++H01	ACCESS.CLAMP	22
7YZM390011++H01	ACCESS.CLAMP	33
7YZM510007++H01	ACCESS.SPACER	32, 33
7YZM510019++H01	ACCESS.SPACER	55
7YZM510022++H01	ACCESS.SPACER	32
7YZM610001++H01	ACCESS SADDLE	4, 12, 15, 16, 22, 24, 25, 32, 59
7YZM610002++H01	ACCESS SADDLE	4, 12, 14, 33
7YZM610003++H01	ACCESS SADDLE	20, 32, 33
7YZM610007++H01	ACCESS.SADDLE	1, 3, 14, 15, 25, 54, 57

PF-7120

Rev.4
June 2018

—— CONTENTS / 目次 ——

FIG. 1	Covers	2
FIG. 2	Frames	4
FIG. 3	Paper Cassettes	6
FIG. 4	Paper Feed Section 1-1	8
FIG. 4	Paper Feed Section 1-2	10
FIG. 5	Drive Section & Electrical Components	12
FIG. 6	Wire Section	14
FIG. 7	Accessories & Options	16
	· INDEX / 索引.....	18

FIG. 1 Covers

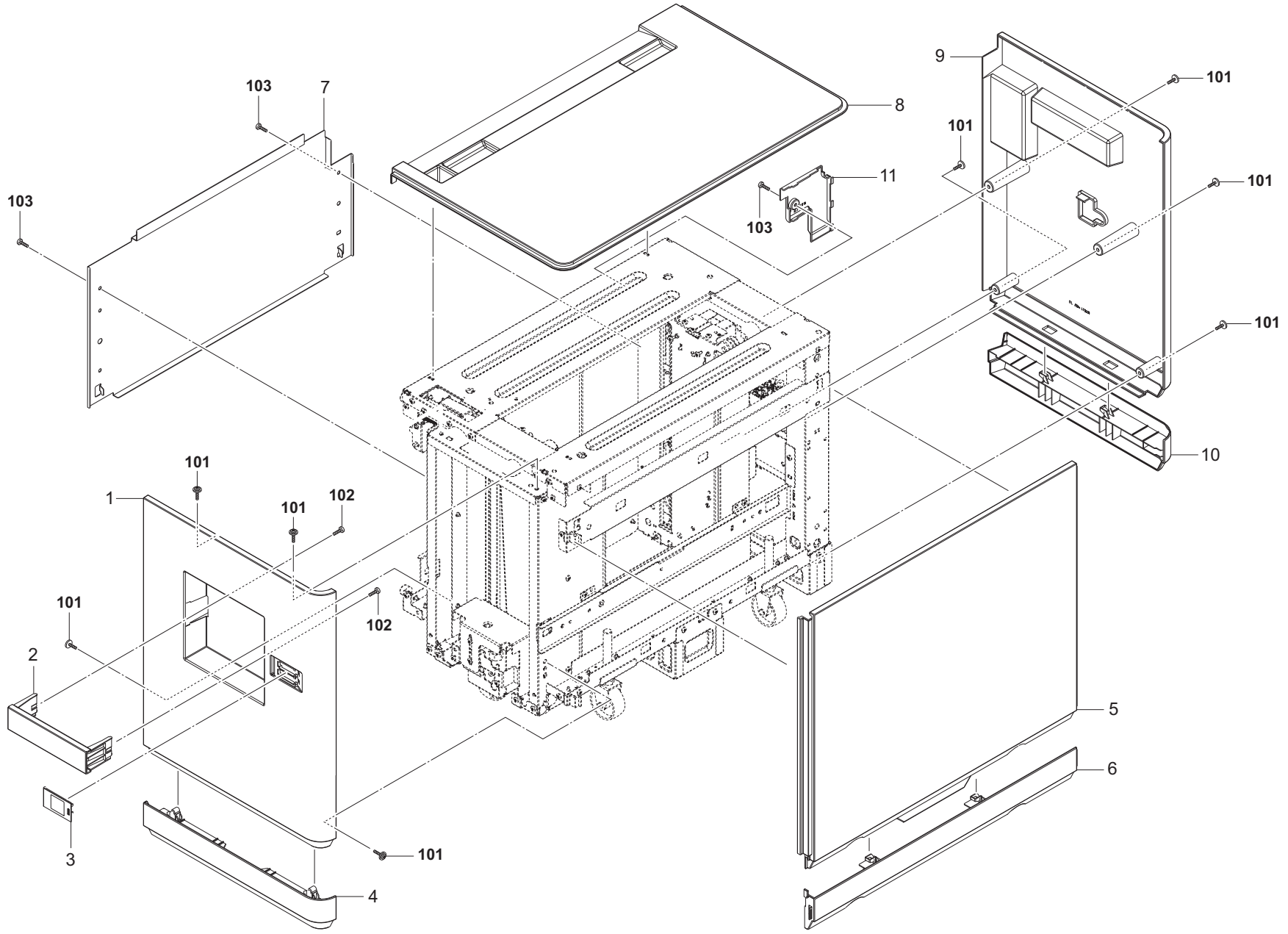


FIG. 2 Frames

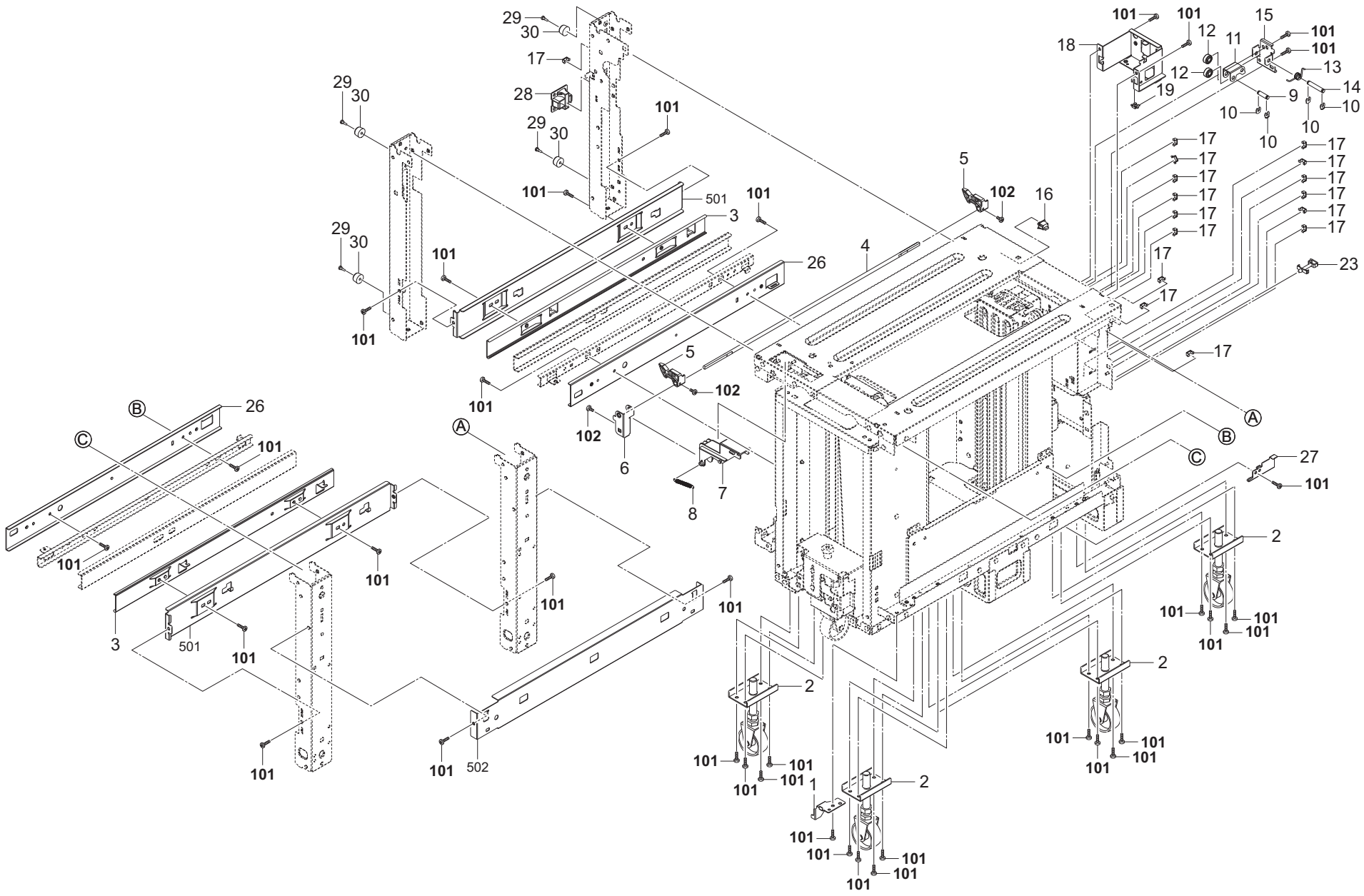


FIG. 3 Paper Cassettes

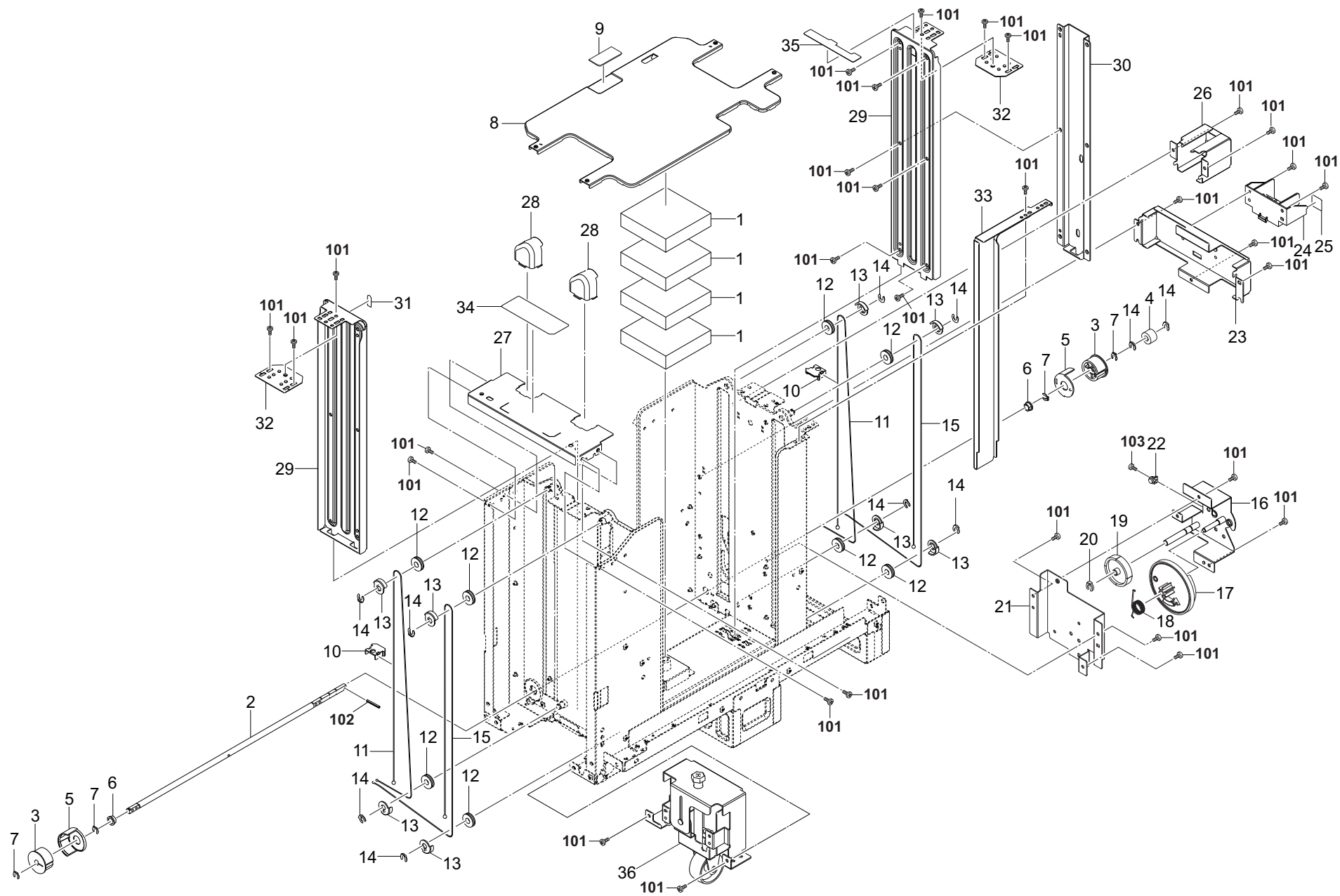


FIG. 3 Paper Cassettes

3RL

Ref. No. 番号	Part.No. 部品番号	Description 部品名称	Notes 備考	Revision 改訂	Quantity 個数			
					100(日本)	120	230	240
1	303NG10380	CUSHION TRAY			4	4	4	
2	303NG10120	SHAFT LIFT			1	1	1	
3	303NG10171	PULLEY LIFT WIRE DRUM			2	2	2	
4	2BC07110	GEAR 20			1	1	1	
5	303NG10181	HOLDER PULLEY			2	2	2	
6	28107310	BUSH 8			2	2	2	
7	302K925140	STOPPER 6			4	4	4	
8	303NG10010	TRAY PAPER			1	1	1	
9	303NF10020	PAD BOTTOM DECK			1	1	1	
10	303NG10270	SPACER DECK			2	2	2	
11	303NG10040	WIRE LIFT L			2	2	2	
12	2FB12410	PULLEY MOVING IDLE			8	8	8	
13	303NG10300	HOLDER WIRE			8	8	8	
14	2BC06910	STOPPER 6			10	10	10	
15	303NG10030	WIRE LIFT R			2	2	2	
16	303NG10140	MOUNT DECK DAMPER			1	1	1	
17	303NF10160	GEAR DAMPER 100			1	1	1	
18	303NG10340	SPRING LIFT STOPPER			1	1	1	
19	2FB22680	GEAR 54 BYPASS			1	1	1	
20	5MVX111DN003	RING STOPPER /A-49 FEED A4			1	1	1	
21	303NG10160	PLATE DAMPER			1	1	1	
22	302G404160	DAMPER			1	1	1	
23	303NG10220	MOUNT HOOK			1	1	1	
24	303NG10240	STOPPER HOOK			1	1	1	
25	303NG10350	SHEET SWITCH PUSH			1	1	1	
26	303NG10290	STOPPER DECK REAR			1	1	1	
27	303NG10130	MOUNT COVER UP			1	1	1	
28	303NG10260	COVER PULLEY			2	2	2	
29	303NG10090	CURSOR SIDE DECK			2	2	2	
30	303NG10320	PLATE CURSOR			1	1	1	
31	303RL34040	LABEL UPPER LIMIT			1	1	1	
32	303NG10150	MOUNT CURSOR			2	2	2	
33	303NG10080	STOPPER END			1	1	1	
34	303RL34020	LABEL OPERATION			1	1	1	
35	303NG10370	SHEET STOPPER			1	1	1	
36	303RL07000	CASTER DECK A			1	1	1	
101	7BB700408H	+BIND T.T S SCREW 4X8 SR						
102	E0030240	SPRING PIN 3X24						
103	7BB007304H	+TP-CUP M SCREW 3X4						

• Parts with a Ref.No. of 500 and above in the illustration indicate they are not selected for service parts.

• イラスト中で 500 番台の Ref 番号が付いている部品はサービスパーツに選定されていません。

FIG. 4 Paper Feed Section 1-1

3RL-3

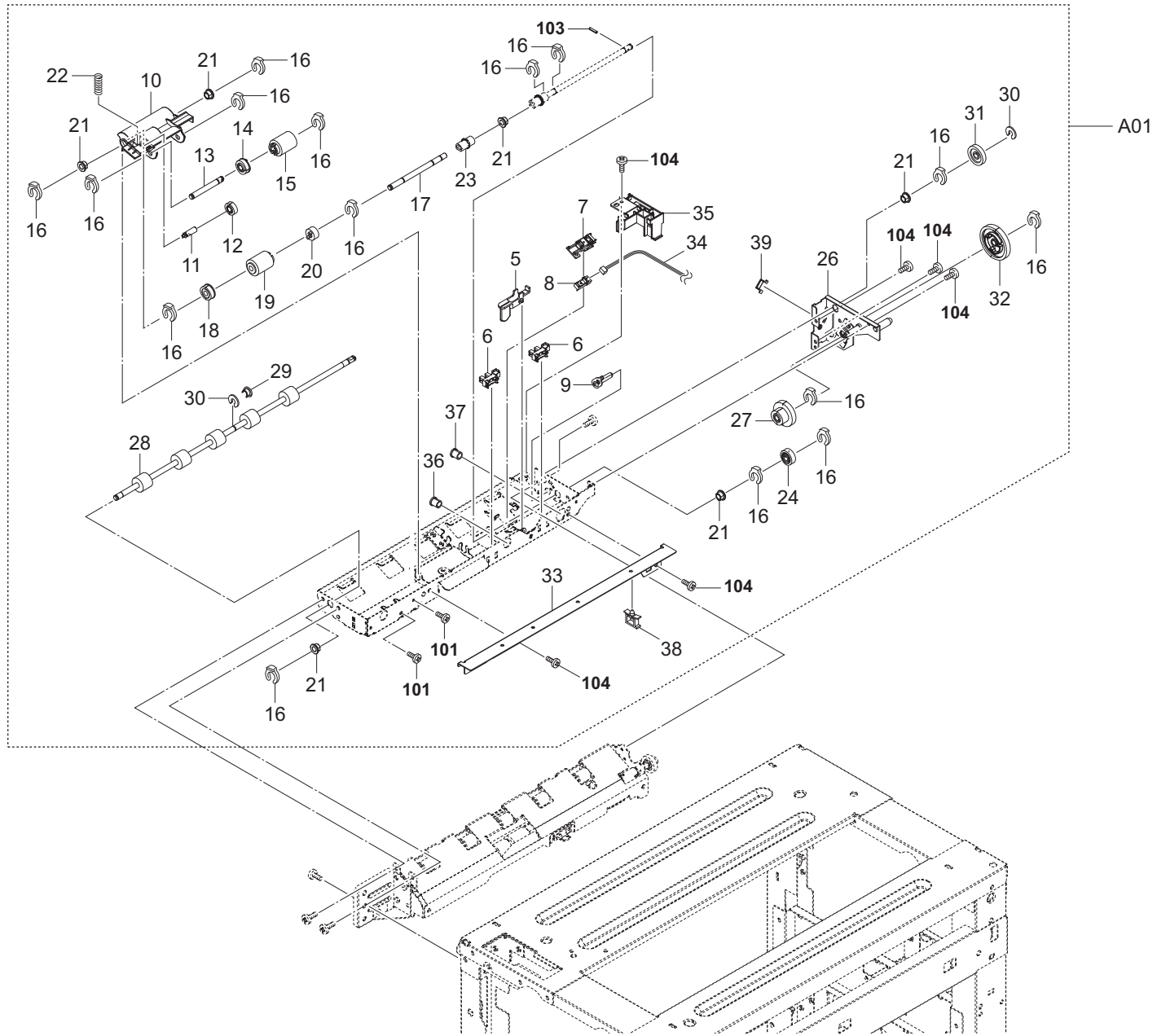


FIG. 4 Paper Feed Section 1-1

3RL-3

Ref. No. 番号	Part.No. 部品番号	Description 部品名称	Notes 備考	Revision 改訂	Quantity 個数			
					100(日本)	120	230	240
A01	303RL94070	PARTS FEED UNIT SP		3: Part No.-chg.	1	1	1	
1	.			3: Del				
2	.			3: Del				
3	.			3: Del				
4	.			3: Del				
5	+303NG06160	ACTUATOR PAPER EMPTY			1	1	1	
6	+303M894260	PARTS SENSOR OPT SP			2	2	2	
7	+303NG06310	HOLDER SENSOR FEED			1	1	1	
8	+302K994580	PARTS SENSOR OPT. SP			1	1	1	
9	+303NG06340	PIN PLATE			1	1	1	
10	+303NG06020	HOLDER PICKUP			1	1	1	
11	+303NG06200	PIN PICKUP IDLE			1	1	1	
12	+302F906030	GEAR FEED Z26H			1	1	1	
13	+303NG06060	SHAFT PICKUP			1	1	1	
14	+302K906200	GEAR Z30R PICKUP			1	1	1	
15	+302K906370	PULLEY PICKUP			1	1	1	
16	+5MVX111DN003	RING STOPPER /A-49 FEED A4			15	15	15	
17	+303NG06010	SHAFT FEED			1	1	1	
18	+302K906190	GEAR Z30R FEED OW			1	1	1	
19	+302K906350	PULLEY FEED			1	1	1	
20	+3BC07130	ONE-WAY CLUTCH 6			1	1	1	
21	+302K324450	BUSH 6		3: Quantity-chg.	6	6	6	
22	+303NG06380	SPRING PICK UP			1	1	1	
23	+302FB06151	JOINT DRIVE			1	1	1	
24	+302K906240	GEAR FEED DRIVE Z20L			1	1	1	
25	.			3: Del				
26	+303NG06090	PLATE FEED DRIVE			1	1	1	
27	+303NG31150	GEAR Z35R 20R			1	1	1	
28	+303NG94060	PARTS ROLLER ASSIST SP			1	1	1	
29	+302FZ07540	HOLDER SHAFT OUT			1	1	1	
30	+302FB09830	CUT WASHER 4			2	2	2	
31	+302HS31120	GEAR Z27L CLUTCH			1	1	1	
32	+302KV31091	GEAR Z50R			1	1	1	
33	+303NG06180	PLATE FEED WIRE			1	1	1	
34	+303RL46080	CONN.CORD ASSY PRIMARY FEED UNIT		3: Part No.-chg.	1	1	1	
35	+303NG06190	GUIDE FEED WIRE			1	1	1	
36	+7YZM130001++H01	ACCESS.BUSHING		3: Quantity-chg.	1	1	1	
37	+7YZM130002++H01	ACCESS.BUSHING			1	1	1	
38	+7YZM610007++H01	ACCESS.SADDLE		3: Quantity-chg.	1	1	1	
39	+302K931080	WIRE STOPPER			1	1	1	
101	7BB000304H	+BIND M SCREW 3X4						
102				3: Del				
103	E5120100	PARALLEL PIN H7A 2X10 SUS						
104	7BB700308H	+BIND T.T S SCREW 3X8 SR						

• Parts with a Ref.No. of 500 and above in the illustration indicate they are not selected for service parts.

• イラスト中で 500 番台の Ref 番号が付いている部品はサービスパーツに選定されていません。

FIG. 4 Paper Feed Section 1-2

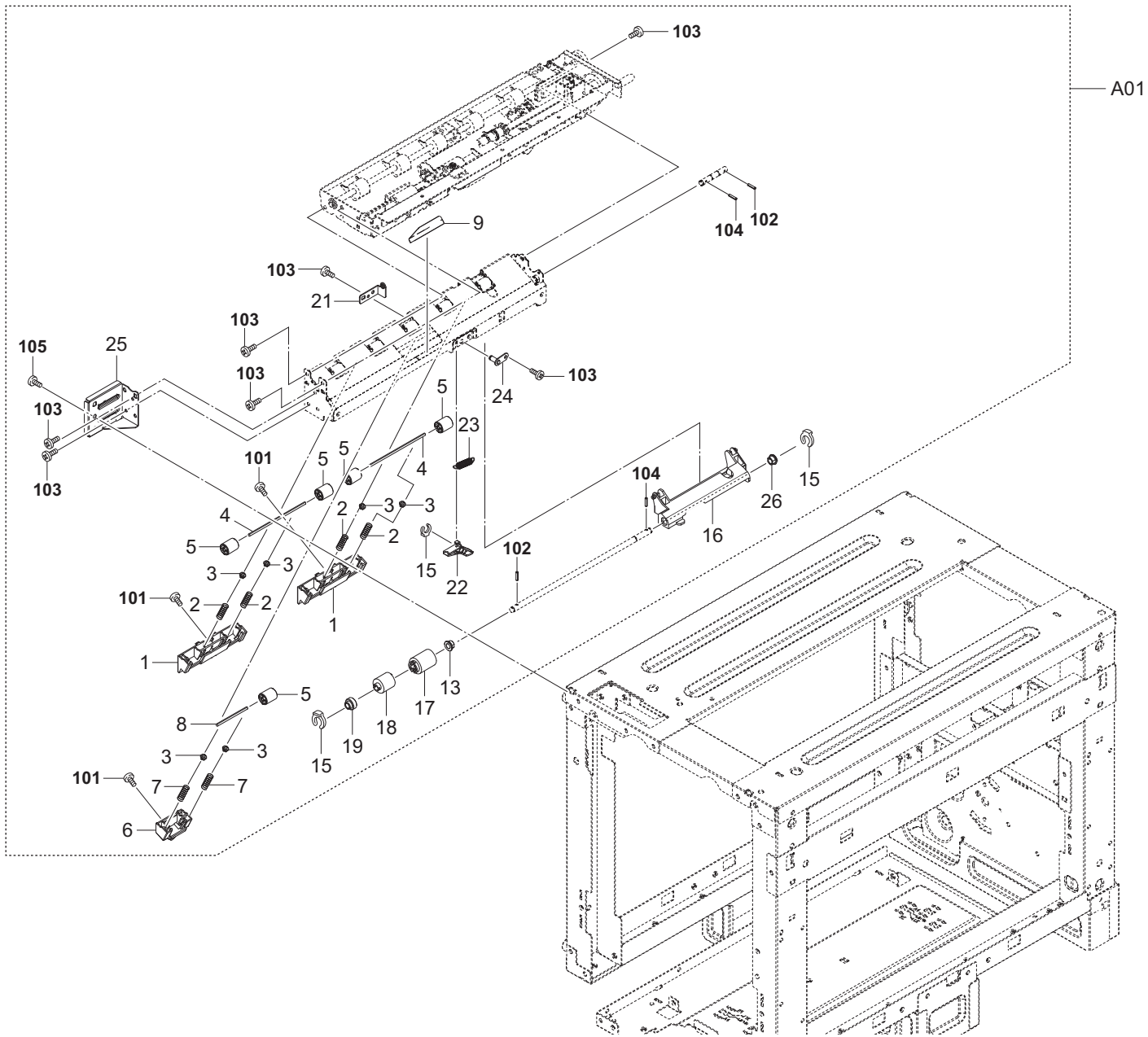


FIG. 4 Paper Feed Section 1-2

3RL-3

Ref. No. 番号	Part.No. 部品番号	Description 部品名称	Notes 備考	Revision 改訂	Quantity 個数			
					100 (日本)	120	230	240
A01	303RL94070	PARTS FEED UNIT SP		3: Part No.-chg.	1	1	1	
1	*303NG06300	HOLDER FEED LOW			2	2	2	
2	*302K906730	SPRING ASSIST			4	4	4	
3	*302ND24290	CAP SPRING		3: Part No.-chg.	6	6	6	
4	*302NH06980	SHAFT FEED LOW		3: Part No.-chg.	2	2	2	
5	*302F929260	PULLEY DU LOW			5	5	5	
6	*303NG06350	HOLDER PULLEY C			1	1	1	
7	*302F708310	SPRING LOCK MPF			2	2	2	
8	*302NH06990	SHAFT ASSIST PULLEY		3: Part No.-chg.	1	1	1	
9	*302K906721	SHEET PRIMARY FEED HI			1	1	1	
10	.			3: Del				
11	.			3: Del				
12	.			3: Del				
13	*302K324450	BUSH 6		3: Quantity-chg.	1	1	1	
14	.			3: Del				
15	*5MVX111DN003	RING STOPPER /A-49 FEED A4			3	3	3	
16	*303RL06020	HOLDER RETARD		3: Part No.-chg.	1	1	1	
17	*302K906360	PULLEY RETARD			1	1	1	
18	*302K906750	TORQUE-LIMITER 390			1	1	1	
19	*303NG06320	STOPPER RETARD			1	1	1	
20	.			3: Del				
21	*303RL06030	PLATE RETARD HOLDER		3: Part No.-chg.	1	1	1	
22	*303NG06220	LEVER RETARD RELEASE			1	1	1	
23	*302NH06100	SPRING RETARD		3: Part No.-chg.	1	1	1	
24	*302K906330	FULCRUM-PIN RETARD			1	1	1	
25	*303NG06230	MOUNT FEED FRONT			1	1	1	
26	*34806040	LOWER BUSHING,PAPER FEED		3: Add	1	1	1	
101	7BB200308H	+BIND T.T P SCREW 3X8						
102	E5120100	PARALLEL PIN H7A 2X10 SUS						
103	7BB700308H	+BIND T.T S SCREW 3X8 SR						
104	5MBP2012WXSP	SPRING PIN / M2 X 12 S-BLK						
105	7BB700408H	+BIND T.T S SCREW 4X8 SR						

• Parts with a Ref.No. of 500 and above in the illustration indicate they are not selected for service parts.

• イラスト中で 500 番台の Ref 番号が付いている部品はサービスパーツに選定されていません。

FIG. 5 Drive Section & Electrical Components

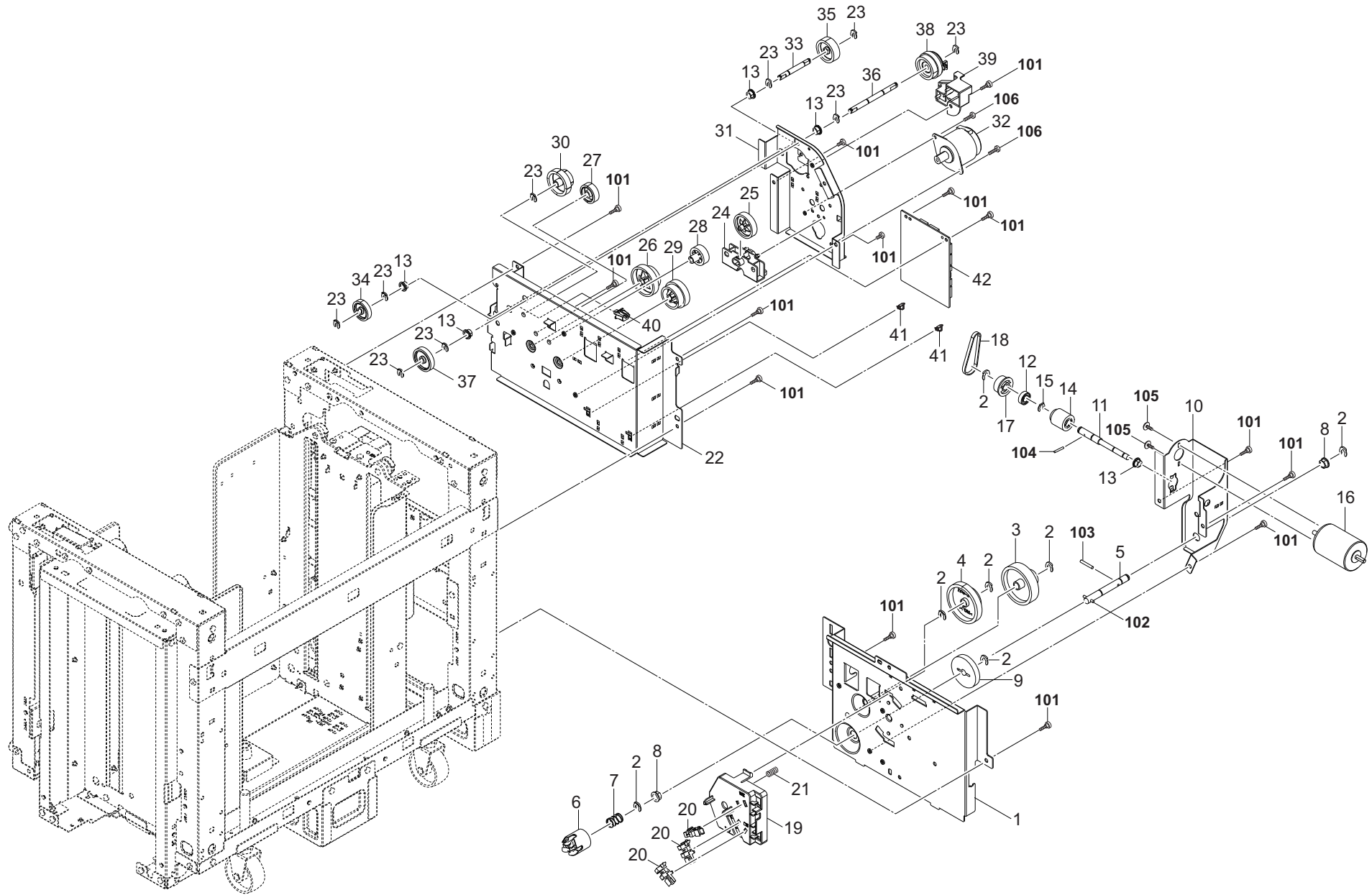


FIG. 5 Drive Section & Electrical Components

3RL-4

Ref. No. 番号	Part.No. 部品番号	Description 部品名称	Notes 備考	Revision 改訂	Quantity 個数			
					100(日本)	120	230	240
1	303RL31050	MOUNT LIFT DRIVE			1	1	1	
2	2BC06910	STOPPER 6			7	7	7	
3	3AK20080	GEAR 18/50			1	1	1	
4	303NG31070	GEAR LIFT 19 51			1	1	1	
5	303NG31060	SHAFT LIFT DRIVE			1	1	1	
6	303NG31020	JOINT LIFT			1	1	1	
7	303NG31030	SPRING JOINT			1	1	1	
8	28107310	BUSH 8			2	2	2	
9	3B820120	GEAR 26,LIFT			1	1	1	
10	303RL31090	MOUNT LIFT MOTOR			1	1	1	
11	303NG31140	SHAFT LIFT MOTOR			1	1	1	
12	7BE008165431H01	BEARING 688ZZ			1	1	1	
13	302K324450	BUSH 6			5	5	5	
14	3AK20130	GEAR,WORM MAIN TRAY			1	1	1	
15	302K925140	STOPPER 6			1	1	1	
16	303H327510	MOTOR,MAIN TRAY			1	1	1	
17	3CG22060	PULLEY 34,CONVEYING			1	1	1	
18	303H321090	BELT MAIN TRAY MOTOR			1	1	1	
19	303NF10330	HOLDER DECK SENSOR			1	1	1	
20	303M894260	PARTS SENSOR OPT SP		2:Part No-chg.	3	3	3	
21	2C902080	SPRING DEV PUSH			1	1	1	
22	303RL31030	MOUNT FEED DRIVE			1	1	1	
23	5MVX111DN003	RING STOPPER /A-49 FEED A4			9	9	9	
24	303RL31071	BRACKET GEAR CHANGE		4:Design-chg.	1	1	1	
25	303NJ31060	GEAR Z60R			1	1	1	
26	303NJ31080	GEAR Z75L-Z32L			1	1	1	
27	303NJ31130	GEAR Z28R			1	1	1	
28	302JZ31170	GEAR Z27L MAIN			1	1	1	
29	303NJ31070	GEAR Z56L-Z40R			1	1	1	
30	303RL31010	GEAR Z39L-Z25L			1	1	1	
31	303RL31120	PLATE FEED DRIVE			1	1	1	
32	303RL94030	PARTS MOTOR-BL INNER W20 SP			1	1	1	
33	303RL31080	SHAFT FEED			1	1	1	
34	303NG31160	GEAR Z30L			1	1	1	
35	303RL31020	GEAR Z35R			1	1	1	
36	303NG31080	SHAFT CLUTCH CONVEYING A			1	1	1	
37	303NF31050	GEAR Z35L			1	1	1	
38	302KV44041	CLUTCH 50 Z35R			1	1	1	
39	303NG31130	HOLDER CLUTCH			1	1	1	
40	7SP0100004+H01	SW.PUSH			1	1	1	
41	302K939230	HOLDER PWB			2	2	2	
42	303RL94020	PARTS PWB SIDE DECK ASSY SP			1	1	1	
101	7BB700408H	+BIND T.T S SCREW 4X8 SR						
102	E0030200	SPRING PIN 3X20						
103	E5125200	PARALLEL PIN H7A 2.5X20 SUS						
104	E5120100	PARALLEL PIN H7A 2X10 SUS						
105	7BB007306H	+TP-CUP M SCREW 3X6						
106	7BB700308H	+BIND T.T S SCREW 3X8 SR						

• Parts with a Ref.No. of 500 and above in the illustration indicate they are not selected for service parts.

• イラスト中で 500 番台の Ref 番号が付いている部品はサービスパーツに選定されていません。

FIG. 6 Wire Section

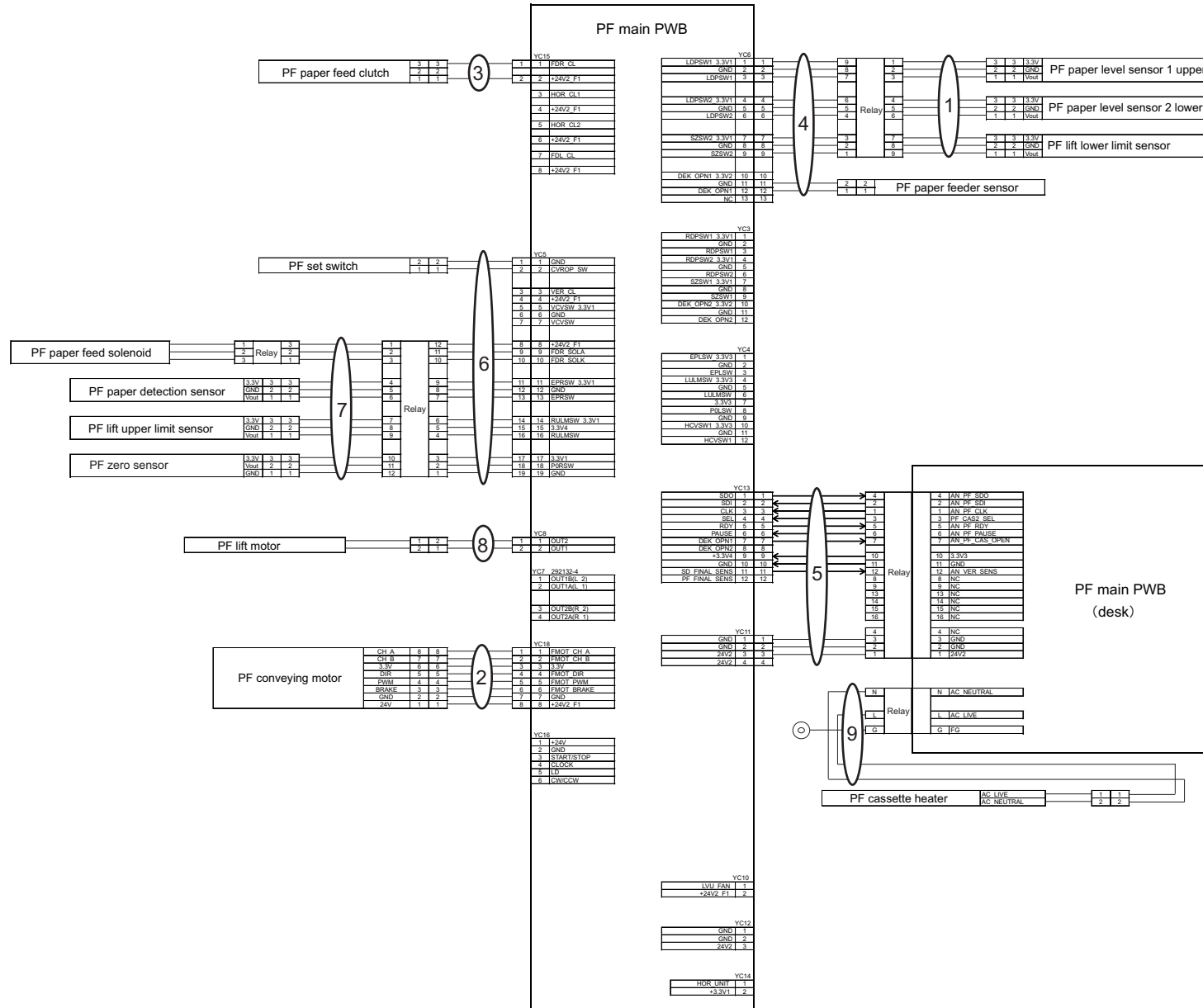


FIG. 6 Wire Section

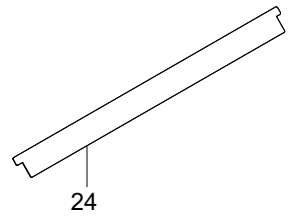
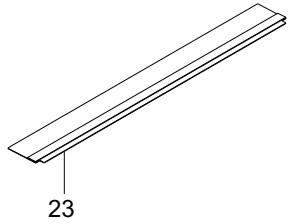
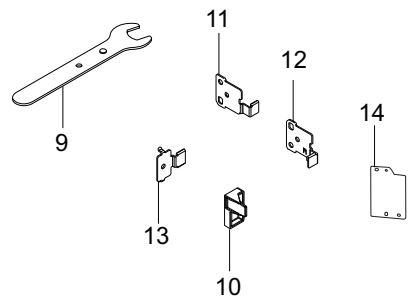
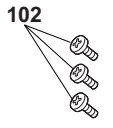
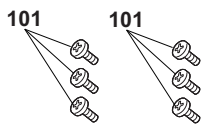
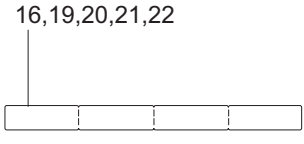
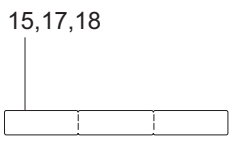
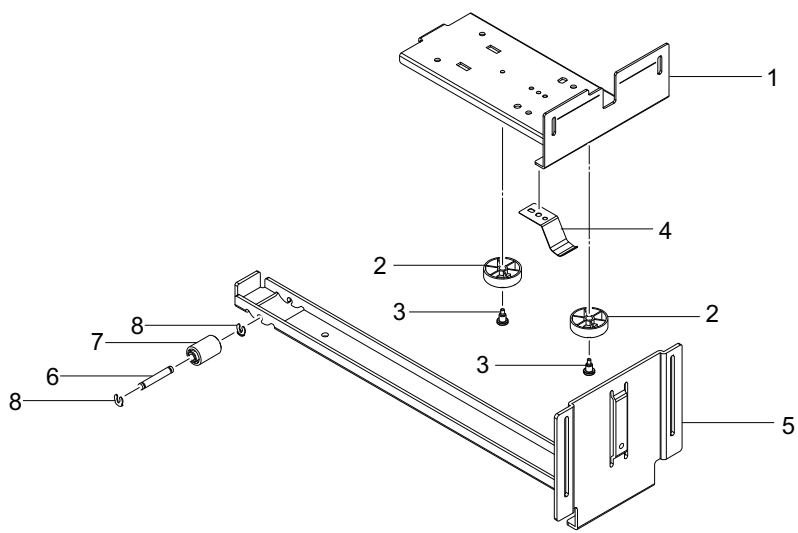
3RL-3

Ref. No. 番号	Part.No. 部品番号	Description 部品名称	Notes 備考	Revision 改訂	Quantity 個数			
					100(日本)	120	230	240
1	303RL46010	WIRE PAPER SENSOR			1	1	1	
2	303RL46030	WIRE MAIN MOTOR			1	1	1	
3	303RL46050	WIRE CLUTCH			1	1	1	
4	303RL46060	WIRE PAPER SENSOR JOINT			1	1	1	
5	303RL46070	WIRE INTERFACE B			1	1	1	
6	303NG46020	WIRE DECK 1			1	1	1	
7	303RL46080	CONN.CORD ASSY PRIMARY FEED UNIT		3: Part No.-chg.	1	1	1	
8	303NG46070	WIRE LIFTMOTOR			1	1	1	
9	303NG46080	WIRE HEATER						

• Parts with a Ref.No. of 500 and above in the illustration indicate they are not selected for service parts.

• イラスト中で 500 番台の Ref 番号が付いている部品はサービスパーツに選定されていません。

FIG. 7 Accessories & Options



Options

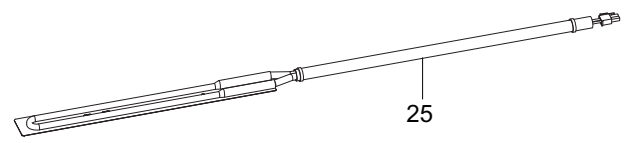


FIG. 7 Accessories & Options

3RL-4

Ref. No. 番号	Part.No. 部品番号	Description 部品名称	Notes 備考	Revision 改訂	Quantity 個数			
					100(日本)	120	230	240
1	303NG02502	MOUNT RAIL			1	1	1	
2	303NG02540	PULLEY SLIDER			2	2	2	
3	3CG02041	PIN,RELEASE LEVER			2	2	2	
4	303JY02400	PLATE EARTH RAIL			1	1	1	
5	303RL03080	BASE SLIDER			1	1	1	
6	303JY02270	SHAFT SLIDER			1	1	1	
7	303LT03090	PULLEY SLIDER S			1	1	1	
8	5MVX111DN003	RING STOPPER /A-49 FEED A4			2	2	2	
9	303LT03130	SPANNER			1	1	1	
10	303RL02530	LEVER SWITCH			1	1	1	
11	303RL02551	PLATE LOCK M FRONT		4:Design-chg.	1	1	1	
12	303RL02541	PLATE LOCK M REAR		4:Design-chg.	1	1	1	
13	303RL02560	PLATE LOCK			2	2	2	
14	303NG02550	PLATE COVER			1	1	1	
15	302ND34170	SHEET PAPER SIZE M JP			1			
16	302ND34130	SHEET PAPER SIZE M B			1		1	
17	303RC34020	SHEET PAPER SIZE I C						
18	302ND34180	SHEET PAPER MEDIA EN				1	1	
19	302ND34370	SHEET PAPER MEDIA GER ITA					1	
20	302ND34380	SHEET PAPER MEDIA FRA SPA				1	1	
21	302ND34390	SHEET PAPER MEDIA PTB				1	1	
22	302ND34400	SHEET PAPER MEDIA DUT RUS					1	
23	303NG06370	FILM GUIDE			1	1	1	
24	303RL06370	FILM GUIDE A			1	1	1	
25	303RL94040	PARTS DEHUMIDIFINR 100 SET SP			1			
25	303RL94050	PARTS DEHUMIDIFINR 120 SET SP				1		
25	303RL94060	PARTS DEHUMIDIFINR 240 SET SP					1	
101	7BB700408H	+BIND T.T S SCREW 4X8 SR						
102	7BB200408H	+BIND T.T P SCREW 4X8						

• Parts with a Ref.No. of 500 and above in the illustration indicate they are not selected for service parts.

• イラスト中で 500 番台の Ref 番号が付いている部品はサービスパーツに選定されていません。

INDEX / 索引

Part.No. 部品番号	Description 部 品 名 称	Fig.No.
28107310	BUSH 8	3,5
34806040	LOWER BUSHING,PAPER FEED	4
2BC06910	STOPPER 6	3,5
2BC07110	GEAR 20	3
2C902080	SPRING DEV PUSH	5
2FB12410	PULLEY MOVING IDLE	3
2FB22680	GEAR 54 BYPASS	3
302F708310	SPRING LOCK MPF	4
302F906030	GEAR FEED Z26H	4
302F929260	PULLEY DU LOW	4
302FB06151	JOINT DRIVE	4
302FB09830	CUT WASHER 4	4
302FG07020	PULLEY,CASSETTE RAIL	2
302FZ07540	HOLDER SHAFT OUT	4
302G404160	DAMPER	3
302HS02540	PIN DRAWER	2
302HS31120	GEAR Z27L CLUTCH	4
302JZ31170	GEAR Z27L MAIN	5
302K324450	BUSH 6	4,5
302K906190	GEAR Z30R FEED OW	4
302K906200	GEAR Z30R PICKUP	4
302K906240	GEAR FEED DRIVE Z20L	4
302K906330	FULCRUM-PIN RETARD	4
302K906350	PULLEY FEED	4
302K906360	PULLEY RETARD	4
302K906370	PULLEY PICKUP	4
302K906721	SHEET PRIMARY FEED HI	4
302K906730	SPRING ASSIST	4
302K906750	TORQUE-LIMITER 390	4
302K925140	STOPPER 6	3,5
302K931080	WIRE STOPPER	2,4
302K939230	HOLDER PWB	5
302K994580	PARTS SENSOR OPT. SP	4
302KV31091	GEAR Z50R	4
302KV44041	CLUTCH 50 Z35R	5
302ND24290	CAP SPRING	4
302ND34130	SHEET PAPER SIZE M B	7
302ND34170	SHEET PAPER SIZE M JP	7
302ND34180	SHEET PAPER MEDIA EN	7
302ND34370	SHEET PAPER MEDIA GER ITA	7
302ND34380	SHEET PAPER MEDIA FRA SPA	7
302ND34390	SHEET PAPER MEDIA PTB	7
302ND34400	SHEET PAPER MEDIA DUT RUS	7
302NH06100	SPRING RETARD	4
302NH06980	SHAFT FEED LOW	4
302NH06990	SHAFT ASSIST PULLEY	4
302NR08170	SPRING COVER MPF OPEN	2
303H321090	BELT MAIN TRAY MOTOR	5
303H327510	MOTOR,MAIN TRAY	5
303JY02270	SHAFT SLIDER	7
303JY02400	PLATE EARTH RAIL	7

Part.No. 部品番号	Description 部 品 名 称	Fig.No.
303LT03090	PULLEY SLIDER S	7
303LT03130	SPANNER	7
303M894260	PARTS SENSOR OPT SP	4,5
303NF02270	LEVER DECK HOOK	2
303NF02280	SHAFT HOOK FULCRUM	2
303NF02290	SHAFT HOOK PULLEY	2
303NF02301	HOLDER DECK HOOK	2
303NF02310	SPRING DECK HO	2
303NF10020	PAD BOTTOM DECK	3
303NF10160	GEAR DAMPER 100	3
303NF10330	HOLDER DECK SENSOR	5
303NF31050	GEAR Z35L	5
303NG02180	MOUNT INLET	2
303NG02190	GUIDE SWITCH	2
303NG02280	KNOB ATTACHMENT	2
303NG02502	MOUNT RAIL	7
303NG02540	PULLEY SLIDER	7
303NG02550	PLATE COVER	7
303NG04070	COVER WIRE	1
303NG06010	SHAFT FEED	4
303NG06020	HOLDER PICKUP	4
303NG06060	SHAFT PICKUP	4
303NG06090	PLATE FEED DRIVE	4
303NG06160	ACTUATOR PAPER EMPTY	4
303NG06180	PLATE FEED WIRE	4
303NG06190	GUIDE FEED WIRE	4
303NG06200	PIN PICKUP IDLE	4
303NG06220	LEVER RETARD RELEASE	4
303NG06230	MOUNT FEED FRONT	4
303NG06300	HOLDER FEED LOW	4
303NG06310	HOLDER SENSOR FEED	4
303NG06320	STOPPER RETARD	4
303NG06340	PIN PLATE	4
303NG06350	HOLDER PULLEY C	4
303NG06370	FILM GUIDE	7
303NG06380	SPRING PICK UP	4
303NG10010	TRAY PAPER	3
303NG10030	WIRE LIFT R	3
303NG10040	WIRE LIFT L	3
303NG10080	STOPPER END	3
303NG10090	CURSOR SIDE DECK	3
303NG10100	MOUNT SLIDER DECK	2
303NG10120	SHAFT LIFT	3
303NG10130	MOUNT COVER UP	3
303NG10140	MOUNT DECK DAMPER	3
303NG10150	MOUNT CURSOR	3
303NG10160	PLATE DAMPER	3
303NG10171	PULLEY LIFT WIRE DRUM	3
303NG10181	HOLDER PULLEY	3
303NG10220	MOUNT HOOK	3
303NG10240	STOPPER HOOK	3

3RL-4

Part.No. 部品番号	Description 部品名称	Fig.No.
303NG10260	COVER PULLEY	3
303NG10270	SPACER DECK	3
303NG10290	STOPPER DECK REAR	3
303NG10300	HOLDER WIRE	3
303NG10320	PLATE CURSOR	3
303NG10340	SPRING LIFT STOPPER	3
303NG10350	SHEET SWITCH PUSH	3
303NG10370	SHEET STOPPER	3
303NG10380	CUSHION TRAY	3
303NG31020	JOINT LIFT	5
303NG31030	SPRING JOINT	5
303NG31060	SHAFT LIFT DRIVE	5
303NG31070	GEAR LIFT 19 51	5
303NG31080	SHAFT CLUTCH CONVEYING A	5
303NG31130	HOLDER CLUTCH	5
303NG31140	SHAFT LIFT MOTOR	5
303NG31150	GEAR Z35R 20R	4
303NG31160	GEAR Z30L	5
303NG46020	WIRE DECK 1	6
303NG46070	WIRE LIFTMOTOR	6
303NG46080	WIRE HEATER	6
303NG94060	PARTS ROLLER ASSIST SP	4
303NJ31060	GEAR Z60R	5
303NJ31070	GEAR Z56L-Z40R	5
303NJ31080	GEAR Z75L-Z32L	5
303NJ31130	GEAR Z28R	5
303RC34020	SHEET PAPER SIZE I C	7
303RL02270	LEVER ATTACHMENT	2
303RL02290	SHAFT ATTACHMENT	2
303RL02380	HOOK ATTACHMENT	2
303RL02530	LEVER SWITCH	7
303RL02541	PLATE LOCK M REAR	7
303RL02551	PLATE LOCK M FRONT	7
303RL02560	PLATE LOCK	7
303RL03080	BASE SLIDER	7
303RL04010	COVER TOP	1
303RL04020	COVER RIGHT	1
303RL04030	COVER REAR	1
303RL04040	COVER FRONT	1
303RL04050	HANDLE COVER	1
303RL04080	COVER LEFT	1
303RL04120	COVER RIGHT LOW	1
303RL04130	COVER REAR LOW	1
303RL04140	COVER FRONT LOW	1
303RL06020	HOLDER RETARD	4
303RL06030	PLATE RETARD HOLDER	4
303RL06370	FILM GUIDE A	7
303RL07000	CASTER DECK A	3
303RL07100	CASTER DECK B	2
303RL09010	COVER CASSETTE LABEL 5	1
303RL09530	SLIDER CASSETTE	2

Part.No. 部品番号	Description 部品名称	Fig.No.
303RL10330	STOPPER DECK	2
303RL10340	STOPPER DECK FRONT	2
303RL31010	GEAR Z39L-Z25L	5
303RL31020	GEAR Z35R	5
303RL31030	MOUNT FEED DRIVE	5
303RL31050	MOUNT LIFT DRIVE	5
303RL31071	BRACKET GEAR CHANGE	5
303RL31080	SHAFT FEED	5
303RL31090	MOUNT LIFT MOTOR	5
303RL31120	PLATE FEED DRIVE	5
303RL34020	LABEL OPERATION	3
303RL34040	LABEL UPPER LIMIT	3
303RL46010	WIRE PAPER SENSOR	6
303RL46030	WIRE MAIN MOTOR	6
303RL46050	WIRE CLUTCH	6
303RL46060	WIRE PAPER SENSOR JOINT	6
303RL46070	WIRE INTERFACE B	6
303RL46080	CONN.CORD ASSY PRIMARY FEED UNIT	4,6
303RL94020	PARTS PWB SIDE DECK ASSY SP	5
303RL94030	PARTS MOTOR-BL INNER W20 SP	5
303RL94040	PARTS DEHUMIDIFINR 100 SET SP	7
303RL94050	PARTS DEHUMIDIFINR 120 SET SP	7
303RL94060	PARTS DEHUMIDIFINR 240 SET SP	7
303RL94070	PARTS FEED UNIT SP	4
3AK20080	GEAR 18/50	5
3AK20130	GEAR,WORM MAIN TRAY	5
3B820120	GEAR 26,LIFT	5
3BC07130	ONE-WAY CLUTCH 6	4
3CG02030	BASE RUBBER,FRAME	2
3CG02041	PIN,RELEASE LEVER	7
3CG22060	PULLEY 34,CONVEYING	5
5MVX111DN003	RING STOPPER /A-49 FEED A4	2,3,4,5,7
7BE008165431H01	BEARING 688ZZ	5
7SP01000004+H01	SW.PUSH	5
7SP01000006+H01	SW.PUSH	2
7YZM130001++H01	ACCESS.BUSHING	4
7YZM130002++H01	ACCESS.BUSHING	2,4
7YZM210006++H01	ACCESS.EDGING	2
7YZM420003++H01	ACCESS.BAND	2
7YZM420004++H01	ACCESS.BAND	2
7YZM610007++H01	ACCESS.SADDLE	4
7YZM610022++H01	ACCESS.SADDLE	2

PF-7130

Rev.2
July 2017

—— CONTENTS / 目次 ——

FIG. 1	Covers	2
FIG. 2	Paper Cassette Section	4
FIG. 3	Paper Feed Section	7
FIG. 4	Drive Section	10
FIG. 5	Exit Section	13
FIG. 6	Electrical Component	15
FIG. 7	Accessories 1	18
FIG. 8	Accessories 2	20
	• INDEX / 索引.....	22

FIG. 1 Covers

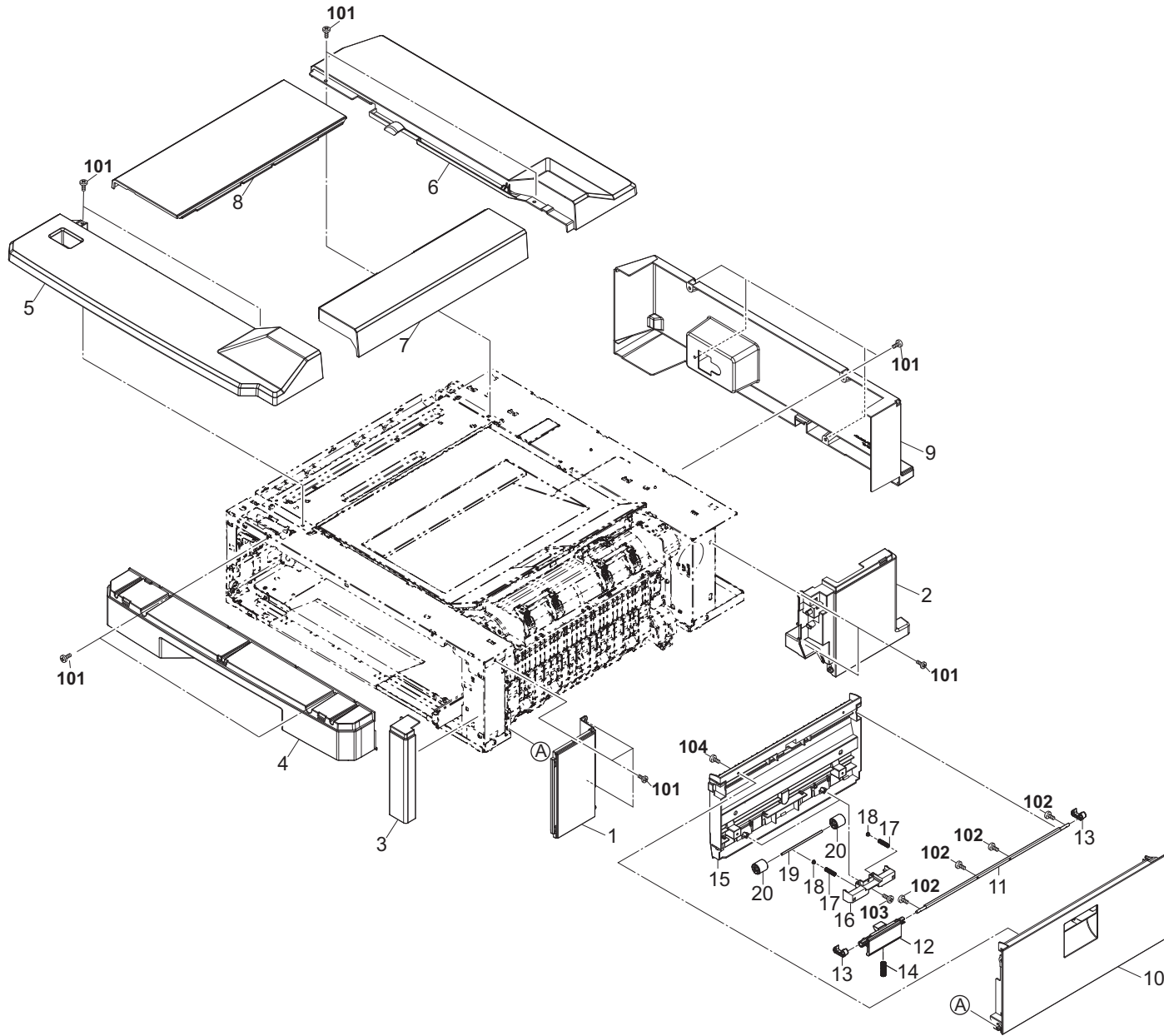


FIG. 2 Paper Cassette Section

3S0-1

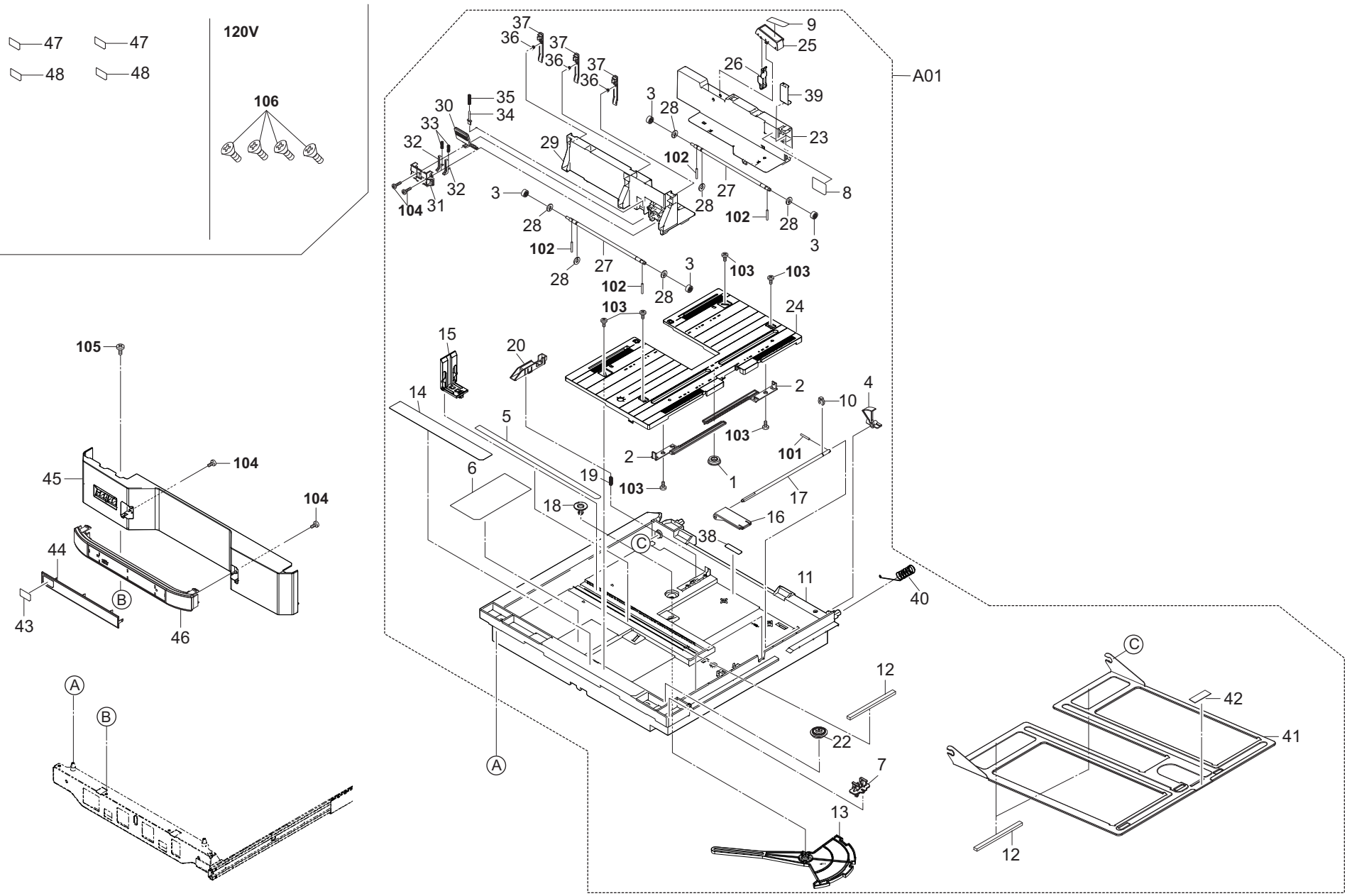


FIG. 2 Paper Cassette Section

3S0-2

Ref. No. 番号	Part.No. 部品番号	Description 部品名称	Notes 備考	Revision 改訂	Quantity 個数			
					100(日本)	120	230	240
A01	303S093010	CT-8721		1:Others	1	1	1	1
1	*302BM07410	GEAR GUIDE SIDE			1	1	1	1
2	*302K909060	RACK CURSOR			2	2	2	2
3	*302K994550	PARTS GEAR CURSOR SP			4	4	4	4
4	*302K909270	ACTUATOR PAPER LEVEL DETECTION			1	1	1	1
5	*302K934011	LABEL PAPER SIZE A			1	1	1	1
6	*302K934021	LABEL PAPER SIZE B			1	1	1	1
7	*302GR09991	LIFT LOCK			1	1	1	1
8	*302NH34730	LABEL CASSETTE PAPER MAX			1	1	1	1
9	*302K934100	LABEL CASSETTE CURSOR LOCK			1	1	1	1
10	*5MVX111DN003	RING STOPPER /A-49 FEED A4			1	1	1	1
11	*302N209011	CASSETTE BASE			1	1	1	1
12	*302N209050	CUSHION BOTTOM PLATE			4	4	4	4
13	*302N209030	ARM SIZE DETECTION			1	1	1	1
14	*303S034050	LABEL CASSETTE OPERATION			1	1	1	1
15	*302N209020	CURSOR END			1	1	1	1
16	*302K909090	PLATE WORK			1	1	1	1
17	*302K909190	SHAFT WORK PLATE			1	1	1	1
18	*302K909140	CAP TURN PLATE			1	1	1	1
19	*302H728100	SPRING EXIT PULLEY			1	1	1	1
20	*302K909251	LEVER SIDE SW			1	1	1	1
21	*			1:Del				
22	*302NH09100	CAM CURSOR RAIL	1		1	1	1	1
23	*302NH09040	CURSOR REAR			1	1	1	1
24	*302NH09020	RAIL CURSOR			1	1	1	1
25	*302K909121	LEVER CURSOR LOCK REAR			1	1	1	1
26	*302NH09150	LOCK REAR CURSOR			1	1	1	1
27	*302NH09130	SHAFT CURSOR GEAR			2	2	2	2
28	*302K924820	CUT-WASHER 4			6	6	6	6
29	*302NH09030	CURSOR FRONT			1	1	1	1
30	*302ND09060	LEVER CURSOR F			1	1	1	1
31	*302ND09050	COVER CURSOR F			1	1	1	1
32	*302ND09080	RACK CURSOR F			2	2	2	2
33	*302ND09070	SPRING RELEASE CURSOR			2	2	2	2
34	*302HN09240	SIZE FIX			1	1	1	1
35	*302HN09190	SPRING FIX			1	1	1	1
36	*302ND09130	LEVER CURSOR SET			3	3	3	3
37	*302NT09060	SPRING CURSOR SET			3	3	3	3
38	*302KS61240	SPACER LCD A			1	1	1	1
39	*302NH09360	PLATE CURSOR			1	1	1	1
40	*302N209040	SPRING CASSETTE EARTH			1	1	1	1
41	*302K909082	PLATE PAPER BOTTOM			1	1	1	1
42	*302K909260	PAD BOTTOM			1	1	1	1
43	303S034010	LABEL CASSETTE NUMBER 5			1	1	1	1
44	303S004010	EMBLEM CASSETTE			1	1	1	1
45	302N404211	COVER CASSETTE B		2: Design-chg.	1	1	1	1
46	302LC04380	HANDLE CASSETTE			1	1	1	1
47	303S034020	LABEL CASSETTE NUMBER 6			1	1	1	1
48	303S034030	LABEL CASSETTE NUMBER 7			1	1	1	1

• Parts with a Ref.No. of 500 and above in the illustration indicate they are not selected for service parts.

• イラスト中で 500 番台の Ref 番号が付いている部品はサービスパーツに選定されていません。

FIG. 3 Paper Feed Section

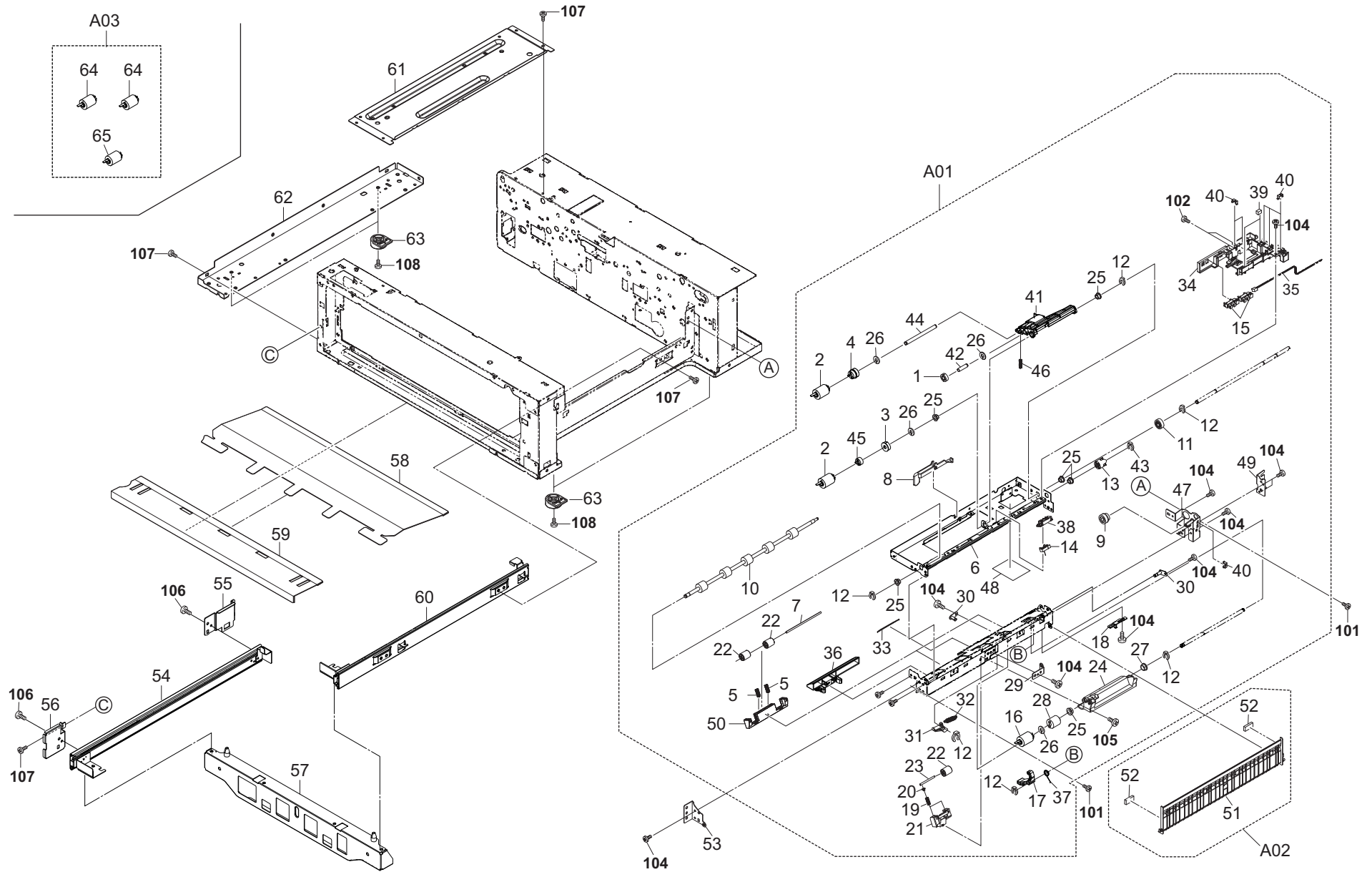


FIG. 3 Paper Feed Section

3S0

Ref. No. 番号	Part.No. 部品番号	Description 部品名称	Notes 備考	Revision 改訂	Quantity 個数			
					100(日本)	120	230	240
A01	303S094020	PARTS PRIMARY FEED UNIT SP			1	1	1	1
1	*302N406170	GEAR Z28 FEED			1	1	1	1
2	*302N406030	PULLEY FEED			2	2	2	2
3	*302N406100	GEAR Z32 FEED OW			1	1	1	1
4	*302N406110	GEAR Z32 PICKUP			1	1	1	1
5	*302LC28240	SPRING SWITCHBACK			4	4	4	4
6	*302N406010	PLATE FRAME UPPER			1	1	1	1
7	*302NH06980	SHAFT FEED LOW			2	2	2	2
8	*302K906321	ACTUATOR PAPER EMPTY			1	1	1	1
9	*302K906230	GEAR PRIMARY FEED IDLE Z20R Z16L			1	1	1	1
10	*303NJ94050	PARTS ROLLER ASSIST SP			1	1	1	1
11	*302K906240	GEAR FEED DRIVE Z20L	y		1	1	1	1
12	*5MVX111DN003	RING STOPPER /A-49 FEED A4			6	6	6	6
13	*303NJ06040	GEAR PRIMARY FEED Z17L OW			1	1	1	1
14	*302K994580	PARTS SENSOR OPT. SP			1	1	1	1
15	*303M894260	PARTS SENSOR OPT SP			2	2	2	2
16	*302N406040	PULLEY RETARD			1	1	1	1
17	*302N406160	LEVER RETARD LOCK			1	1	1	1
18	*302K906420	PLATE RETARD ADJUST			1	1	1	1
19	*302F708310	SPRING LOCK MPF			2	2	2	2
20	*302ND24290	CAP SPRING			2	2	2	2
21	*302K906700	HOLDER PULLEY			1	1	1	1
22	*302F929260	PULLEY DU LOW			5	5	5	5
23	*302NH06990	SHAFT ASSIST PULLEY			1	1	1	1
24	*302NH06070	HOLDER RETARD			1	1	1	1
25	*302K324450	BUSH 6			6	6	6	6
26	*302K924820	CUT-WASHER 4			4	4	4	4
27	*34806040	LOWER BUSHING,PAPER FEED			1	1	1	1
28	*302K906750	TORQUE-LIMITER 390			1	1	1	1
29	*302NH06090	PLATE RETARD HOLDER			1	1	1	1
30	*302N406150	FULCRUM-PIN RETARD			2	2	2	2
31	*302N406130	LEVER RETARD RELEASE			1	1	1	1
32	*302NH06100	SPRING RETARD			1	1	1	1
33	*302K906721	SHEET PRIMARY FEED HI			1	1	1	1
34	*302K906250	GUIDE PRIM FEED WIRE			1	1	1	1
35	*303NJ46160	WIRE PRIMARY FEED UNIT			1	1	1	1
36	*302N406060	GUIDE FRONT LOWER			1	1	1	1
37	*302N406140	SPRING RETARD LOCK			1	1	1	1
38	*302K906290	HOLDER SENSOR FEED			1	1	1	1
39	*302H708150	SPONGE WIRE MPT			2	2	2	2
40	*302K931080	WIRE STOPPER			6	6	6	6
41	*302N406050	HOLDER PICKUP			1	1	1	1
42	*302K906080	PIN PICK UP IDLE			1	1	1	1
43	*5MVX111DN007	STOPPER 3 /2BT1107 A4			1	1	1	1
44	*302N406070	SHAFT PICKUP PRIMARY			1	1	1	1
45	*302N406120	ONEWAY-CLUTCH 6			1	1	1	1

• Parts with a Ref.No. of 500 and above in the illustration indicate they are not selected for service parts.

• イラスト中で 500 番台の Ref 番号が付いている部品はサービスパーツに選定されていません。

FIG. 3 Paper Feed Section

3S0-2

Ref. No. 番号	Part.No. 部品番号	Description 部品名称	Notes 備考	Revision 改訂	Quantity 個数			
					100 (日本)	120	230	240
46	+302K906260	SPRING PICK UP			1	1	1	1
47	+302K906111	PLATE PRIMARY FEED DRIVE			1	1	1	1
48	+303NF06350	SHEET SOLENOID			1	1	1	1
49	+302K906270	MOUNT PRIMARY FEED R			1	1	1	1
50	+302K906280	HOLDER PRIM FEED PULLEY			2	2	2	2
A02	302K994B90	PARTS GUIDE PRIMARY FEED SET SP			1	1	1	1
51	+302K906051	GUIDE PRIMARY FEED			1	1	1	1
52	+29812291	CUSHION, CONTACT GLASS			2	2	2	2
53	302K906100	MOUNT PRIMARY FEED			1	1	1	1
54	302N209511	SLIDER CASSETTE LEFT			1	1	1	1
55	303NL09020	MOUNT SLIDER LR			1	1	1	1
56	303NL09030	MOUNT SLIDER LF			1	1	1	1
57	302N209521	STAY CASSETTE FRONT			1	1	1	1
58	303NL02261	FILM FRAME B			1	1	1	1
59	303NL02251	FILM FRAME A			1	1	1	1
60	302N209501	SLIDER CASSETTE RIGHT			1	1	1	1
61	303NL02220	STAY UP			1	1	1	1
62	303NG02031	STAY LOWER SIDE			1	1	1	1
63	302FZ02600	FOOT			4	4	4	4
A03	302N494230	PARTS PULLEY SET SP		2: Add	1	1	1	1
64	+302N406030	PULLEY FEED		2: Others	2	2	2	2
65	+302N406040	PULLEY RETARD		2: Others	1	1	1	1
101	7BB700410H	+BIND T.T S SCREW 4X10 SR						
102	7BB600306H	+BIND M SCREW 3X6 R						
103	5MBP2010WXSP	SPRING PIN / M2 X 10 S-BLK						
104	7BB700308H	+BIND T.T S SCREW 3X8 SR						
105	7BB200308H	+BIND T.T P SCREW 3X8						
106	7BB000305H	+BIND M SCREW 3X5						
107	7BB700408H	+BIND T.T S SCREW 4X8 SR						
108	7BB700412H	+BIND T.T S SCREW 4X12 SR						

• Parts with a Ref.No. of 500 and above in the illustration indicate they are not selected for service parts.

• イラスト中で 500 番台の Ref 番号が付いている部品はサービスパーツに選定されていません。

FIG. 4 Drive Section

3S0-1

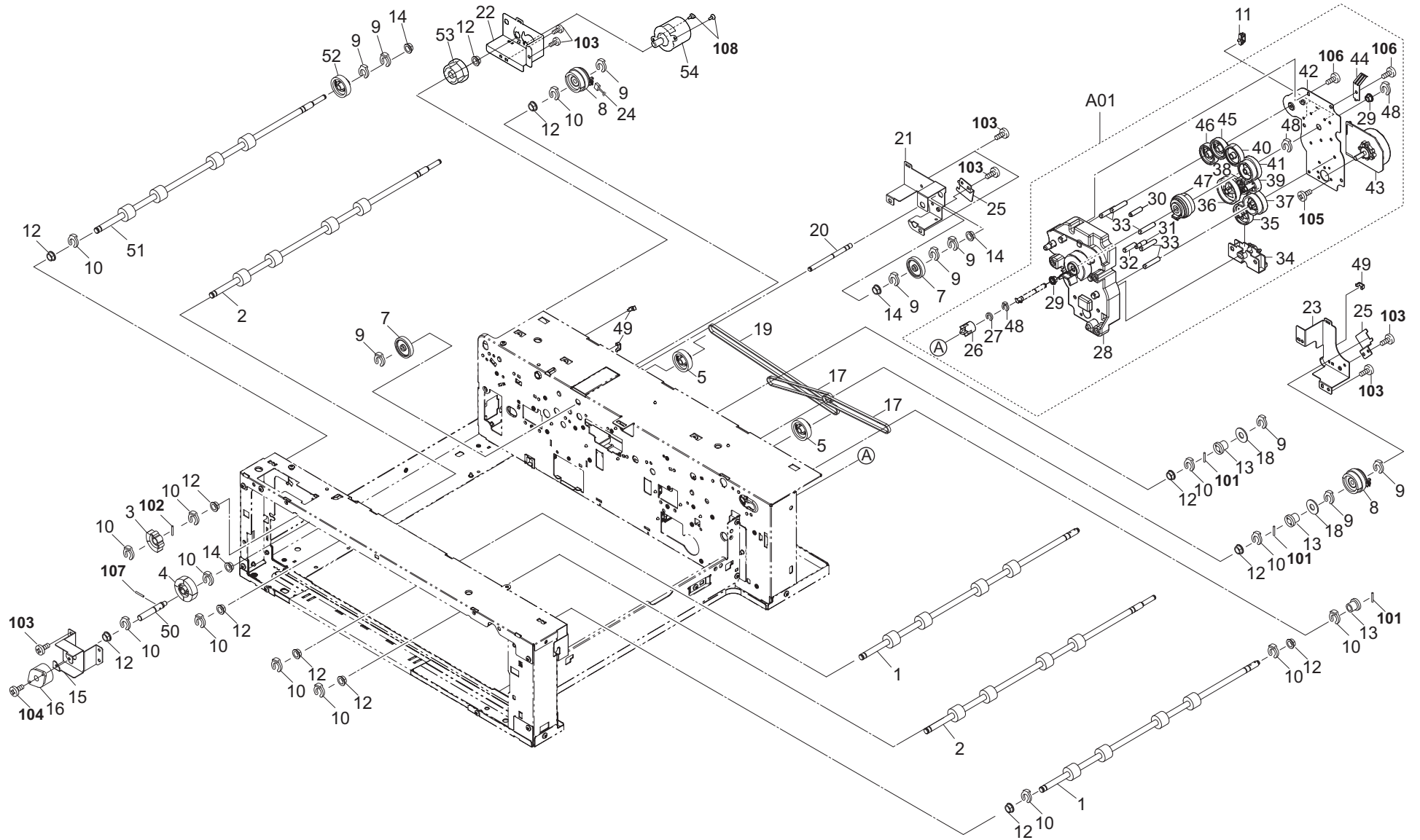


FIG. 4 Drive Section

3S0-1

Ref. No. 番号	Part.No. 部品番号	Description 部品名称	Notes 備考	Revision 改訂	Quantity 個数			
					100(日本)	120	230	240
1	303NL94050	PARTS ROLLER CONVEYING B SP			2	2	2	2
2	303NL94040	PARTS ROLLER CONVEYING A SP			2	2	2	2
3	303NL02190	GEAR Z12S FEED UP			1	1	1	1
4	303ND31220	GEAR Z12 PRESS			1	1	1	1
5	303NL31070	PULLEY 20 Z35L			2	2	2	2
6								
7	303NF31060	GEAR Z35R		1:Del	2	2	2	2
8	302NH44090	CLUTCH 50 Z35R		1:Part No.-chg.	2	2	2	2
9	5MVX111DN003	RING STOPPER /A-49 FEED A4			10	10	10	10
10	2BC06910	STOPPER 6			14	14	14	14
11	7YZM610008++H01	ACCESS.SADDLE			3	3	3	3
12	28107310	BUSH 8			12	12	12	12
13	2BC21420	PULLEY 20,SWITCH BACK			3	3	3	3
14	302K324450	BUSH 6			4	4	4	4
15	303NL02180	STAY TORQUE LIMITER			1	1	1	1
16	3B816970	TOP TORQUE LIMITER,RELEASE			1	1	1	1
17	303NL31090	BELT 40S2M276			2	2	2	2
18	75714210	COLLAR DEVELOPING UNIT			2	2	2	2
19	303NL31100	BELT 40S2M524			1	1	1	1
20	303NL31150	SHAFT EXIT JOINT			1	1	1	1
21	303NL31040	MOUNT DRIVE B			1	1	1	1
22	303S031030	MOUNT DRIVE			1	1	1	1
23	303NL31050	MOUNT DRIVE C			1	1	1	1
24	303S046030	WIRE CLUTCH			1	1	1	1
25	303NL31060	STOPPER CLUTCH			2	2	2	2

• Parts with a Ref.No. of 500 and above in the illustration indicate they are not selected for service parts.

• イラスト中で 500 番台の Ref 番号が付いている部品はサービスパーツに選定されていません。

FIG. 4 Drive Section

3S0-1

Ref. No. 番号	Part.No. 部品番号	Description 部品名称	Notes 備考	Revision 改訂	Quantity 個数			
					100(日本)	120	230	240
A01	303S094010	PARTS DRIVE FEED UNIT SP			1	1	1	1
26	*302K931530	COUPLING DRIVE			1	1	1	1
27	*302K924820	CUT-WASHER 4			1	1	1	1
28	*303NL31010	MOUNT FEED DRIVE			1	1	1	1
29	*302K324450	BUSH 6			2	2	2	2
30	*303NL31120	SHAFT FEED DRIVE B			1	1	1	1
31	*303NL31130	SHAFT FEED DRIVE C			1	1	1	1
32	*303NL31140	SHAFT FEED DRIVE D			1	1	1	1
33	*303NJ31120	PIN FEED DRIVE			5	5	5	5
34	*303NJ31031	BRACKET GEAR CHANGE			1	1	1	1
35	*303NJ31060	GEAR Z60R			1	1	1	1
36	*303NJ31080	GEAR Z75L-Z32L			1	1	1	1
37	*303NJ31070	GEAR Z56L-Z40R			1	1	1	1
38	*303NJ31130	GEAR Z28R			1	1	1	1
39	*302JZ31170	GEAR Z27L MAIN			1	1	1	1
40	*303NF31160	GEAR Z36R			1	1	1	1
41	*303NJ31140	GEAR Z40R-Z34L			1	1	1	1
42	*303NL31020	LID FEED DRIVE			1	1	1	1
43	*302K994333	PARTS MOTOR-BL W30 SP			1	1	1	1
44	*303NL31160	PLATE EARTH DRIVE			1	1	1	1
45	*303NL31070	PULLEY 20 Z35L			1	1	1	1
46	*303NL31080	PULLEY 20 Z35R			1	1	1	1
47	*302NH44090	CLUTCH 50 Z35R		1:Part No.-chg.	1	1	1	1
48	*5MVX111DN003	RING STOPPER /A-49 FEED A4			3	3	3	3
49	302K931080	WIRE STOPPER			3	3	3	3
50	303NL02210	SHAFT TORQUE LIMITER			1	1	1	1
51	303S094030	PARTS ROLLER CONVEYING SP			1	1	1	1
52	303RL31020	GEAR Z35R			1	1	1	1
53	303S031010	GEAR Z67R-Z35L			1	1	1	1
54	302NH94140	PARTS MOTOR-BL INNER W10 SP			1	1	1	1
101	7BP512012B0CH01	PARALLEL PIN 2.0X12						
102	7BP512016B0CH01	PARALLEL PIN 2.0X16						
103	7BB700408H	+BIND T.T S SCREW 4X8 SR						
104	7BB702308H	+TP-FLAT T.T S SCREW 3X8 SR						
105	7BB000305H	+BIND M SCREW 3X5						
106	7BB200410H	+BIND T.T P SCREW 4X10						
107	7BP512016B0CH01	PARALLEL PIN 2.0X16						
108	7BB100306H	+BIND T.T S SCREW 3X6						

• Parts with a Ref.No. of 500 and above in the illustration indicate they are not selected for service parts.

• イラスト中で 500 番台の Ref 番号が付いている部品はサービスパーツに選定されていません。

FIG. 5 Exit Section

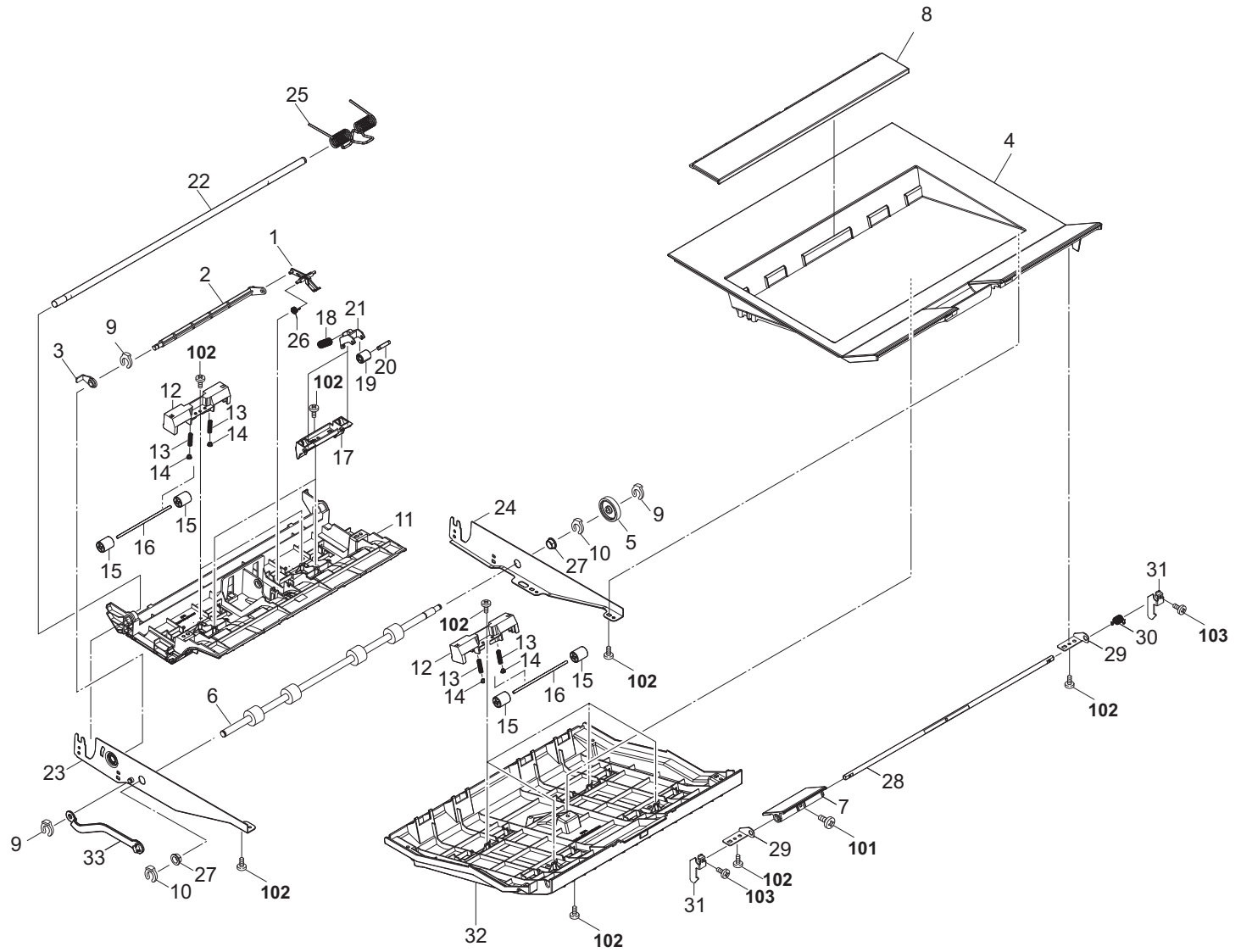


FIG. 5 Exit Section

3S0

Ref. No. 番号	Part.No. 部品番号	Description 部品名称	Notes 備考	Revision 改訂	Quantity 個数			
					100 (日本)	120	230	240
1	303NL06110	ACTUATOR PI EXIT			1	1	1	1
2	303NL06380	ACTUATOR PI EXIT B			1	1	1	1
3	303NL06390	ACTUATOR PI EXIT C			1	1	1	1
4	303NL04070	COVER UP			1	1	1	1
5	303NF31050	GEAR Z35L			1	1	1	1
6	303NL94030	PARTS ROLLER EXIT B SP			1	1	1	1
7	303NL04100	HANDLE TOP COVER			1	1	1	1
8	303NL04060	LID COVER UP			1	1	1	1
9	5MVX111DN003	RING STOPPER /A-49 FEED A4			3	3	3	3
10	2BC06910	STOPPER 6			2	2	2	2
11	303NL06170	GUIDE FEED UP B			1	1	1	1
12	302K906640	HOLDER FEED LOW PULLEY			6	6	6	6
13	303NL06500	SPRING FEED PULLEY			12	12	12	12
14	302ND24290	CAP SPRING			12	12	12	12
15	302F929260	PULLEY DU LOW			12	12	12	12
16	302NH06980	SHAFT FEED LOW			6	6	6	6
17	303NL06340	MOUNT HOLDER PULLEY			2	2	2	2
18	303NL06480	SPRING HOLDER PULLEY			4	4	4	4
19	3HL08080	PULLEY CONVEYING			4	4	4	4
20	3H608150	SHAFT C PULLEY			4	4	4	4
21	303H608091	HOLDER C PULLEY			4	4	4	4
22	303NL02170	SHAFT FEED UP			1	1	1	1
23	303NL06420	PLATE HINGE FRONT			1	1	1	1
24	303NL06430	PLATE HINGE REAR			1	1	1	1
25	303NL02240	SPRING UP COVER			1	1	1	1
26	302H729120	SPRING ACT DU			1	1	1	1
27	28107310	BUSH 8			2	2	2	2
28	303NL06320	SHAFT COVER HOOK			1	1	1	1
29	303NL06350	MOUNT COVER HOOK			2	2	2	2
30	303NL06490	SPRING COVER HOOK			1	1	1	1
31	303NL06400	HOOK TOP COVER			2	2	2	2
32	303NL06160	GUIDE FEED UP A			1	1	1	1
33	303NL06470	STRAP CONVEYING			1	1	1	1
101	7BB702308H	+TP-FLAT T.T S SCREW 3X8 SR						
102	7BB200308H	+BIND T.T P SCREW 3X8						
103	7BB000306H	+BIND M SCREW 3X6						

• Parts with a Ref.No. of 500 and above in the illustration indicate they are not selected for service parts.

• イラスト中で 500 番台の Ref 番号が付いている部品はサービスパーツに選定されていません。

FIG. 6 Electrical Component

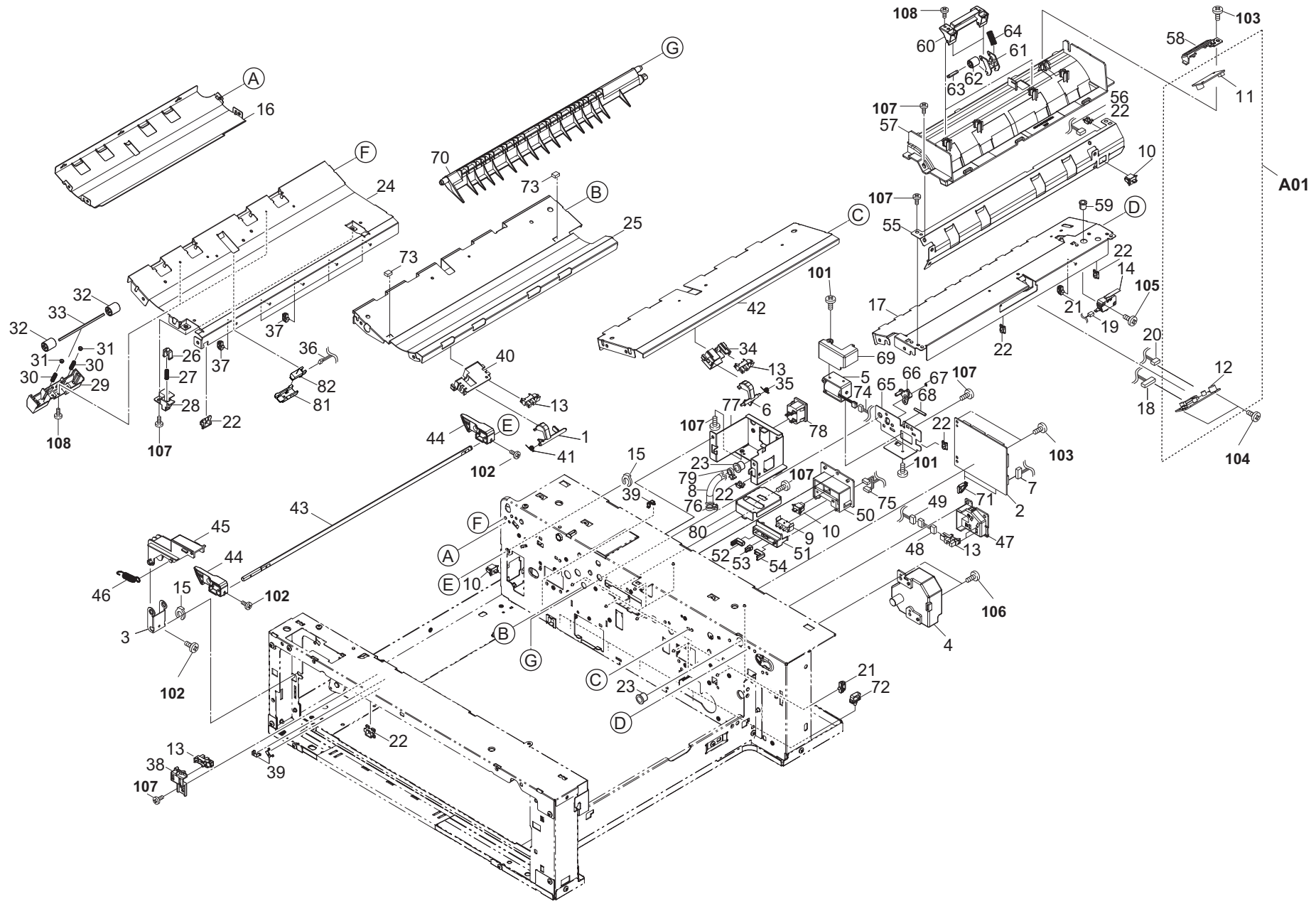


FIG. 6 Electrical Component

3S0

Ref. No. 番号	Part.No. 部品番号	Description 部品名称	Notes 備考	Revision 改訂	Quantity 個数			
					100(日本)	120	230	240
1	303NL06460	ACTUATOR PI			1	1	1	1
2	303S094040	PARTS PWB SMT ASSY SP			1	1	1	1
3	303NG02270	LEVER ATTACHMENT			1	1	1	1
4	302K394190	PARTS MOTOR LIFT ASSY SP			1	1	1	1
5	302K994370	PARTS SOLENOID FEED SHIFT SP			1	1	1	1
6	303ND37090	ACTUATOR PI			1	1	1	1
7	303NL46140	WIRE SUB PF I/F			1	1	1	1
8	303S046050	WIRE INTERFACE B			1	1	1	1
9	7SP03072001+H01	SW.PUSH			1	1	1	1
10	7SP01000006+H01	SW.PUSH			3	3	3	3
A01	303M494190	PARTS PWB TX-RX SET SP			1	1	1	1
11	*303M494150	PARTS PWB TX ASSY SP			1	1	1	1
12	*303M494160	PARTS PWB RX ASSY SP			1	1	1	1
13	303M894260	PARTS SENSOR OPT SP			5	5	5	5
14	2FB27160	INTER LOCK SWITCH			1	1	1	1
15	5MVX111DN003	RING STOPPER /A-49 FEED A4			2	2	2	2
16	303S006150	GUIDE EXIT UP			1	1	1	1
17	303NL06010	GUIDE CONVEYING A			1	1	1	1
18	303NL46160	WIRE SSW			1	1	1	1
19	303NL46150	WIRE INTERLOCK			1	1	1	1
20	303NL46180	WIRE SSW JOINT			1	1	1	1
21	7YZM610008++H01	ACCESS.SADDLE			9	9	9	9
22	7YZM210006++H01	ACCESS.EDGING			7	7	7	7
23	7YZM130002++H01	ACCESS.BUSHING			2	2	2	2
24	303S006040	GUIDE EXIT LOW			1	1	1	1
25	303NL06030	GUIDE CONVEYING C			1	1	1	1
26	2FB07330	STOPPER BYPASS TABLE			2	2	2	2
27	302FB17700	SPRING BYPASS TABLE			2	2	2	2
28	303NL06440	CASE STOPPER			2	2	2	2
29	302K906640	HOLDER FEED LOW PULLEY			2	2	2	2
30	2DC12170	SPRING TENSION			4	4	4	4
31	302ND24290	CAP SPRING			4	4	4	4
32	302F929260	PULLEY DU LOW			4	4	4	4
33	302NH06980	SHAFT FEED LOW			2	2	2	2
34	303ND37100	HOLDER FEED PI			1	1	1	1
35	303NL06510	SPRING ACTUATOR PI			1	1	1	1
36	303S046020	WIRE CONVEYING			1	1	1	1
37	7YZM610007++H01	ACCESS.SADDLE			5	5	5	5
38	303NL02200	HOLDER PI EXIT			1	1	1	1
39	302K931080	WIRE STOPPER			3	3	3	3
40	303NL06450	HOLDER FEED PI			1	1	1	1
41	302H729120	SPRING ACT DU			1	1	1	1
42	303NL06020	GUIDE CONVEYING B			1	1	1	1
43	303NG02290	SHAFT ATTACHMENT			1	1	1	1
44	303NG02310	HOOK ATTACHMENT			2	2	2	2
45	303NG02280	KNOB ATTACHMENT			1	1	1	1

• Parts with a Ref.No. of 500 and above in the illustration indicate they are not selected for service parts.

• イラスト中で 500 番台の Ref 番号が付いている部品はサービスパーツに選定されていません。

FIG. 6 Electrical Component

3S0

Ref. No. 番号	Part.No. 部品番号	Description 部品名称	Notes 備考	Revision 改訂	Quantity 個数			
					100(日本)	120	230	240
46	303NG02240	SPRING KNOB			1	1	1	1
47	302K909510	MOUNT PAPER LEVEL SENSOR			1	1	1	1
48	302K946420	WIRE PAPER SENSOR			1	1	1	1
49	303S046040	WIRE FEED			1	1	1	1
50	302K909520	MOUNT SIZE SENSOR			1	1	1	1
51	302K909541	HOLDER SIZE DETECTION			1	1	1	1
52	302K909580	PIN PAPER SIZE A			1	1	1	1
53	302K909590	PIN PAPER SIZE B			1	1	1	1
54	302K909600	PIN PAPER SIZE C			1	1	1	1
55	303NL06240	GUIDE CONVEYING R			1	1	1	1
56	303NL46120	WIRE COVER SW			1	1	1	1
57	303NL06360	GUIDE FEED UP C			1	1	1	1
58	303NL06410	HOLDER SENSOR			1	1	1	1
59	7YZM130001++H01	ACCESS.BUSHING			1	1	1	1
60	303NL06340	MOUNT HOLDER PULLEY			2	2	2	2
61	303H608091	HOLDER C PULLEY			4	4	4	4
62	3HL08080	PULLEY CONVEYING			4	4	4	4
63	3H608150	SHAFT C PULLEY			4	4	4	4
64	303NL06480	SPRING HOLDER PULLEY			4	4	4	4
65	303NL06070	MOUNT SOLENOID			1	1	1	1
66	303NL06080	LEVER SOLENOID			1	1	1	1
67	5MVX111DN007	STOPPER 3 /2BT1107 A4			1	1	1	1
68	302FZ08190	SPRING HOLDER MPT			1	1	1	1
69	303NL04140	COVER SOLENOID			1	1	1	1
70	303NL06050	GUIDE CHANGE			1	1	1	1
71	302K939230	HOLDER PWB			2	2	2	2
72	7YZM610001++H01	ACCESS SADDLE			5	5	5	5
73	303H321120	CUSHION HOLDER			2	2	2	2
74	303NL46200	WIRE SOLENOID			1	1	1	1
75	303NL46020	WIRE PAPER SIZE			1	1	1	1
76	7YZM420003++H01	ACCESS.BAND			1	1	1	1
77	303NG02180	MOUNT INLET			1	1	1	1
78	303NL46090	WIRE HEATER MAIN			1	1	1	1
79	7YZM420004++H01	ACCESS.BAND			1	1	1	1
80	303NL02150	MOUNT INTERFACE			1	1	1	1
81	302K906290	HOLDER SENSOR FEED			1	1	1	1
82	302K994580	PARTS SENSOR OPT. SP			1	1	1	1
101	7BB000304H	+BIND M SCREW 3X4						
102	7BB000306H	+BIND M SCREW 3X6						
103	7BB200308H	+BIND T.T P SCREW 3X8						
104	7BB102308H1	+TP-FLAT T.T S SCREW 3X8						
105	7BB700316H	+BIND T.T S SCREW 3X16 SR						
106	7BB700412H	+BIND T.T S SCREW 4X12 SR						
107	7BB700408H	+BIND T.T S SCREW 4X8 SR						
108	7BB700308H	+BIND T.T S SCREW 3X8 SR						

• Parts with a Ref.No. of 500 and above in the illustration indicate they are not selected for service parts.

• イラスト中で 500 番台の Ref 番号が付いている部品はサービスパーツに選定されていません。

FIG. 7 Accessories 1

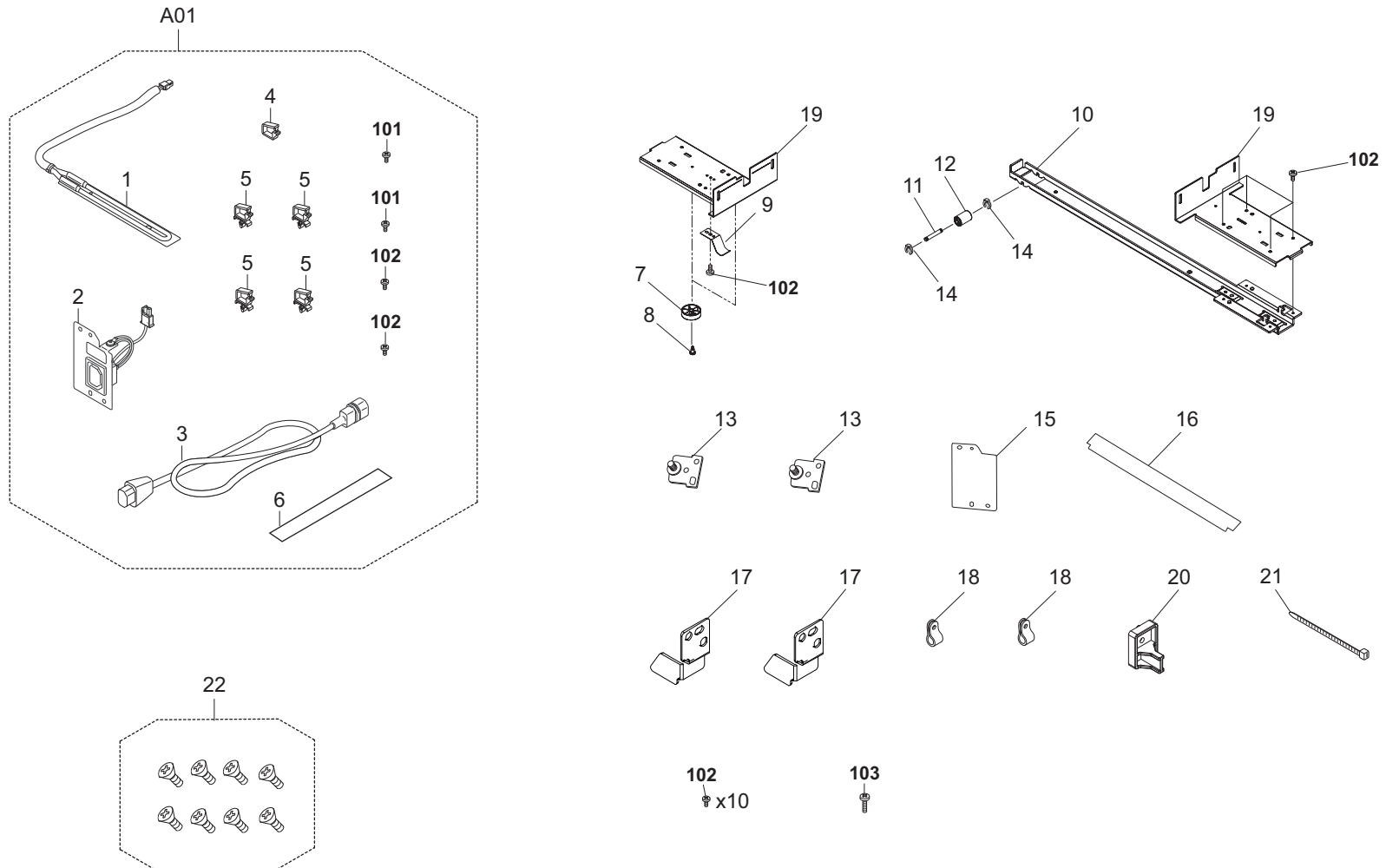


FIG. 8 Accessories 2

front (表面)

1

사용자 自定义 کاغذی 自訂	8开 16开 16开	Letter Letter A3 A4 A5 A4	Legal Letter Ledger	Thick Plain Coated	Letterhead Espesso Comum Cuché Intestata Spessa Normale Patinata	Blank Плотная Мелованная Обычная	En-tête Épais Normal Couché Grueso Normal	B5 B5 B4 B5	Statement Oficio
---------------------------	------------------	--	---------------------------	--------------------------	---	---	--	----------------------	---------------------

back (裏面)

Personalizado Anwender Personalizzato Custom	信箋紙 厚紙 普通紙 再生紙	普通紙 普通紙 普通紙 再生紙	Dick Normalpapier Beschichtet Dik Normaal	Épais Normal Couché Grueso Normal	Normalpapier Beschichtet Dik Normaal	En-tête Épais Normal Couché Grueso Normal	B5 B5 B4 B5	Statement Oficio
---	-------------------------	--------------------------	---	---	---	--	----------------------	---------------------

2

3

INDEX / 索引

Part.No. 部品番号	Description 部品名称	Fig.No.
28107310	BUSH 8	4,5
29812291	CUSHION,CONTACT GLASS	3
34806040	LOWER BUSHING,PAPER FEED	3
75714210	COLLAR DEVELOPING UNIT	4
2BC06910	STOPPER 6	4,5
2BC21420	PULLEY 20,SWITCH BACK	4
2DC12170	SPRING TENSION	1,6
2FB07330	STOPPER BYPASS TABLE	6
2FB27160	INTER LOCK SWITCH	6
302BM07410	GEAR GUIDE SIDE	2
302F708310	SPRING LOCK MPF	3
302F929260	PULLEY DU LOW	3,5,6
302FB17700	SPRING BYPASS TABLE	6
302FZ02600	FOOT	3
302FZ08190	SPRING HOLDER MPT	6
302FZ20021	SPRING LID	1
302GR09991	LIFT LOCK	2
302H708150	SPONGE WIRE MPT	3
302H722760	PULLEY MIDDLE A	1
302H728100	SPRING EXIT PULLEY	2
302H729120	SPRING ACT DU	5,6
302H745070	CASSETTE HEATER 100	7
302H745080	HEATER DEHUMIDIFIER 240	7
302H745090	HEATER DEHUMIDIFIER 120	7
302HN09190	SPRING FIX	2
302HN09240	SIZE FIX	2
302JZ31170	GEAR Z27L MAIN	4
302K324450	BUSH 6	3,4
302K394190	PARTS MOTOR LIFT ASSY SP	6
302K906051	GUIDE PRIMARY FEED	3
302K906080	PIN PICK UP IDLE	3
302K906100	MOUNT PRIMARY FEED	3
302K906111	PLATE PRIMARY FEED DRIVE	3
302K906230	GEAR PRIMARY FEED IDLE Z20R Z16L	3
302K906240	GEAR FEED DRIVE Z20L	3
302K906250	GUIDE PRIM FEED WIRE	3
302K906260	SPRING PICK UP	3
302K906270	MOUNT PRIMARY FEED R	3
302K906280	HOLDER PRIM FEED PULLEY	3
302K906290	HOLDER SENSOR FEED	3,6
302K906321	ACTUATOR PAPER EMPTY	3
302K906420	PLATE RETARD ADJUST	3
302K906640	HOLDER FEED LOW PULLEY	1,5,6
302K906660	HANDLE FEED LOW	1
302K906670	HOOK FEED LOW	1
302K906681	SHAFT FEED LOW HOOK	1
302K906700	HOLDER PULLEY	3
302K906721	SHEET PRIMARY FEED HI	3
302K906750	TORQUE-LIMITER 390	3
302K909060	RACK CURSOR	2
302K909082	PLATE PAPER BOTTOM	2

Part.No. 部品番号	Description 部品名称	Fig.No.
302K909090	PLATE WORK	2
302K909121	LEVER CURSOR LOCK REAR	2
302K909140	CAP TURN PLATE	2
302K909190	SHAFT WORK PLATE	2
302K909251	LEVER SIDE SW	2
302K909260	PAD BOTTOM	2
302K909270	ACTUATOR PAPER LEVEL DETECTION	2
302K909510	MOUNT PAPER LEVEL SENSOR	6
302K909520	MOUNT SIZE SENSOR	6
302K909541	HOLDER SIZE DETECTION	6
302K909580	PIN PAPER SIZE A	6
302K909590	PIN PAPER SIZE B	6
302K909600	PIN PAPER SIZE C	6
302K924820	CUT-WASHER 4	2,3,4
302K931080	WIRE STOPPER	3,4,6
302K931530	COUPLING DRIVE	4
302K934011	LABEL PAPER SIZE A	2
302K934021	LABEL PAPER SIZE B	2
302K934100	LABEL CASSETTE CURSOR LOCK	2
302K939230	HOLDER PWB	6
302K946420	WIRE PAPER SENSOR	6
302K994333	PARTS MOTOR-BL W30 SP	4
302K994370	PARTS SOLENOID FEED SHIFT SP	6
302K994550	PARTS GEAR CURSOR SP	2
302K994580	PARTS SENSOR OPT. SP	3,6
302K994B90	PARTS GUIDE PRIMARY FEED SET SP	3
302KP34220	LABEL HIGH TEMPERATURE CAUTION	7
302KS61240	SPACER LCD A	2
302LC04380	HANDLE CASSETTE	2
302LC28240	SPRING SWITCHBACK	3
302N209011	CASSETTE BASE	2
302N209020	CURSOR END	2
302N209030	ARM SIZE DETECTION	2
302N209040	SPRING CASSETTE EARTH	2
302N209050	CUSHION BOTTOM PLATE	2
302N209501	SLIDER CASSETTE RIGHT	3
302N209511	SLIDER CASSETTE LEFT	3
302N209521	STAY CASSETTE FRONT	3
302N404211	COVER CASSETTE B	2
302N406010	PLATE FRAME UPPER	3
302N406030	PULLEY FEED	3
302N406040	PULLEY RETARD	3
302N406050	HOLDER PICKUP	3
302N406060	GUIDE FRONT LOWER	3
302N406070	SHAFT PICKUP PRIMARY	3
302N406100	GEAR Z32 FEED OW	3
302N406110	GEAR Z32 PICKUP	3
302N406120	ONEWAY-CLUTCH 6	3
302N406130	LEVER RETARD RELEASE	3
302N406140	SPRING RETARD LOCK	3
302N406150	FULCRUM-PIN RETARD	3

Part.No. 部品番号	Description 部品名称	Fig.No.
302N406160	LEVER RETARD LOCK	3
302N406170	GEAR Z28 FEED	3
302N494220	PARTS CURSOR SCREW SET SP	7
302N494230	PARTS PULLEY SET SP	3
302ND09050	COVER CURSOR F	2
302ND09060	LEVER CURSOR F	2
302ND09070	SPRING RELEASE CURSOR	2
302ND09080	RACK CURSOR F	2
302ND09130	LEVER CURSOR SET	2
302ND24290	CAP SPRING	1,3,5,6
302NH06070	HOLDER RETARD	3
302NH06090	PLATE RETARD HOLDER	3
302NH06100	SPRING RETARD	3
302NH06980	SHAFT FEED LOW	1,3,5,6
302NH06990	SHAFT ASSIST PULLEY	3
302NH09020	RAIL CURSOR	2
302NH09030	CURSOR FRONT	2
302NH09040	CURSOR REAR	2
302NH09100	CAM CURSOR RAIL	2
302NH09130	SHAFT CURSOR GEAR	2
302NH09150	LOCK REAR CURSOR	2
302NH09360	PLATE CURSOR	2
302NH34730	LABEL CASSETTE PAPER MAX	2
302NH44090	CLUTCH 50 Z35R	4
302NH94140	PARTS MOTOR-BL INNER W10 SP	4
302NT09060	SPRING CURSOR SET	2
303H321120	CUSHION HOLDER	6
303H608091	HOLDER C PULLEY	5,6
303JY02270	SHAFT SLIDER	7
303JY02400	PLATE EARTH RAIL	7
303LT03080	BASE SLIDER S	7
303LT03090	PULLEY SLIDER S	7
303M494150	PARTS PWB TX ASSY SP	6
303M494160	PARTS PWB RX ASSY SP	6
303M494190	PARTS PWB TX-RX SET SP	6
303M894260	PARTS SENSOR OPT SP	3,6
303ND31220	GEAR Z12 PRESS	4
303ND37090	ACTUATOR PI	6
303ND37100	HOLDER FEED PI	6
303NF06350	SHEET SOLENOID	3
303NF31050	GEAR Z35L	5
303NF31060	GEAR Z35R	4
303NF31160	GEAR Z36R	4
303NG02031	STAY LOWER SIDE	3
303NG02180	MOUNT INLET	6
303NG02240	SPRING KNOB	6
303NG02270	LEVER ATTACHMENT	6
303NG02280	KNOB ATTACHMENT	6
303NG02290	SHAFT ATTACHMENT	6
303NG02310	HOOK ATTACHMENT	6
303NG02502	MOUNT RAIL	7

Part.No. 部品番号	Description 部品名称	Fig.No.
303NG02520	PLATE LOCK ATTACHMENT	7
303NG02530	LEVER SWITCH	7
303NG02540	PULLEY SLIDER	7
303NG02550	PLATE COVER	7
303NG06370	FILM GUIDE	7
303NG94071	PARTS DEHUMIDIFINR 100 SET SP	7
303NG94081	PARTS DEHUMIDIFINR 120 SET SP	7
303NG94091	PARTS DEHUMIDIFINR 240 SET SP	7
303NG94110	PARTS DEHUMIDIFINR 100 ASSY SP	7
303NG94120	PARTS DEHUMIDIFINR 120 ASSY SP	7
303NG94130	PARTS DEHUMIDIFINR 240 ASSY SP	7
303NJ06040	GEAR PRIMARY FEED Z17L OW	3
303NJ31031	BRACKET GEAR CHANGE	4
303NJ31060	GEAR Z60R	4
303NJ31070	GEAR Z56L-Z40R	4
303NJ31080	GEAR Z75L-Z32L	4
303NJ31120	PIN FEED DRIVE	4
303NJ31130	GEAR Z28R	4
303NJ31140	GEAR Z40R-Z34L	4
303NJ46160	WIRE PRIMARY FEED UNIT	3
303NJ94050	PARTS ROLLER ASSIST SP	3
303NL02150	MOUNT INTERFACE	6
303NL02170	SHAFT FEED UP	5
303NL02180	STAY TORQUE LIMITER	4
303NL02190	GEAR Z12S FEED UP	4
303NL02200	HOLDER PI EXIT	6
303NL02210	SHAFT TORQUE LIMITER	4
303NL02220	STAY UP	3
303NL02231	STOPPER CASTER	7
303NL02240	SPRING UP COVER	5
303NL02251	FILM FRAME A	3
303NL02261	FILM FRAME B	3
303NL04010	COVER TOP F	1
303NL04021	COVER FRONT R	1
303NL04031	COVER RIGHT R	1
303NL04040	COVER FRONT UP	1
303NL04050	COVER REAR	1
303NL04060	LID COVER UP	5
303NL04070	COVER UP	5
303NL04080	COVER FEED RIGHT	1
303NL04091	COVER RIGHT F	1
303NL04100	HANDLE TOP COVER	5
303NL04110	COVER TOP R	1
303NL04120	COVER TOP L	1
303NL04130	COVER UP R	1
303NL04140	COVER SOLENOID	6
303NL06010	GUIDE CONVEYING A	6
303NL06020	GUIDE CONVEYING B	6
303NL06030	GUIDE CONVEYING C	6
303NL06050	GUIDE CHANGE	6
303NL06070	MOUNT SOLENOID	6

Part.No. 部品番号	Description 部品名称	Fig.No.
303NL06080	LEVER SOLENOID	6
303NL06110	ACTUATOR PI EXIT	5
303NL06160	GUIDE FEED UP A	5
303NL06170	GUIDE FEED UP B	5
303NL06240	GUIDE CONVEYING R	6
303NL06320	SHAFT COVER HOOK	5
303NL06340	MOUNT HOLDER PULLEY	5,6
303NL06350	MOUNT COVER HOOK	5
303NL06360	GUIDE FEED UP C	6
303NL06370	GUIDE FEED R	1
303NL06380	ACTUATOR PI EXIT B	5
303NL06390	ACTUATOR PI EXIT C	5
303NL06400	HOOK TOP COVER	5
303NL06410	HOLDER SENSOR	6
303NL06420	PLATE HINGE FRONT	5
303NL06430	PLATE HINGE REAR	5
303NL06440	CASE STOPPER	6
303NL06450	HOLDER FEED PI	6
303NL06460	ACTUATOR PI	6
303NL06470	STRAP CONVEYING	5
303NL06480	SPRING HOLDER PULLEY	5,6
303NL06490	SPRING COVER HOOK	5
303NL06500	SPRING FEED PULLEY	5
303NL06510	SPRING ACTUATOR PI	6
303NL09020	MOUNT SLIDER LR	3
303NL09030	MOUNT SLIDER LF	3
303NL31010	MOUNT FEED DRIVE	4
303NL31020	LID FEED DRIVE	4
303NL31040	MOUNT DRIVE B	4
303NL31050	MOUNT DRIVE C	4
303NL31060	STOPPER CLUTCH	4
303NL31070	PULLEY 20 Z35L	4
303NL31080	PULLEY 20 Z35R	4
303NL31090	BELT 40S2M276	4
303NL31100	BELT 40S2M524	4
303NL31120	SHAFT FEED DRIVE B	4
303NL31130	SHAFT FEED DRIVE C	4
303NL31140	SHAFT FEED DRIVE D	4
303NL31150	SHAFT EXIT JOINT	4
303NL31160	PLATE EARTH DRIVE	4
303NL46020	WIRE PAPER SIZE	6
303NL46090	WIRE HEATER MAIN	6
303NL46120	WIRE COVER SW	6
303NL46140	WIRE SUB PF I/F	6
303NL46150	WIRE INTERLOCK	6
303NL46160	WIRE SSW	6
303NL46180	WIRE SSW JOINT	6
303NL46200	WIRE SOLENOID	6
303NL94030	PARTS ROLLER EXIT B SP	5
303NL94040	PARTS ROLLER CONVEYING A SP	4
303NL94050	PARTS ROLLER CONVEYING B SP	4

Part.No. 部品番号	Description 部品名称	Fig.No.
303NS46081	WIRE AC CORD	7
303RL31020	GEAR Z35R	4
303S004010	EMBLEM CASSETTE	2
303S006040	GUIDE EXIT LOW	6
303S006150	GUIDE EXIT UP	6
303S031010	GEAR Z67R-Z35L	4
303S031030	MOUNT DRIVE	4
303S034010	LABEL CASSETTE NUMBER 5	2
303S034020	LABEL CASSETTE NUMBER 6	2,8
303S034030	LABEL CASSETTE NUMBER 7	2,8
303S034040	SHEET CASSETTE PAPER MEDIA	8
303S034050	LABEL CASSETTE OPERATION	2
303S046020	WIRE CONVEYING	6
303S046030	WIRE CLUTCH	6
303S046040	WIRE FEED	6
303S046050	WIRE INTERFACE B	6
303S093010	CT-8721	2
303S094010	PARTS DRIVE FEED UNIT SP	4
303S094020	PARTS PRIMARY FEED UNIT SP	3
303S094030	PARTS ROLLER CONVEYING SP	4
303S094040	PARTS PWB SMT ASSY SP	6
3B816970	TOP TORQUE LIMITER,RELEASE	4
3CG02041	PIN,RELEASE LEVER	7
3H608150	SHAFT C PULLEY	5,6
3HL08080	PULLEY CONVEYING	5,6
5MVX111DN003	RING STOPPER /A-49 FEED A4	2,3,4,5,6,7
5MVX111DN007	STOPPER 3 /2BT1107 A4	3,6
7SP01000006+H01	SW.PUSH	6
7SP03072001+H01	SW.PUSH	6
7YZM130001++H01	ACCESS.BUSHING	6
7YZM130002++H01	ACCESS.BUSHING	6
7YZM210005++H01	ACCESS.EDGING	7
7YZM210006++H01	ACCESS.EDGING	6
7YZM420003++H01	ACCESS.BAND	6,7
7YZM420004++H01	ACCESS.BAND	6
7YZM610001++H01	ACCESS.SADDLE	6,7
7YZM610007++H01	ACCESS.SADDLE	6
7YZM610008++H01	ACCESS.SADDLE	4,6
M2105040	NYLON CLAMP 6N,NK-6N	7

DF-7110

Rev.5
June 2018

—— CONTENTS / 目次 ——

FIG. 1	Covers	2
FIG. 2	Frames	5
FIG. 3	Paper Feed Section 1	7
FIG. 4	Paper Feed Section 2	10
FIG. 5	Paper Feed Section 3	13
FIG. 6	Main Exit Section	15
FIG. 7	Drive Section	17
FIG. 8	Electrical Components	19
FIG. 9	Wire Section.....	21
FIG. 10	Accessories.....	23
• INDEX / 索引		25

FIG. 1 Covers

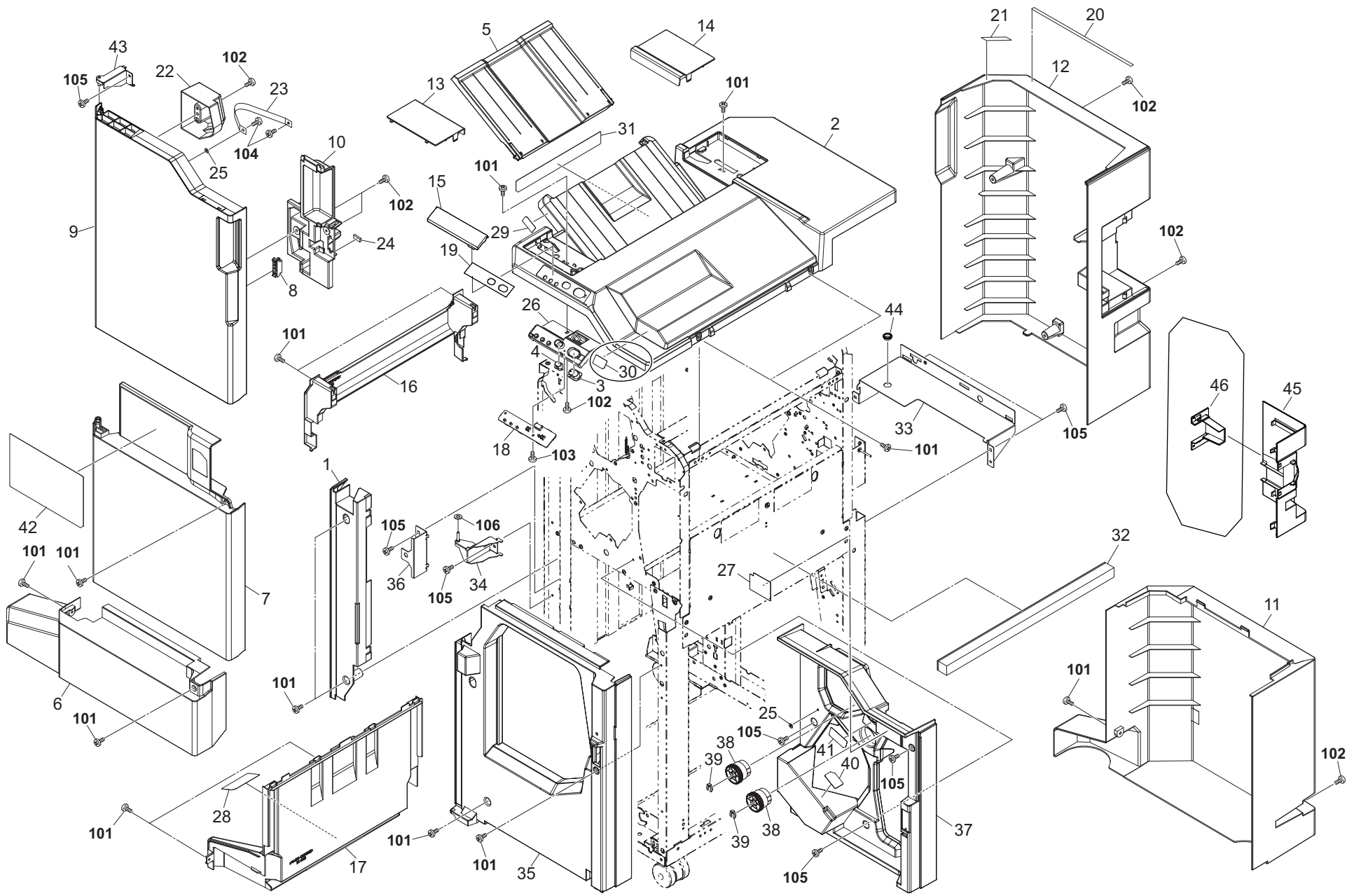


FIG. 1 Covers

3RW

Ref. No. 番号	Part.No. 部品番号	Description 部品名称	Notes 備考	Revision 改訂	Quantity 個数			
					100 (日本)	120	230	240
1	303NB04050	COVER FRONT LEFT UPPER			1	1	1	
2	303RW04010	COVER TOP			1	1	1	
3	303PG04090	KEY STAPLER			1	1	1	
4	303NB04240	KEY SELECT			1	1	1	
5	303RW04060	TRAY B SLIDE			1	1	1	
6	303RW04140	COVER FRONT LOWER			1	1	1	
7	303RW04130	COVER FRONT MIDDLE			1	1	1	
8	302H004660	MAGNET CATCH			1	1	1	
9	303RW04110	COVER FRONT UPPER			1	1	1	
10	303NB04171	COVER HANDLE			1	1	1	
11	303NB04091	COVER REAR LOWER			1	1	1	
12	303NB04081	COVER REAR UPPER			1	1	1	
13	303RW04070	LID TOP FRONT			1	1	1	
14	303RW04080	LID TOP REAR			1	1	1	
15	303RW04020	COVER OPERATION			1	1	1	
16	303NB04142	COVER MAIN EXIT			1	1	1	
17	303NB04152	COVER LEFT LOWER			1	1	1	
18	303NB94030	PARTS PWB OPERATION ASSY SP			1	1	1	
19	303RW04120	SHEET OPERATION			1	1	1	
20	302H715300	FILM MAG COVER C			1	1	1	
21	302HN02930	SHEET HOUSING LEFT			1	1	1	
22	303NB04320	STOPPER FRONT COVER			1	1	1	
23	302BL04681	STRAP COVER			1	1	1	
24	63213320	CUSHION,ORIGINAL COLLECTION			1	1	1	
25	302LW04260	SPACER USB			2	2	2	
26	303RW04100	MOUNT OPERATION			1	1	1	
27	303NB34250	LABEL D1			1	1	1	
28	303NB34220	LABEL CAUTION MAIN TRAY			1	1	1	
29	303RW34010	LABEL B			1	1	1	
30	303RW34020	LABEL C			1	1	1	
31	303RW34030	LABEL MANUAL STAPLER			1	1	1	
32	303NB02310	SPONGE JOINT			1	1	1	
33	303NB04310	MOUNT REAR COVER			1	1	1	
34	303NB04260	FULCRUM-PLATE COVER MIDDLE			1	1	1	
35	303NB04071	COVER INNER LOWER			1	1	1	
36	303NB04330	REINFORCEMENT FULCRUM MIDDLE			1	1	1	
37	303NB04065	COVER INNER UPPER			1	1	1	
38	303NB04200	HANDLE JAM REMOVAL			2	2	2	
39	2BC06910	STOPPER 6			2	2	2	
40	303NB34240	LABEL A STAPLER			1	1	1	
41	303NB34210	LABEL D3 D5			1	1	1	
42	303NB34200	LABEL OPERATION			1	1	1	
43	303NB04250	FULCRUM-PLATE COVER UPPER			1	1	1	
44	7YZM110001++H01	ACCESS.BUSHING			1	1	1	
45	303NC04063	COVER LID REAR			1	1	1	
46	303NC04190	COVER LID REAR S			1	1	1	

• Parts with a Ref.No. of 500 and above in the illustration indicate they are not selected for service parts.

• イラスト中で 500 番台の Ref 番号が付いている部品はサービスパーツに選定されていません。

FIG. 2 Frames

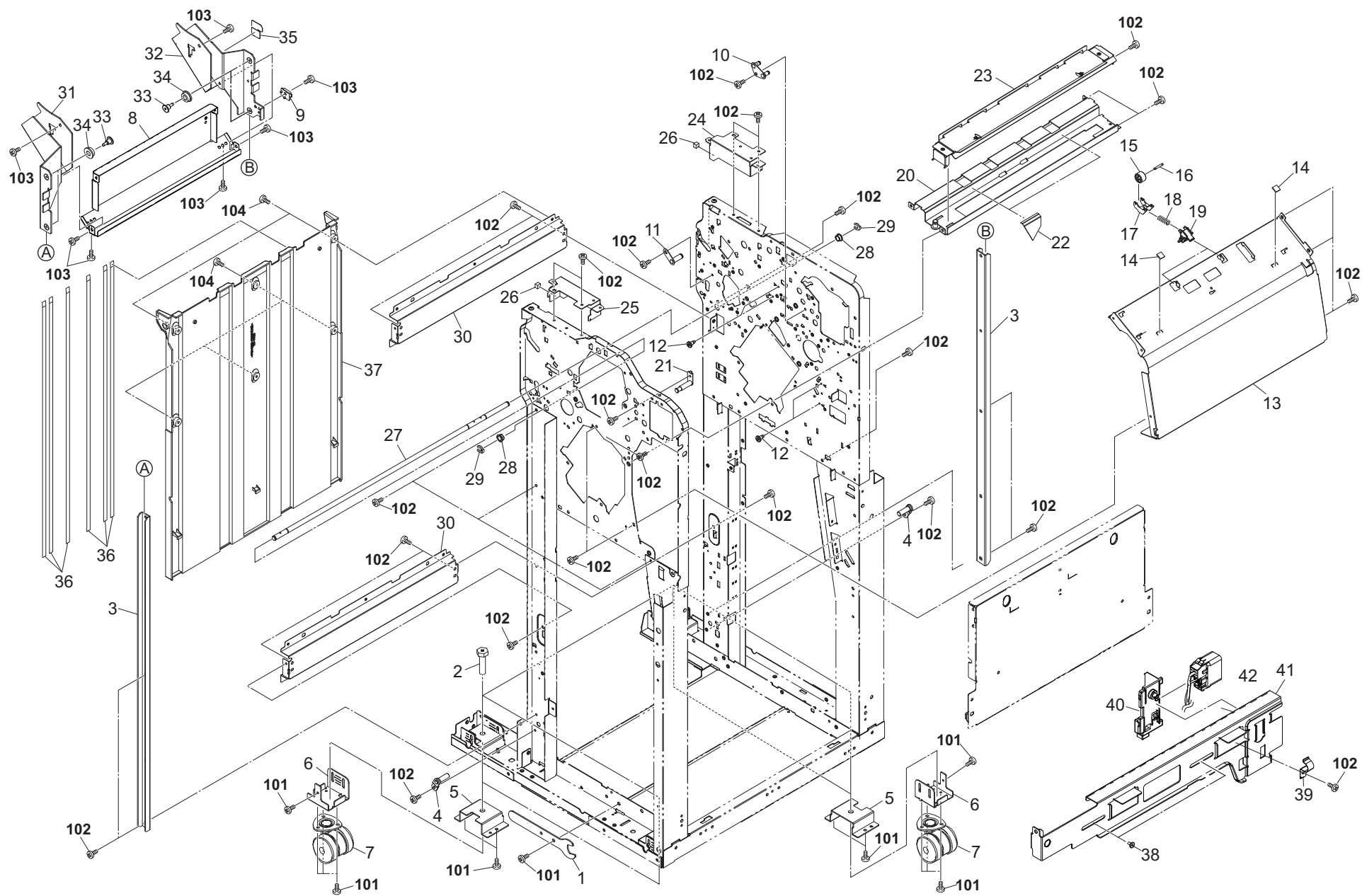


FIG. 2 Frames

3RW-3

Ref. No. 番号	Part.No. 部品番号	Description 部品名称	Notes 備考	Revision 改訂	Quantity 個数			
					100(日本)	120	230	240
1	303LT03130	SPANNER			1	1	1	
2	303LT03140	BOLT M10L40			4	4	4	
3	303NB37180	RAIL MAIN TRAY			2	2	2	
4	303ND02360	PIN HOOK BOOKLET			2	2	2	
5	303NB02220	PLATE HOLDER CASTER			4	4	4	
6	303NB02211	PLATE CASTER			4	4	4	
7	302N202011	CASTER 100 CN			4	4	4	
8	303NB37110	FRAME MAIN TRAY CENTER			1	1	1	
9	303NB37090	LEVER SENSOR			1	1	1	
10	303NB31030	MOUNT FEED IDLE			1	1	1	
11	303NB31110	PIN EJECT DRIVE			1	1	1	
12	302GR25241	PIN GUIDE CHUTE			4	4	4	
13	303NB24090	GUIDE BOOKLET LEFT			1	1	1	
14	303H321120	CUSHION HOLDER			2	2	2	
15	303NB36661	PULLEY MIDDLE		3:Others	2	2	2	
16	303NB36110	SHAFT MIDDLE PULLEY			2	2	2	
17	303NB36100	HOLDER MIDDLE PULLEY			2	2	2	
18	303NB36670	SPRING PULLEY			2	2	2	
19	303NB36120	MOUNT MIDDLE PULLEY			2	2	2	
20	303RW07020	STAY PUNCH			1	1	1	
21	303NB04290	PLATE PIN HANDLE			1	1	1	
22	303NB07140	SHEET ROLLER FEED			2	2	2	
23	303NB07040	GUIDE PUNCH			1	1	1	
24	303NB02240	MOUNT MAIL REAR			1	1	1	
25	303NB02230	MOUNT MAIL FRONT			1	1	1	
26	303JY24AD0	CUSHION B			2	2	2	
27	303NB37070	SHAFT MAIN TRAY			1	1	1	
28	28107310	BUSH 8			2	2	2	
29	2BC06910	STOPPER 6			2	2	2	
30	303NB02180	STAY PARTITION			2	2	2	
31	303NB37100	FRAME MAIN TRAY FRONT			1	1	1	
32	303NB37120	FRAME MAIN TRAY REAR			1	1	1	
33	303NB37130	PIN RAIL			4	4	4	
34	3AK20200	PULLEY,MAIN TRAY			4	4	4	
35	303NB37190	FILM FRAME TRAY			1	1	1	
36	303NB02200	FILM PARTITION			6	6	6	
37	303NB02171	PARTITION FINISHER			1	1	1	
38	3CZ02230	PIN,HOOK FULCRUM			2	2	2	
39	303NB02131	SPRING-PLATE JUNCTION			1	1	1	
40	303NB02360	GUIDE DRAWER			1	1	1	
41	303NB02341	PLATE LOCK JUNCTION D			1	1	1	
42	303NB46190	WIRE INTERFACE B			1	1	1	
101	7BB700412H	+BIND T.T S SCREW 4X12 SR						
102	7BB700408H	+BIND T.T S SCREW 4X8 SR						
103	7BB782410H	+TP-FLAT T.T S SCREW 4X10 SR(BLACK)						
104	7BB782308H	+TP-FLAT T.T S SCREW 3X8 SR(BLACK)						

• Parts with a Ref.No. of 500 and above in the illustration indicate they are not selected for service parts.

• イラスト中で 500 番台の Ref 番号が付いている部品はサービスパーツに選定されていません。

FIG. 3 Paper Feed Section 1

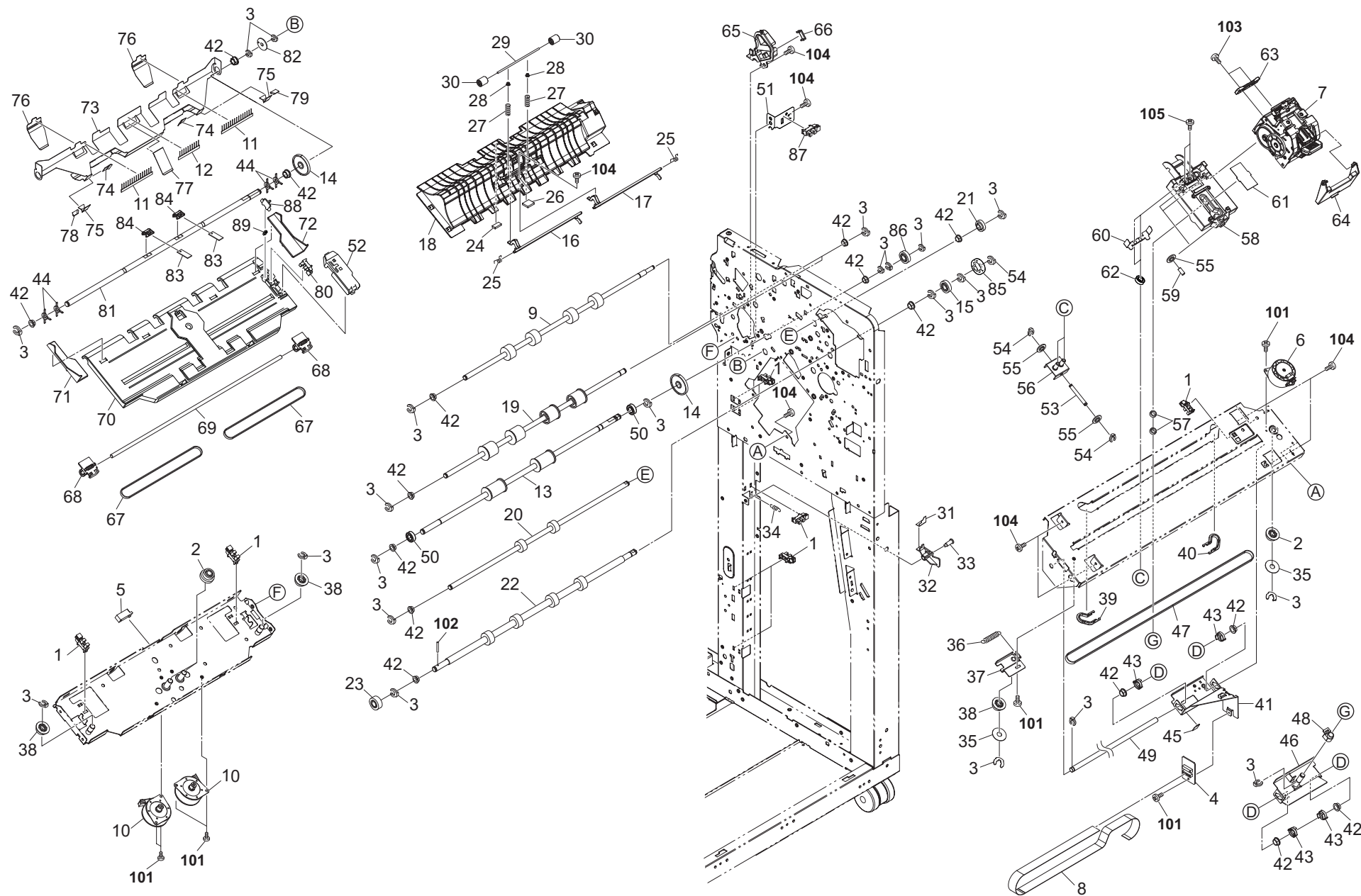


FIG. 3 Paper Feed Section 1

3RW-3

Ref. No. 番号	Part.No. 部品番号	Description 部品名称	Notes 備考	Revision 改訂	Quantity 個数			
					100(日本)	120	230	240
1	303M894260	PARTS SENSOR OPT SP			8	8	8	
2	303NB28130	GEAR Z45-P30			3	3	3	
3	2BC06910	STOPPER 6			22	22	22	
4	303NB94020	PARTS PWB STAPLER ASSY SP			1	1	1	
5	303NW94060	PARTS SENSOR OPT. SP			1	1	1	
6	303NB94040	PARTS MOTOR-PM MOVING SP			1	1	1	
7	303NB94131	PARTS STAPLER EH600 SP			1	1	1	
8	303NB46110	WIRE FFC			1	1	1	
9	303NB94090	PARTS ROLLER EXIT SP			1	1	1	
10	302HN44100	MOTOR REVERSE			2	2	2	
11	303NB36580	STATIC-ELIMINATOR PAPER STOPPER			2	2	2	
12	303NB36460	STATIC-ELIMINATOR EJECT			1	1	1	
13	303RW94050	PARTS ROLLER MIDDLE SP			1	1	1	
14	303NB36150	GEAR 41 PADDLE A			2	2	2	
15	303NB31010	GEAR Z35R			1	1	1	
16	303NB24182	ACTUATOR MIDDLE		3:Design-chg.	1	1	1	
17	303RW24111	ACTUATOR DRUM		3:Design-chg.	1	1	1	
18	303RW24060	GUIDE MIDDLE CONVEYING LOWER			1	1	1	
19	303NB94060	PARTS ROLLER SUB EXIT SP			1	1	1	
20	303RW94040	PARTS ROLLER SUB CONVEYING SP			1	1	1	
21	303NB31020	GEAR Z35L			1	1	1	
22	303RW94020	PARTS ROLLER FEED LOWER SP			1	1	1	
23	302KS08110	GEAR 18			1	1	1	
24	63213320	CUSHION,ORIGINAL COLLECTION			1	1	1	
25	302K928190	SPRING-TORSION SWITCHBACK			2	2	2	
26	303H321120	CUSHION HOLDER			1	1	1	
27	302H728100	SPRING EXIT PULLEY			2	2	2	
28	2FM04150	CAP SPRING /B-11 ENCLOSURE A4			2	2	2	
29	303RW24170	SHAFT FEED			1	1	1	
30	303B817020	PULLEY SUB EJECT			2	2	2	
31	303NB37161	FILM SENSOR			1	1	1	
32	303NB37172	PLATE DETECTION			1	1	1	
33	303J902280	PIN PAPER FEED			1	1	1	
34	302F902180	SPRING LEVER EF			1	1	1	
35	303JY38240	SPACER 25			2	2	2	
36	72418140	SPRING, BLADE			1	1	1	
37	303NB38100	PLATE STAPLER UNIT TENSION			1	1	1	
38	3AP02040	PULLEY 30,DUPLEX			3	3	3	
39	303NB38071	RAIL STAPLER SHIFT FRONT			1	1	1	
40	303NB38121	RAIL STAPLER SHIFT REAR			1	1	1	
41	303NB38131	MOUNT PRINT STAPLER			1	1	1	
42	28107310	BUSH 8			16	16	16	
43	303NB38150	STOPPER BUSH			4	4	4	
44	303NB36550	RUBBER FEED			4	4	4	
45	302KK24390	FILM DU GUIDE			1	1	1	
46	303NB38051	PLATE STAPLER SHIFT			1	1	1	
47	303NB38030	BELT STAPLER SHIFT			1	1	1	
48	303NB38110	STOPPER DRIVE BELT			1	1	1	
49	303NB38040	SHAFT STAPLER SHIFT			1	1	1	

• Parts with a Ref.No. of 500 and above in the illustration indicate they are not selected for service parts.

• イラスト中で 500 番台の Ref 番号が付いている部品はサービスパーツに選定されていません。

FIG. 3 Paper Feed Section 1

3RW-5

Ref. No. 番号	Part.No. 部品番号	Description 部品名称	Notes 備考	Revision 改訂	Quantity 個数			
					100 (日本)	120	230	240
50	7BE008165431H01	BEARING 688ZZ			2	2	2	
51	303PW36240	MOUNT PI UPPER GUIDE			1	1	1	
52	303RW36051	COVER MIDDLE TRAY WIRE		3:Part No.-chg./5:Design-chg.	1	1	1	
53	303NB38080	SHAFT STOPPER PULLEY			1	1	1	
54	5MVX111DN003	RING STOPPER /A-49 FEED A4			3	3	3	
55	5MVM176DN001	PULLEY RAIL CASS /40283V0034 A4			5	5	5	
56	303NB38060	STOPPER STAPLER MOUNT			1	1	1	
57	3B807230	COLLAR,MIDDLE BELT			2	2	2	
58	303NB38021	MOUNT STAPLER			1	1	1	
59	303NB38090	SHAFT MOUNT PULLEY			3	3	3	
60	303NB38190	PLATE EARTH STAPLER			1	1	1	
61	303NB38160	FILM STAPLER			1	1	1	
62	7BE006124431H01	BEARING MR126ZZ			2	2	2	
63	303NB38180	GUIDE STAPLER			1	1	1	
64	303NB38140	COVER STAPLER			1	1	1	
65	303NB36050	DUCT UPPER GUIDE WIRE 1			1	1	1	
66	303LL02330	HOLDER WIRE D			1	1	1	
67	302FB09720	BELT FRONT DRIVE			2	2	2	
68	303NB36070	HOLDER CURSOR			2	2	2	
69	303NB36060	SHAFT CURSOR			1	1	1	
70	303RW36021	GUIDE MIDDLE TRAY		4:Design-chg.	1	1	1	
71	303NB36031	CURSOR F MIDDLE TRAY			1	1	1	
72	303NB36041	CURSOR R MIDDLE TRAY			1	1	1	
73	303NB36082	GUIDE PAPER STOPPER			1	1	1	
74	303NB36420	FILM GUIDE STOPPER			2	2	2	
75	303NB36510	FILM GUIDE STOPPER B			2	2	2	
76	303NB36442	FILM GUIDE STOPPER S			2	2	2	
77	303NB36430	FILM GUIDE STOPPER C			1	1	1	
78	303NB36650	FILM GUIDE STOPPER E			1	1	1	
79	303NB36640	FILM GUIDE STOPPER D			1	1	1	
80	303M894260	PARTS SENSOR OPT SP		3:Part No.-chg.	1	1	1	
81	303NB36141	SHAFT PADDLE A			1	1	1	
82	303NB36160	PLATE PULSE PADDLE A			1	1	1	
83	303NB36130	SHEET PADDLE A			2	2	2	
84	303NB36240	HOLDER PADDLE			2	2	2	
85	302HN22070	GEAR Z22L TC ROLL			1	1	1	
86	303JX31390	GEAR 22 R			1	1	1	
87	302P794010	PARTS SENSOR OPT. SP			1	1	1	
88	303RW36040	ACTUATOR EXIT		3:Add	1	1	1	
89	302LC28150	SPRING-COMPRESSION		3:Add	1	1	1	
101	7BB700308H	+BIND T.T S SCREW 3X8 SR						
102	5MBP2012WXSP	SPRING PIN/M2 X 12 S-BLK						
103	7BB202306H	+TP-FLAT T.T P SCREW 3X6						
104	7BB700408H	+BIND T.T S SCREW 4X8 SR						
105	7BB607410H	+TP-CUP M SCREW 4X10 R						

• Parts with a Ref.No. of 500 and above in the illustration indicate they are not selected for service parts.

• イラスト中で 500 番台の Ref 番号が付いている部品はサービスパーツに選定されていません。

FIG. 4 Paper Feed Section 2

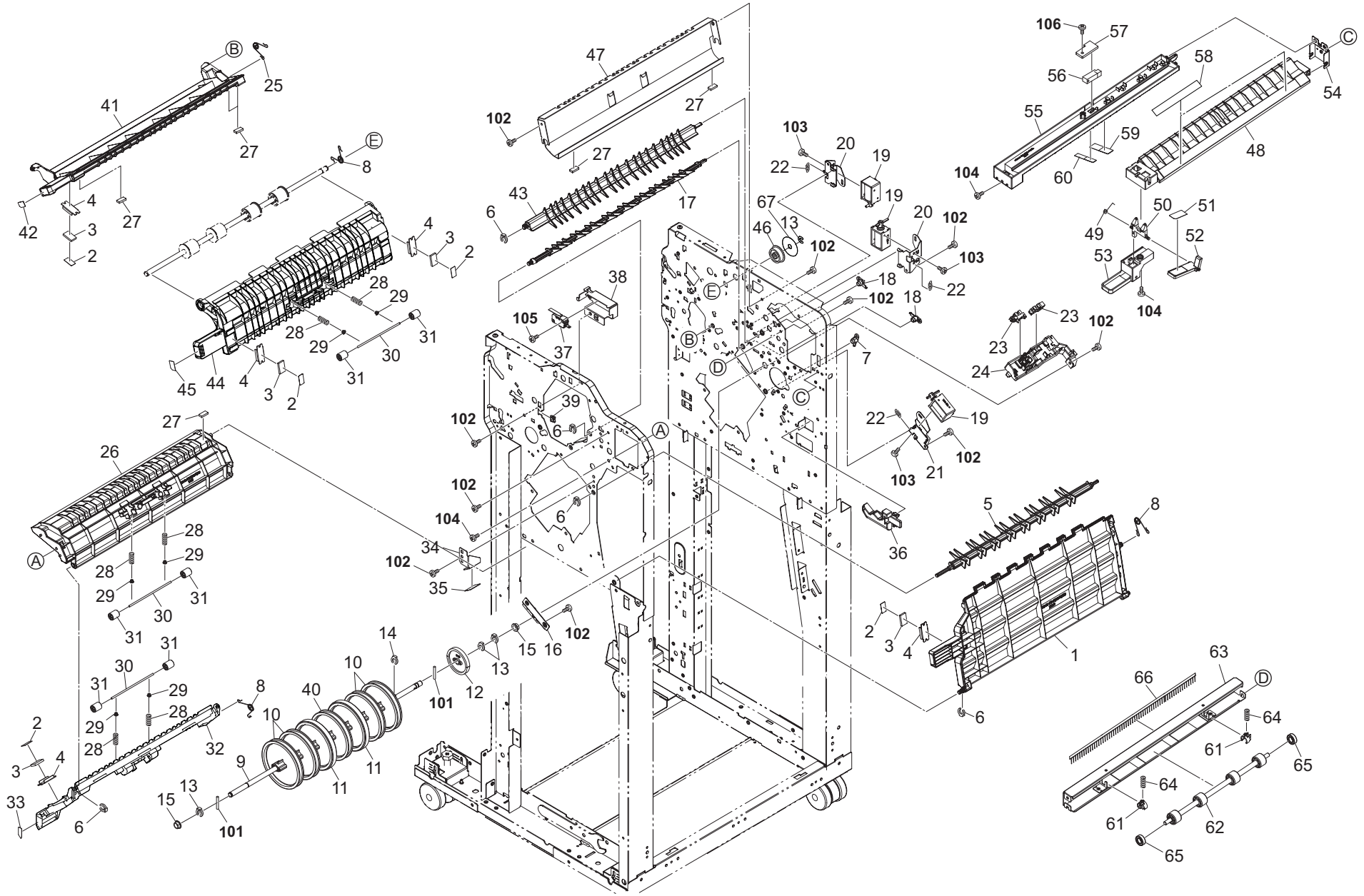


FIG. 4 Paper Feed Section 2

3RW-2

Ref. No. 番号	Part.No. 部品番号	Description 部品名称	Notes 備考	Revision 改訂	Quantity 個数			
					100 (日本)	120	230	240
1	303NB24080	GUIDE BOOKLET RIGHT			1	1	1	
2	302GR04380	SEAL MAGNET			5	5	5	
3	302GR04370	MAGNET CLIP DISH			5	5	5	
4	303NB24210	HOLDER MAGNET			5	5	5	
5	303RW24120	GUIDE FEED SHIFT BOOKLET			1	1	1	
6	5MVX111DN003	RING STOPPER /A-49 FEED A4			5	5	5	
7	303NB24160	LEVER SOLENOID C			1	1	1	
8	303NB24220	SPRING GUIDE HOLD			3	3	3	
9	303RW24101	SHAFT DRUM		2:Design-chg.	1	1	1	
10	303H316390	GUIDE WHEEL DRUM			4	4	4	
11	303H316370	GUIDE DRUM ASS'Y			2	2	2	
12	3H316050	GEAR 46 DRUM DRIVE			1	1	1	
13	2BC06910	STOPPER 6			4	4	4	
14	33973300	STOPPER 7,CARTRIDGE			1	1	1	
15	28107310	BUSH 8			2	2	2	
16	303NB24290	MOUNT GUIDE DRUM			1	1	1	
17	303RW24130	GUIDE FEED SHIFT DRUM			1	1	1	
18	303NB24140	LEVER SOLENOID AB			2	2	2	
19	302K994370	PARTS SOLENOID FEED SHIFT SP			3	3	3	
20	303NB24130	MOUNT SOLENOID AB			2	2	2	
21	303NB24150	MOUNT SOLENOID C			1	1	1	
22	302FZ08190	SPRING HOLDER MPT			3	3	3	
23	303M894260	PARTS SENSOR OPT SP			2	2	2	
24	303NB24200	MOUNT PI ACTUATOR			1	1	1	
25	303RW24160	SPRING GUIDE HOLD			1	1	1	
26	303RW24070	GUIDE DRUM UPPER			1	1	1	
27	63213320	CUSHION,ORIGINAL COLLECTION			5	5	5	
28	302H728100	SPRING EXIT PULLEY			6	6	6	
29	2FM04150	CAP SPRING /B-11 ENCLOSURE A4			6	6	6	
30	303RW24170	SHAFT FEED			3	3	3	
31	303B817020	PULLEY SUB EJECT			6	6	6	
32	303RW24080	GUIDE DRUM LOWER			1	1	1	
33	303NB34170	LABEL D6 NEW			1	1	1	
34	303NB24280	MOUNT MAGNET			1	1	1	
35	303NB24330	FILM MAGNET			1	1	1	
36	303NB24320	STOPPER GUIDE			1	1	1	
37	2FB27160	INTER LOCK SWITCH			1	1	1	
38	303NB36330	MOUNT INTERLOCK UPPER GUIDE			1	1	1	
39	7YZM210014++H01	ACCESS.EDGING			1	1	1	
40	303RW24090	GUIDE WHEEL DRUM			1	1	1	
41	303NB24040	GUIDE MIDDLE CONVEYING UPPER			1	1	1	
42	303NB34040	LABEL D4			1	1	1	
43	303NB24100	GUIDE FEED SHIFT SUB			1	1	1	
44	303RW24031	GUIDE SUB LEFT OPEN			1	1	1	
45	303NB34020	LABEL D2			1	1	1	
46	303NB31130	PULLEY P42 EXIT			1	1	1	
47	303RW24010	GUIDE SUB RIGHT			1	1	1	
48	303NB07021	GUIDE FEED LOWER			1	1	1	

• Parts with a Ref.No. of 500 and above in the illustration indicate they are not selected for service parts.

• イラスト中で 500 番台の Ref 番号が付いている部品はサービスパーツに選定されていません。

FIG. 5 Paper Feed Section 3

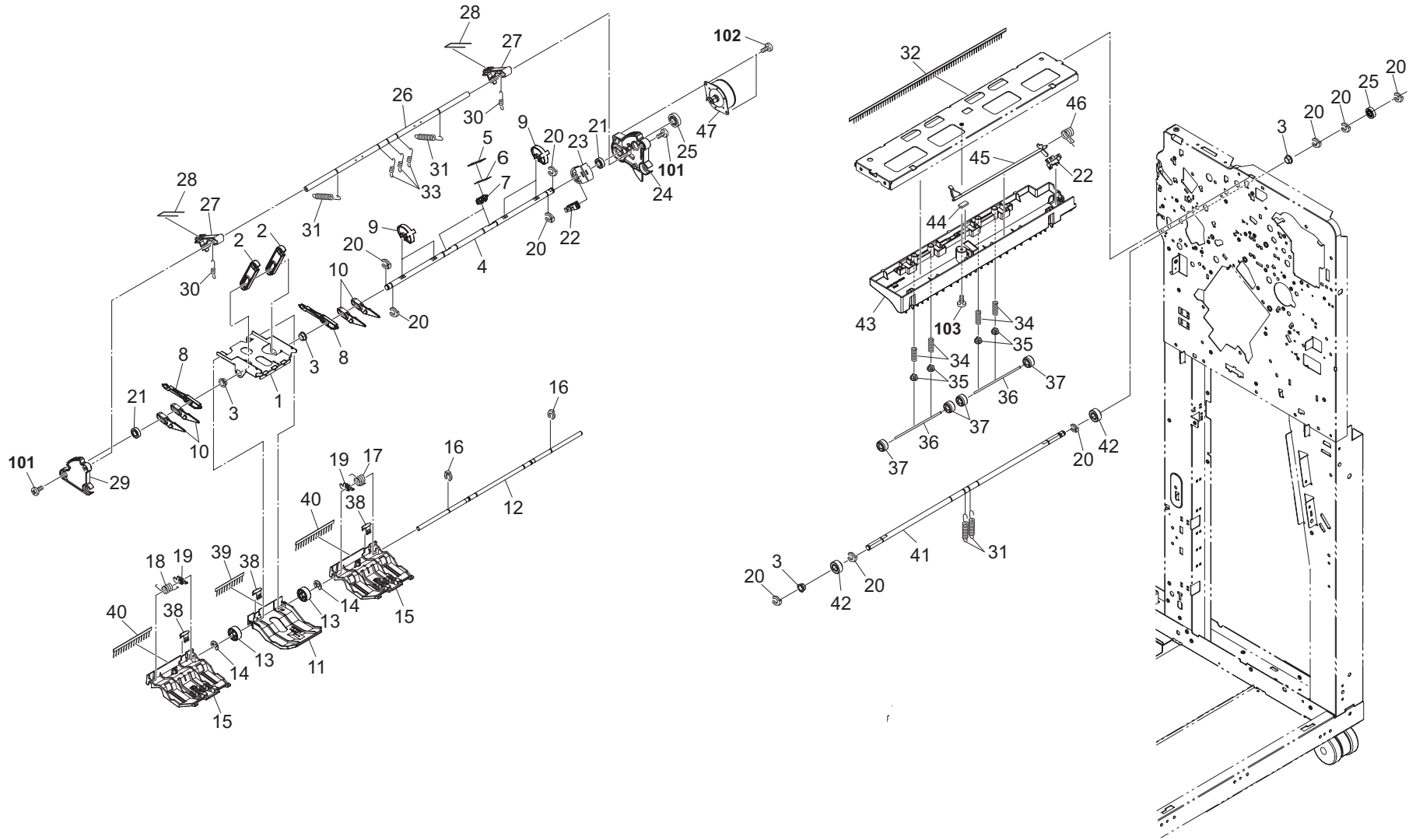


FIG. 5 Paper Feed Section 3

3RW

Ref. No. 番号	Part.No. 部品番号	Description 部品名称	Notes 備考	Revision 改訂	Quantity 個数			
					100(日本)	120	230	240
1	303NB36190	MOUNT EXIT PULLEY			1	1	1	
2	303NB36370	LEVER UPPER EXIT			2	2	2	
3	28107310	BUSH 8			4	4	4	
4	303NB36271	SHAFT PADDLE B			1	1	1	
5	303NB36260	SHEET PADDLE B			2	2	2	
6	303NB36480	FILM PADDLE B			2	2	2	
7	303NB36240	HOLDER PADDLE			2	2	2	
8	303NB36380	BRAKE EXIT			2	2	2	
9	303NB36600	CAM PADDLE			4	4	4	
10	303NB36591	LEVER PAPER PRESS			4	4	4	
11	303NB36350	GUIDE CENTER			1	1	1	
12	303NB36230	SHAFT PAPER PRESS			1	1	1	
13	303NB36200	PULLEY EXIT			2	2	2	
14	302FB09830	CUT WASHER 4			2	2	2	
15	303NB36224	GUIDE PAPER PRESS			2	2	2	
16	5MVX111DN003	RING STOPPER /A-49 FEED A4			2	2	2	
17	303NB36540	SPRING EXIT R			1	1	1	
18	303NB36530	SPRING EXIT F			1	1	1	
19	303NB36521	GUIDE PAPER EXIT			2	2	2	
20	2BC06910	STOPPER 6			10	10	10	
21	7BE008165431H01	BEARING 688ZZ			2	2	2	
22	303M894260	PARTS SENSOR OPT SP			2	2	2	
23	303NB36250	MOUNT PI PADDLE B			1	1	1	
24	303NB36180	FRAME EXIT REAR			1	1	1	
25	303NB31010	GEAR Z35R			2	2	2	
26	303NB36210	SHAFT UPPER GUIDE			1	1	1	
27	303NB36390	LEVER BRAKE EXIT			2	2	2	
28	303NB36410	SPRING LEVER BRAKE			2	2	2	
29	303NB36170	FRAME EXIT FRONT			1	1	1	
30	303NB36290	SPRING EXIT PULLEY			2	2	2	
31	303NB36300	SPRING GUIDE PAPER PRESS			4	4	4	
32	303NB24300	STATIC-ELIMINATOR SUB EJECT			1	1	1	
33	303NB36630	SPRING EXIT PRESS			3	3	3	
34	302H728100	SPRING EXIT PULLEY			4	4	4	
35	2FM04150	CAP SPRING /B-11 ENCLOSURE A4			4	4	4	
36	303RW24180	SHAFT EJECT			2	2	2	
37	303NB24310	PULLEY SUB EJECT			4	4	4	
38	303NB36471	PLATE EARTH EJECT			3	3	3	
39	303NB36500	STATIC-ELIMINATOR EJECT CENTER			1	1	1	
40	303NB36490	STATIC-ELIMINATOR EJECT SIDE			2	2	2	
41	303NB36310	SHAFT UPPER EXIT DRIVE			1	1	1	
42	2BL21430	GEAR EXIT Z20			2	2	2	
43	303RW24020	GUIDE SUB EJECT			1	1	1	
44	63213320	CUSHION,ORIGINAL COLLECTION			1	1	1	
45	303NB24170	ACTUATOR SUB			1	1	1	
46	302K928190	SPRING-TORSION SWITCHBACK			1	1	1	
47	302HN44100	MOTOR REVERSE			1	1	1	
101	7BB607410H	+TP-CUP M SCREW 4X10 R			1	1	1	
102	7BB200308H	+BIND T.T P SCREW 3X8						
103	7BB700408H	+BIND T.T S SCREW 4X8 SR						

• Parts with a Ref.No. of 500 and above in the illustration indicate they are not selected for service parts.

• イラスト中で 500 番台の Ref 番号が付いている部品はサービスパーツに選定されていません。

FIG. 6 Main Exit Section

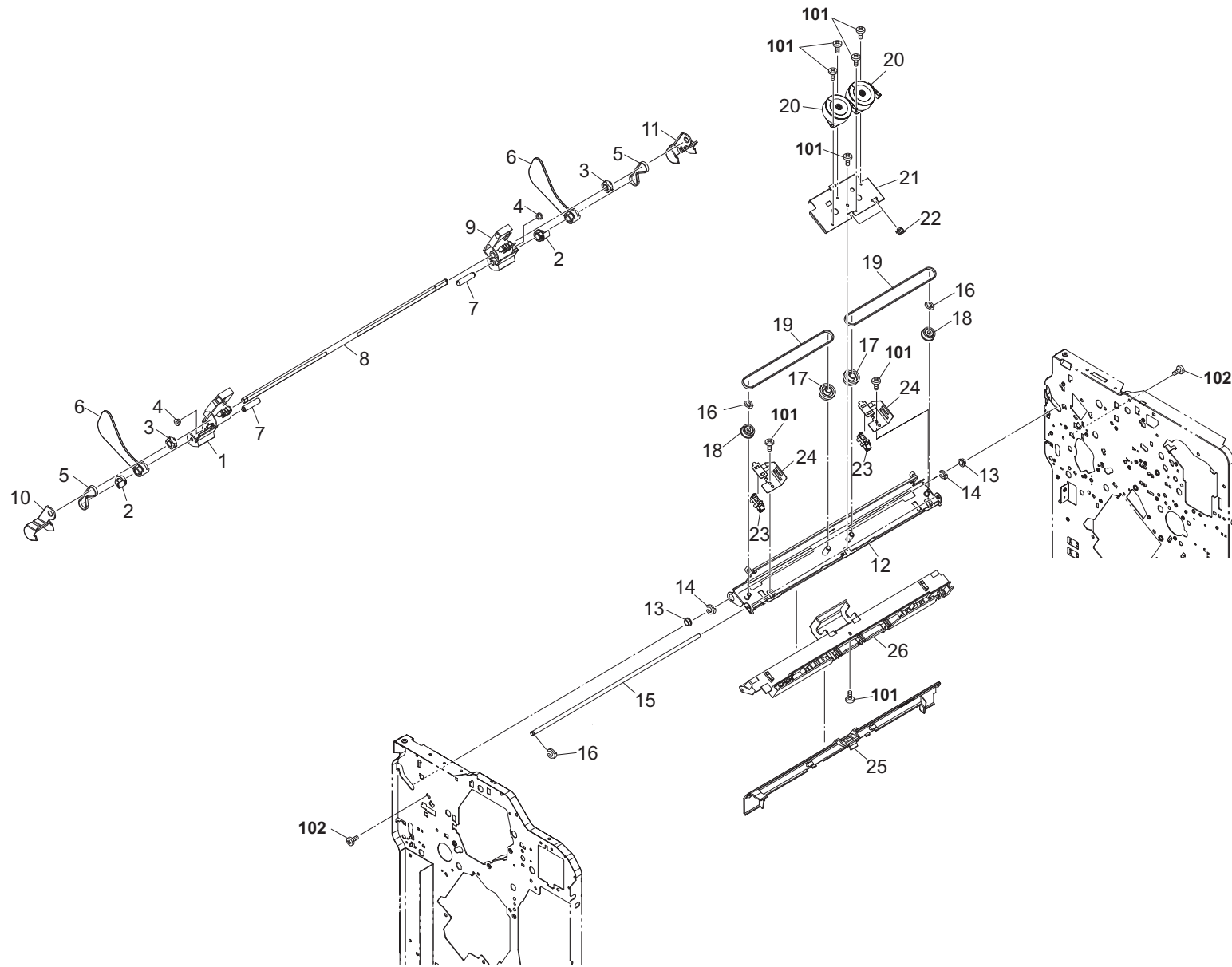


FIG. 6 Main Exit Section

3RW

Ref. No. 番号	Part.No. 部品番号	Description 部品名称	Notes 備考	Revision 改訂	Quantity 個数			
					100(日本)	120	230	240
1	303NB28020	SLIDER F MAIN EXIT			1	1	1	
2	303NB28060	PULLEY 26 TURN			2	2	2	
3	302H029110	PULLEY 26 DU			2	2	2	
4	2C902520	COLLAR LEVER CONT.			2	2	2	
5	303NB28070	BELT 138			2	2	2	
6	303NB28010	CURSOR MAIN EXIT			2	2	2	
7	303NB28080	SHAFT CURSOR			2	2	2	
8	303NB28090	SHAFT DRIVE			1	1	1	
9	303NB28030	SLIDER R MAIN EXIT			1	1	1	
10	303NB28040	CAP F MAIN EXIT			1	1	1	
11	303NB28050	CAP R MAIN EXIT			1	1	1	
12	303NB28120	STAY MAIN EXIT			1	1	1	
13	28107310	BUSH 8			2	2	2	
14	2BC06910	STOPPER 6			2	2	2	
15	303NB28100	SHAFT GUIDE			1	1	1	
16	5MVX111DN003	RING STOPPER /A-49 FEED A4			3	3	3	
17	303NB28130	GEAR Z45-P30			2	2	2	
18	302FB09610	PULLEY 30 DU			2	2	2	
19	303NB28110	BELT 396			2	2	2	
20	302HN44100	MOTOR REVERSE			2	2	2	
21	303NB28140	MOUNT SLIDE DRIVE			1	1	1	
22	7YZM210014++H01	ACCESS.EDGING			2	2	2	
23	303M894260	PARTS SENSOR OPT SP			2	2	2	
24	303NB28150	MOUNT PI SLIDE			2	2	2	
25	303NB28222	GUIDE TURN			1	1	1	
26	303NB28160	GUIDE RETAINING			1	1	1	
101	7BB700308H	+BIND T.T S SCREW 3X8 SR						
102	7BB700408H	+BIND T.T S SCREW 4X8 SR						

• Parts with a Ref.No. of 500 and above in the illustration indicate they are not selected for service parts.

・イラスト中で 500 番台の Ref 番号が付いている部品はサービスパーツに選定されていません。

FIG. 7 Drive Section

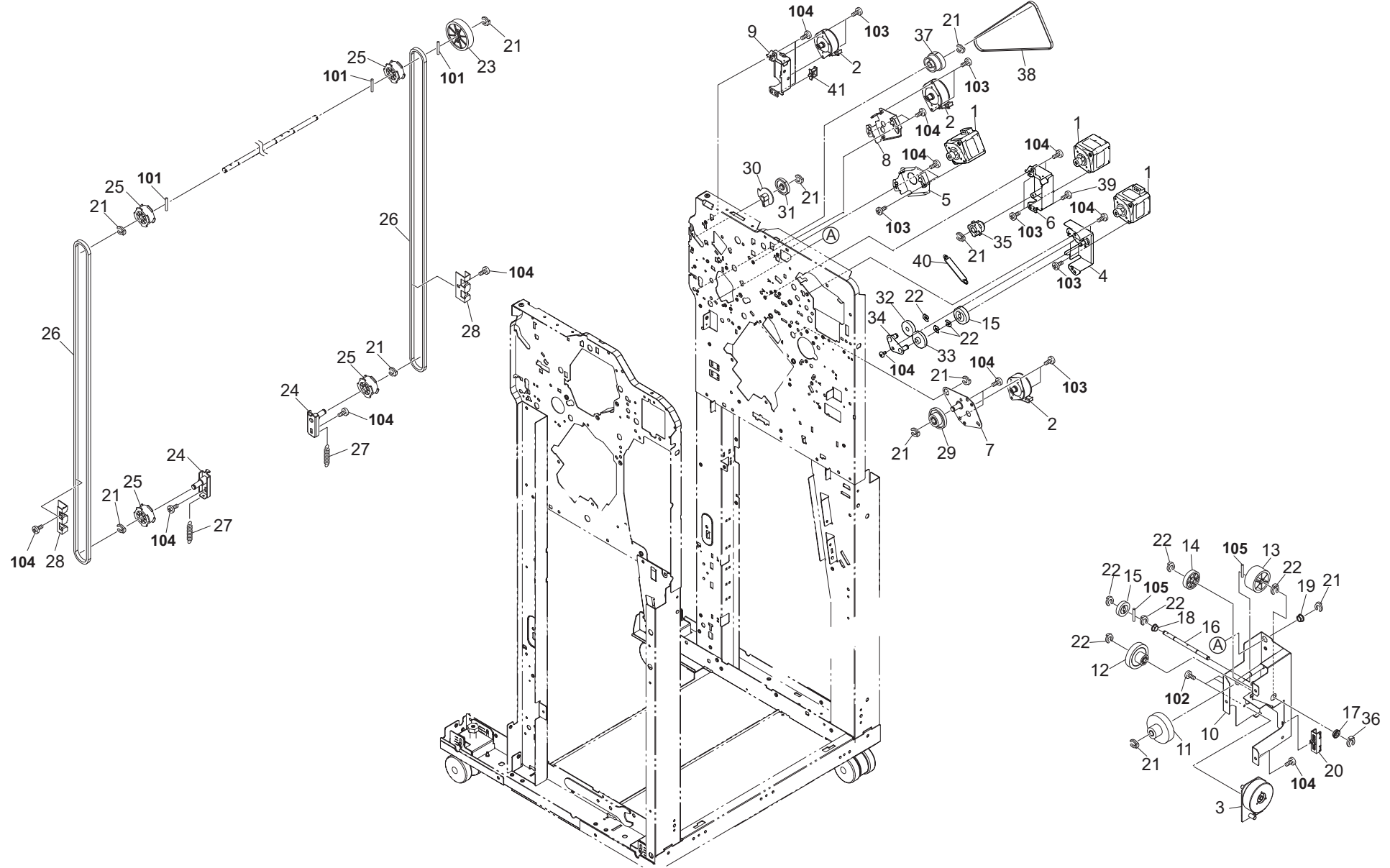


FIG. 7 Drive Section

3RW

Ref. No. 番号	Part.No. 部品番号	Description 部品名称	Notes 備考	Revision 改訂	Quantity 個数			
					100(日本)	120	230	240
1	303NV94010	PARTS MOTOR DP SP			3	3	3	
2	302HN44100	MOTOR REVERSE			3	3	3	
3	303NB94052	PARTS MOTOR-BL BRAKE SP			1	1	1	
4	303RW31010	MOUNT FEED IN DRIVE			1	1	1	
5	303RW31020	MOUNT CONVEYING			1	1	1	
6	303RW31030	MOUNT EJECT DRIVE			1	1	1	
7	303NB31060	MOUNT DRUM DRIVE			1	1	1	
8	303NB31120	MOUNT CONVEYING			1	1	1	
9	303NB28190	MOUNT TURN DRIVE			1	1	1	
10	303NB37011	MOUNT DRIVE			1	1	1	
11	3AK20080	GEAR 18/50			1	1	1	
12	303NB37030	GEAR Z34L Z52L			1	1	1	
13	303NB37040	GEAR WORM			1	1	1	
14	303NB37050	GEAR Z60R			1	1	1	
15	302H731280	GEAR Z29R MIDDLE			2	2	2	
16	303NB37020	SHAFT WORM			1	1	1	
17	74808080	BEARING,686ZZNR			1	1	1	
18	302K324450	BUSH 6			1	1	1	
19	28107310	BUSH 8			1	1	1	
20	302LF39050	GUIDE WIRE FRONT PWB			1	1	1	
21	2BC06910	STOPPER 6			11	11	11	
22	5MVX111DN003	RING STOPPER /A-49 FEED A4			8	8	8	
23	3AK20090	GEAR 51			1	1	1	
24	303NB37060	PLATE TENSION			2	2	2	
25	303NB37200	PULLEY 20S5M			4	4	4	
26	303NB37080	BELT LIFT			2	2	2	
27	303JY28200	SPRING MAIN TRAY			2	2	2	
28	3AK20050	HOLDER,TIMING BELT			2	2	2	
29	303NB31050	GEAR Z70R-Z20			1	1	1	
30	303NB28170	PLATE TURN PULSE			1	1	1	
31	303NB28180	GEAR Z55R			1	1	1	
32	303K531040	GEAR 42			1	1	1	
33	303K531120	GEAR 48 LOOP ROLLER			1	1	1	
34	303NB31030	MOUNT FEED IDLE			1	1	1	
35	303RW31040	GEAR Z22R-P35			1	1	1	
36	302FZ25740	STOPPER 4			1	1	1	
37	303NB31100	GEAR Z35L-P42			1	1	1	
38	303NB31090	BELT 504			1	1	1	
39	3CZ02230	PIN,HOOK FULCRUM			1	1	1	
40	27302160	SPRING,RELEASE LEVER			1	1	1	
41	7YZM610007++H01	ACCESS.SADDLE			1	1	1	
101	E5125200	PARALLEL PIN H7A 2.5X20 SUS						
102	7BB007304H	+TP-CUP M SCREW 3X4						
103	7BB700308H	+BIND T.T S SCREW 3X8 SR						
104	7BB700408H	+BIND T.T S SCREW 4X8 SR						
105	5MBP2012WPLD	PARALLEL PIN/M2 X 12 SUS-DP						

• Parts with a Ref.No. of 500 and above in the illustration indicate they are not selected for service parts.

• イラスト中で 500 番台の Ref 番号が付いている部品はサービスパーツに選定されていません。

FIG. 8 Electrical Components

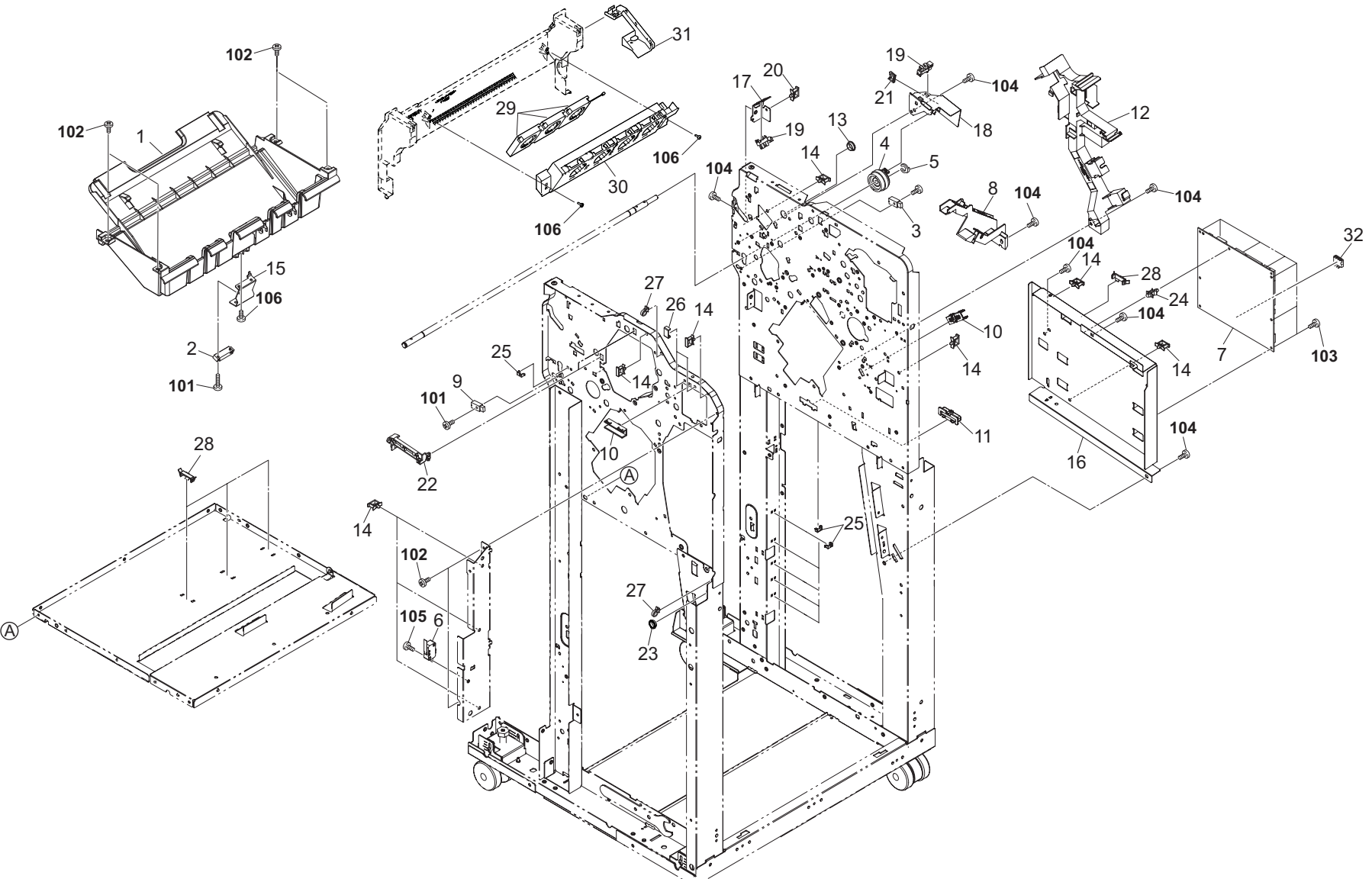


FIG. 9 Wire Section

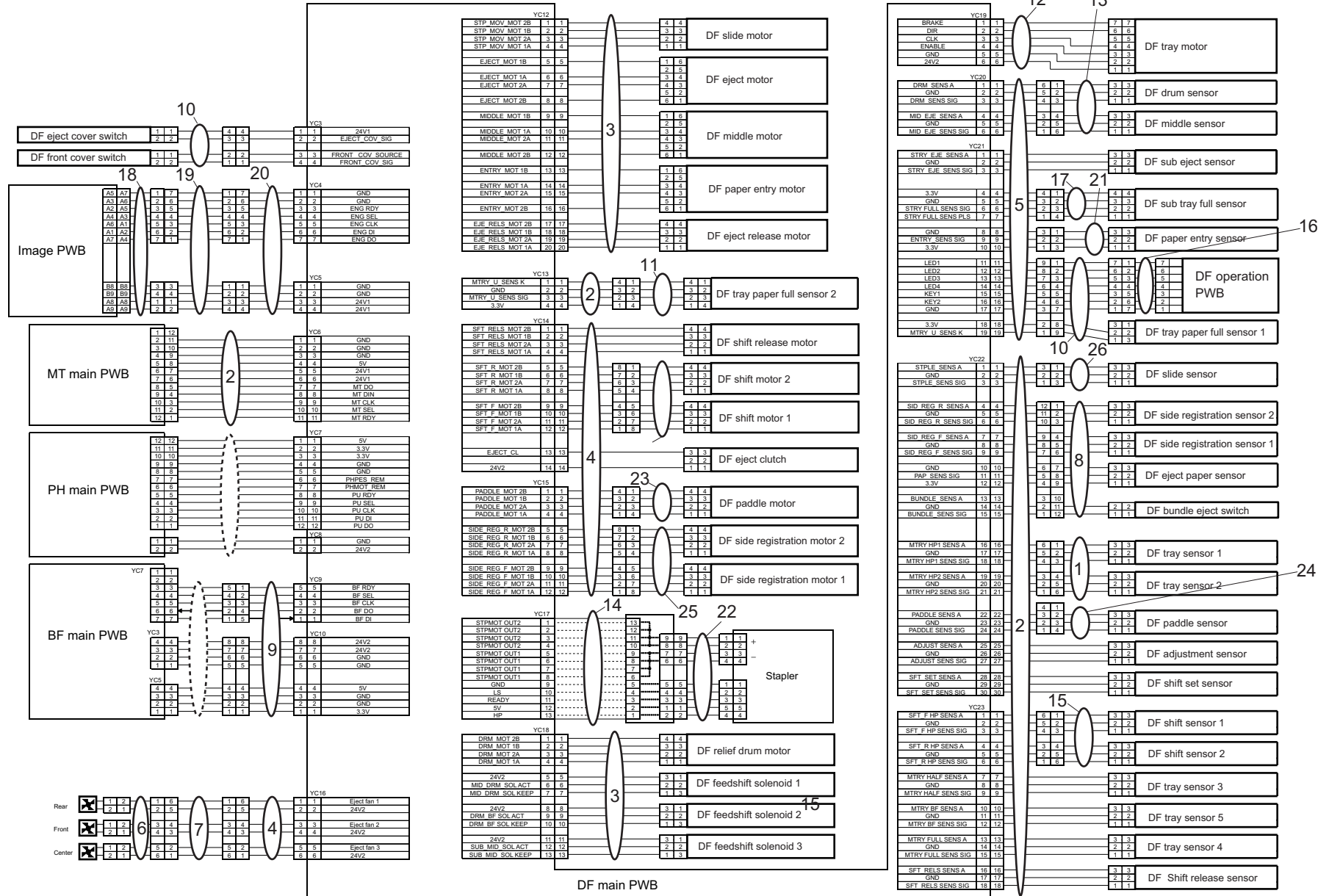
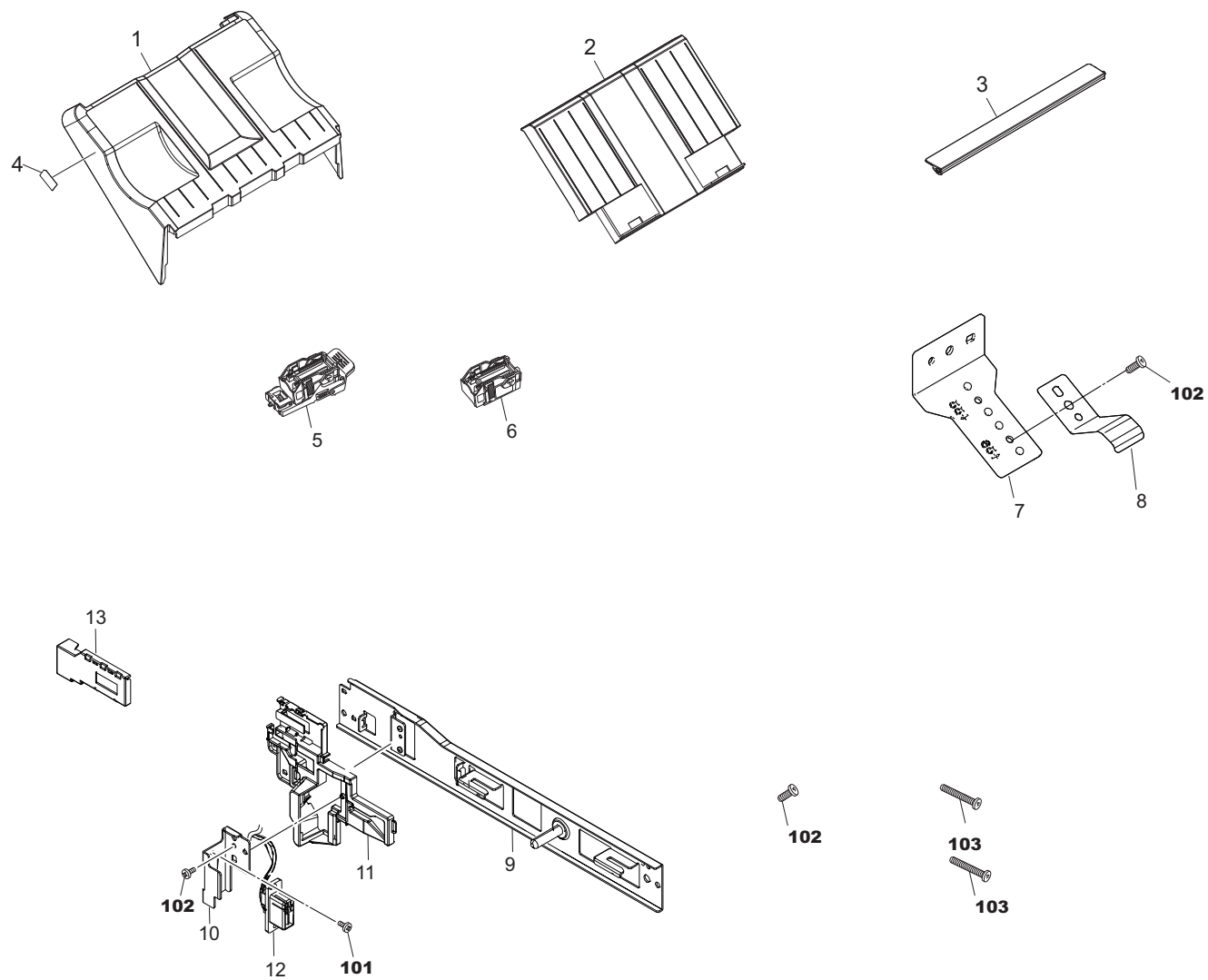


FIG. 10 Accessories

3RW



INDEX / 索引

Part.No. 部品番号	Description 部品名称	Fig.No.
1903NB0UN0	SH-12/STAPLE HOLDER	10
27302160	SPRING,RELEASE LEVER	7
28107310	BUSH 8	2,3,4,5,6,7
2BC06910	STOPPER 6	1,2,3,4,5,6,7
2BL21430	GEAR EXIT Z20	5
2C902520	COLLAR LEVER CONT.	6
2FB27160	INTER LOCK SWITCH	4,8
2FM04150	CAP SPRING /B-11 ENCLOSURE A4	3,4,5
33973300	STOPPER 7,CARTRIDGE	4
302BL04681	STRAP COVER	1
302F902180	SPRING LEVER EF	3
302FB09610	PULLEY 30 DU	6
302FB09720	BELT FRONT DRIVE	3
302FB09830	CUT WASHER 4	5
302FZ08190	SPRING HOLDER MPT	4
302FZ25740	STOPPER 4	7
302GR04370	MAGNET CLIP DISH	4
302GR04380	SEAL MAGNET	4
302GR25241	PIN GUIDE CHUTE	2
302H004660	MAGNET CATCH	1
302H029110	PULLEY 26 DU	6
302H715300	FILM MAG COVER C	1
302H724030	SPRING REGIST F	4
302H728100	SPRING EXIT PULLEY	3,4,5
302H731280	GEAR Z29R MIDDLE	7
302HN02930	SHEET HOUSING LEFT	1
302HN22070	GEAR Z22L TC ROLL	3
302HN44100	MOTOR REVERSE	3,5,6,7
302K324450	BUSH 6	7
302K928190	SPRING-TORSION SWITCHBACK	3,5
302K931080	WIRE STOPPER	8
302K994370	PARTS SOLENOID FEED SHIFT SP	4
302K994A50	PARTS FAN COOLING LSU 50 SP	8
302KK24390	FILM DU GUIDE	3
302KS08110	GEAR 18	3
302KV44041	CLUTCH 50 Z35R	8
302LC28150	SPRING-COMPRESSION	3
302LF39050	GUIDE WIRE FRONT PWB	7,8
302LW04260	SPACER USB	1
302N202011	CASTER 100 CN	2
302P794010	PARTS SENSOR OPT. SP	3
303B817020	PULLEY SUB EJECT	3,4
303H316370	GUIDE DRUM ASS'Y	4
303H316390	GUIDE WHEEL DRUM	4
303H321120	CUSHION HOLDER	2,3
303H322140	FLANGE 36	4
303H327460	SENSOR A,SEPARATION	8
303J902280	PIN PAPER FEED	3
303JX31390	GEAR 22 R	3
303JY02400	PLATE EARTH RAIL	10
303JY24AD0	CUSHION B	2

Part.No. 部品番号	Description 部品名称	Fig.No.
303JY28200	SPRING MAIN TRAY	7
303JY38240	SPACER 25	3
303JY38601	EDGING FFC	8
303K531040	GEAR 42	7
303K531120	GEAR 48 LOOP ROLLER	7
303LL02330	HOLDER WIRE D	3,8
303LT03130	SPANNER	2
303LT03140	BOLT M10L40	2
303M894260	PARTS SENSOR OPT SP	3,4,5,6,8
303NB02120	PLATE HOLDER EARTH	10
303NB02131	SPRING-PLATE JUNCTION	2
303NB02171	PARTITION FINISHER	2
303NB02180	STAY PARTITION	2
303NB02200	FILM PARTITION	2
303NB02211	PLATE CASTER	2
303NB02220	PLATE HOLDER CASTER	2
303NB02230	MOUNT MAIL FRONT	2
303NB02240	MOUNT MAIL REAR	2
303NB02310	SPONGE JOINT	1
303NB02341	PLATE LOCK JUNCTION D	2
303NB02360	GUIDE DRAWER	2
303NB02370	PLATE JUNCTION D	10
303NB02381	MOUNT DRAWER	10
303NB02390	SLIDER DRAWER	10
303NB02420	COVER INTERFACE	10
303NB04050	COVER FRONT LEFT UPPER	1
303NB04065	COVER INNER UPPER	1
303NB04071	COVER INNER LOWER	1
303NB04081	COVER REAR UPPER	1
303NB04091	COVER REAR LOWER	1
303NB04142	COVER MAIN EXIT	1
303NB04152	COVER LEFT LOWER	1
303NB04171	COVER HANDLE	1
303NB04200	HANDLE JAM REMOVAL	1
303NB04240	KEY SELECT	1
303NB04250	FULCRUM-PLATE COVER UPPER	1
303NB04260	FULCRUM-PLATE COVER MIDDLE	1
303NB04290	PLATE PIN HANDLE	2
303NB04310	MOUNT REAR COVER	1
303NB04320	STOPPER FRONT COVER	1
303NB04330	REINFORCEMENT FULCRUM MIDDLE	1
303NB07011	GUIDE FEED UPPER	4
303NB07021	GUIDE FEED LOWER	4
303NB07040	GUIDE PUNCH	2
303NB07080	MOUNT LOWER GUIDE FEED	4
303NB07092	HANDLE GUIDE FEED LOWER	4
303NB07100	HOOK GUIDE FEED LOWER	4
303NB07110	LEVER GUIDE FEED LOWER	4
303NB07120	SPRING-TORSION GUIDE HOOK	4
303NB07140	SHEET ROLLER FEED	2
303NB07150	LID SENSOR	4

Part.No. 部品番号	Description 部品名称	Fig.No.
303NB07160	HOLDER BEARING	4
303NB07170	SHEET FEED IN A	4
303NB07180	SHEET FEED IN B	4
303NB07190	SHEET FEED IN C	4
303NB24040	GUIDE MIDDLE CONVEYING UPPER	4
303NB24080	GUIDE BOOKLET RIGHT	4
303NB24090	GUIDE BOOKLET LEFT	2
303NB24100	GUIDE FEED SHIFT SUB	4
303NB24130	MOUNT SOLENOID AB	4
303NB24140	LEVER SOLENOID AB	4
303NB24150	MOUNT SOLENOID C	4
303NB24160	LEVER SOLENOID C	4
303NB24170	ACTUATOR SUB	5
303NB24182	ACTUATOR MIDDLE	3
303NB24200	MOUNT PI ACTUATOR	4
303NB24210	HOLDER MAGNET	4
303NB24220	SPRING GUIDE HOLD	4
303NB24250	MOUNT LIMIT SENSOR SUB	8
303NB24280	MOUNT MAGNET	4
303NB24290	MOUNT GUIDE DRUM	4
303NB24300	STATIC-ELIMINATOR SUB EJECT	5
303NB24310	PULLEY SUB EJECT	5
303NB24320	STOPPER GUIDE	4
303NB24330	FILM MAGNET	4
303NB28010	CURSOR MAIN EXIT	6
303NB28020	SLIDER F MAIN EXIT	6
303NB28030	SLIDER R MAIN EXIT	6
303NB28040	CAP F MAIN EXIT	6
303NB28050	CAP R MAIN EXIT	6
303NB28060	PULLEY 26 TURN	6
303NB28070	BELT 138	6
303NB28080	SHAFT CURSOR	6
303NB28090	SHAFT DRIVE	6
303NB28100	SHAFT GUIDE	6
303NB28110	BELT 396	6
303NB28120	STAY MAIN EXIT	6
303NB28130	GEAR Z45-P30	3,6
303NB28140	MOUNT SLIDE DRIVE	6
303NB28150	MOUNT PI SLIDE	6
303NB28160	GUIDE RETAINING	6
303NB28170	PLATE TURN PULSE	7
303NB28180	GEAR Z55R	7
303NB28190	MOUNT TURN DRIVE	7
303NB28200	MOUNT PI SET	8
303NB28210	MOUNT PI HOME	8
303NB28222	GUIDE TURN	6
303NB31010	GEAR Z35R	3,5
303NB31020	GEAR Z35L	3
303NB31030	MOUNT FEED IDLE	2,7
303NB31050	GEAR Z70R-Z20	7
303NB31060	MOUNT DRUM DRIVE	7

Part.No. 部品番号	Description 部品名称	Fig.No.
303NB31090	BELT 504	7
303NB31100	GEAR Z35L-P42	7
303NB31110	PIN EJECT DRIVE	2
303NB31120	MOUNT CONVEYING	7
303NB31130	PULLEY P42 EXIT	4
303NB34020	LABEL D2	4
303NB34040	LABEL D4	4
303NB34170	LABEL D6 NEW	4
303NB34200	LABEL OPERATION	1
303NB34210	LABEL D3 D5	1
303NB34220	LABEL CAUTION MAIN TRAY	1
303NB34240	LABEL A STAPLER	1
303NB34250	LABEL D1	1
303NB36031	CURSOR F MIDDLE TRAY	3
303NB36041	CURSOR R MIDDLE TRAY	3
303NB36050	DUCT UPPER GUIDE WIRE 1	3
303NB36060	SHAFT CURSOR	3
303NB36070	HOLDER CURSOR	3
303NB36082	GUIDE PAPER STOPPER	3
303NB36100	HOLDER MIDDLE PULLEY	2
303NB36110	SHAFT MIDDLE PULLEY	2
303NB36120	MOUNT MIDDLE PULLEY	2
303NB36130	SHEET PADDLE A	3
303NB36141	SHAFT PADDLE A	3
303NB36150	GEAR 41 PADDLE A	3
303NB36160	PLATE PULSE PADDLE A	3
303NB36170	FRAME EXIT FRONT	5
303NB36180	FRAME EXIT REAR	5
303NB36190	MOUNT EXIT PULLEY	5
303NB36200	PULLEY EXIT	5
303NB36210	SHAFT UPPER GUIDE	5
303NB36224	GUIDE PAPER PRESS	5
303NB36230	SHAFT PAPER PRESS	5
303NB36240	HOLDER PADDLE	3,5
303NB36250	MOUNT PI PADDLE B	5
303NB36260	SHEET PADDLE B	5
303NB36271	SHAFT PADDLE B	5
303NB36290	SPRING EXIT PULLEY	5
303NB36300	SPRING GUIDE PAPER PRESS	5
303NB36310	SHAFT UPPER EXIT DRIVE	5
303NB36330	MOUNT INTERLOCK UPPER GUIDE	4
303NB36350	GUIDE CENTER	5
303NB36370	LEVER UPPER EXIT	7
303NB36380	BRAKE EXIT	5
303NB36390	LEVER BRAKE EXIT	5
303NB36410	SPRING LEVER BRAKE	5
303NB36420	FILM GUIDE STOPPER	3
303NB36430	FILM GUIDE STOPPER C	3
303NB36442	FILM GUIDE STOPPER S	3
303NB36460	STATIC-ELIMINATOR EJECT	3
303NB36471	PLATE EARTH EJECT	5

Part.No. 部品番号	Description 部品名称	Fig.No.
303NB36480	FILM PADDLE B	5
303NB36490	STATIC-ELIMINATOR EJECT SIDE	5
303NB36500	STATIC-ELIMINATOR EJECT CENTER	5
303NB36510	FILM GUIDE STOPPER B	3
303NB36521	GUIDE PAPER EXIT	5
303NB36530	SPRING EXIT F	5
303NB36540	SPRING EXIT R	5
303NB36550	RUBBER FEED	3
303NB36580	STATIC-ELIMINATOR PAPER STOPPER	3
303NB36591	LEVER PAPER PRESS	5
303NB36600	CAM PADDLE	5
303NB36630	SPRING EXIT PRESS	5
303NB36640	FILM GUIDE STOPPER D	3
303NB36650	FILM GUIDE STOPPER E	3
303NB36661	PULLEY MIDDLE	2
303NB36670	SPRING PULLEY	2
303NB37011	MOUNT DRIVE	7
303NB37020	SHAFT WORM	7
303NB37030	GEAR Z34L Z52L	7
303NB37040	GEAR WORM	7
303NB37050	GEAR Z60R	7
303NB37060	PLATE TENSION	7
303NB37070	SHAFT MAIN TRAY	2
303NB37080	BELT LIFT	7
303NB37090	LEVER SENSOR	2
303NB37100	FRAME MAIN TRAY FRONT	2
303NB37110	FRAME MAIN TRAY CENTER	2
303NB37120	FRAME MAIN TRAY REAR	2
303NB37130	PIN RAIL	2
303NB37161	FILM SENSOR	3
303NB37172	PLATE DETECTION	3
303NB37180	RAIL MAIN TRAY	2
303NB37190	FILM FRAME TRAY	2
303NB37200	PULLEY 20S5M	7
303NB38021	MOUNT STAPLER	3
303NB38030	BELT STAPLER SHIFT	3
303NB38040	SHAFT STAPLER SHIFT	3
303NB38051	PLATE STAPLER SHIFT	3
303NB38060	STOPPER STAPLER MOUNT	3
303NB38071	RAIL STAPLER SHIFT FRONT	3
303NB38080	SHAFT STOPPER PULLEY	3
303NB38090	SHAFT MOUNT PULLEY	3
303NB38100	PLATE STAPLER UNIT TENSION	3
303NB38110	STOPPER DRIVE BELT	3
303NB38121	RAIL STAPLER SHIFT REAR	3
303NB38131	MOUNT PRINT STAPLER	3
303NB38140	COVER STAPLER	3
303NB38150	STOPPER BUSH	3
303NB38160	FILM STAPLER	3
303NB38180	GUIDE STAPLER	3
303NB38190	PLATE EARTH STAPLER	3

Part.No. 部品番号	Description 部品名称	Fig.No.
303NB38200	CARTRIDGE EH600	10
303NB39011	MOUNT PWB	8
303NB39021	GUIDE WIRE REAR LEFT	8
303NB39040	GUIDE WIRE FRONT	8
303NB46060	WIRE BOOKLET	9
303NB46070	WIRE FRONT	9
303NB46080	WIRE MTRAY SURF	9
303NB46090	WIRE MTRAY MOTOR	9
303NB46100	WIRE ME SENSOR	9
303NB46110	WIRE FFC	3,9
303NB46140	WIRE SHIFT	9
303NB46160	WIRE OPERATION	9
303NB46170	WIRE B-TRAY FULL	9
303NB46180	WIRE INTERFACE A	9,10
303NB46190	WIRE INTERFACE B	2,9
303NB46200	WIRE INTERFACE C	9
303NB94020	PARTS PWB STAPLER ASSY SP	3
303NB94030	PARTS PWB OPERATION ASSY SP	1
303NB94040	PARTS MOTOR-PM MOVING SP	3
303NB94052	PARTS MOTOR-BL BRAKE SP	7
303NB94060	PARTS ROLLER SUB EXIT SP	3
303NB94090	PARTS ROLLER EXIT SP	3
303NB94131	PARTS STAPLER EH600 SP	3
303NB94140	PARTS SENSOR OPT. SP	8
303NC04063	COVER LID REAR	1
303NC04190	COVER LID REAR S	1
303NC34020	LABEL D1	4
303NC46080	WIRE CI SENSOR	9
303NC46100	WIRE STAPLER	9
303NC46110	WIRE NCK MOTOR	9
303NC46120	WIRE PADDLE SENSOR	9
303NC46150	WIRE MID TRAY MOTOR	9
303NC46160	WIRE STP HP SENSOR	9
303ND02360	PIN HOOK BOOKLET	2
303NV94010	PARTS MOTOR DP SP	7
303NW94050	PARTS SENSOR OPT. SP	8
303NW94060	PARTS SENSOR OPT. SP	3,4
303PG04090	KEY STAPLER	1
303PW36240	MOUNT PI UPPER GUIDE	3
303RV46080	CONN.CORD ASSY MID TRAY SENSOR	9
303RW04010	COVER TOP	1
303RW04020	COVER OPERATION	1
303RW04030	COVER TRAY B EJECT	8
303RW04040	HOUSING FAN	8
303RW04050	GUIDE FAN	8
303RW04060	TRAY B SLIDE	1
303RW04070	LID TOP FRONT	1
303RW04080	LID TOP REAR	1
303RW04090	COVER JUNCTION TRAY C	10
303RW04100	MOUNT OPERATION	1
303RW04110	COVER FRONT UPPER	1

3RW-5

Part.No. 部品番号	Description 部品名称	Fig.No.
303RW04120	SHEET OPERATION	1
303RW04130	COVER FRONT MIDDLE	1
303RW04140	COVER FRONT LOWER	1
303RW07020	STAY PUNCH	2
303RW07040	GUIDE FEED ROLLER	4
303RW24010	GUIDE SUB RIGHT	4
303RW24020	GUIDE SUB EJECT	5
303RW24031	GUIDE SUB LEFT OPEN	4
303RW24060	GUIDE MIDDLE CONVEYING LOWER	3
303RW24070	GUIDE DRUM UPPER	4
303RW24080	GUIDE DRUM LOWER	4
303RW24090	GUIDE WHEEL DRUM	4
303RW24101	SHAFT DRUM	4
303RW24111	ACTUATOR DRUM	3
303RW24120	GUIDE FEED SHIFT BOOKLET	4
303RW24130	GUIDE FEED SHIFT DRUM	4
303RW24160	SPRING GUIDE HOLD	4
303RW24170	SHAFT FEED	3,4
303RW24180	SHAFT EJECT	5
303RW31010	MOUNT FEED IN DRIVE	7
303RW31020	MOUNT CONVEYING	7
303RW31030	MOUNT EJECT DRIVE	7
303RW31040	GEAR Z22R-P35	7
303RW34010	LABEL B	1
303RW34020	LABEL A	1,10
303RW34030	LABEL MANUAL STAPLER	1
303RW36021	GUIDE MIDDLE TRAY	3
303RW36040	ACTUATOR EXIT	3
303RW36051	COVER MIDDLE TRAY WIRE	3
303RW37010	TRAY MAIN UP	10
303RW37020	TRAY MAIN LOW	10
303RW39010	GUIDE WIRE REAR RIGHT	8
303RW46010	WIRE SENSOR 1	9
303RW46020	WIRE SENSOR 2	9
303RW46030	WIRE MOTOR 1	9
303RW46040	WIRE MOTOR 2	9
303RW46050	WIRE SENSOR 3	9
303RW46060	WIRE FAN UNIT	9
303RW46070	WIRE FAN JOINT	9
303RW94010	PARTS PWB DF MAIN ASSY SP	8
303RW94020	PARTS ROLLER FEED LOWER SP	3
303RW94030	PARTS ROLLER FEED UPPER SP	4
303RW94040	PARTS ROLLER SUB CONVEYING SP	3
303RW94050	PARTS ROLLER MIDDLE SP	3
3AK20050	HOLDER,TIMING BELT	7
3AK20080	GEAR 18/50	7
3AK20090	GEAR 51	7
3AK20200	PULLEY,MAIN TRAY	2
3AP02040	PULLEY 30,DUPLEX	3
3B807230	COLLAR,MIDDLE BELT	3
3CZ02230	PIN,HOOK FULCRUM	2,7

Part.No. 部品番号	Description 部品名称	Fig.No.
3H316050	GEAR 46 DRUM DRIVE	4
5MVM176DN001	PULLEY RAIL CASS /40283V0034 A4	3
5MVX111DN003	RING STOPPER /A-49 FEED A4	3,4,5,6,7,8
63212210	STATIC ELIMINATOR,EJECT	4
63213320	CUSHION,ORIGINAL COLLECTION	1,3,4,5
72418140	SPRING, BLADE	3
74808080	BEARING,686ZZNR	7
7BE006124431H01	BEARING MR126ZZ	3,4
7BE008165431H01	BEARING 688ZZ	3,5
7UMDEC002K81HQ2	IC.EEPROM	8
7YZM110001++H01	ACCESS.BUSHING	1,8
7YZM110003++H01	ACCESS,BUSHING	8
7YZM210014++H01	ACCESS.EDGING	4,6,8
7YZM390015++H01	ACCESS.CLAMP	8
7YZM410002++H01	ACCESS.BAND	8
7YZM510007++H01	ACCESS.SPACER	8
7YZM610001++H01	ACCESS.SADDLE	8
7YZM610007++H01	ACCESS.SADDLE	7,8

BF-730

Rev.8
June 2018

—— CONTENTS ——

FIG. 1	Booklet Folder 1	2
FIG. 2	Booklet Folder 2	5
FIG. 3	Booklet Folder 3	8
FIG. 4	Booklet Folder 4	11
FIG. 5	Accessories	13
• INDEX		16

FIG. 1 Booklet Folder 1

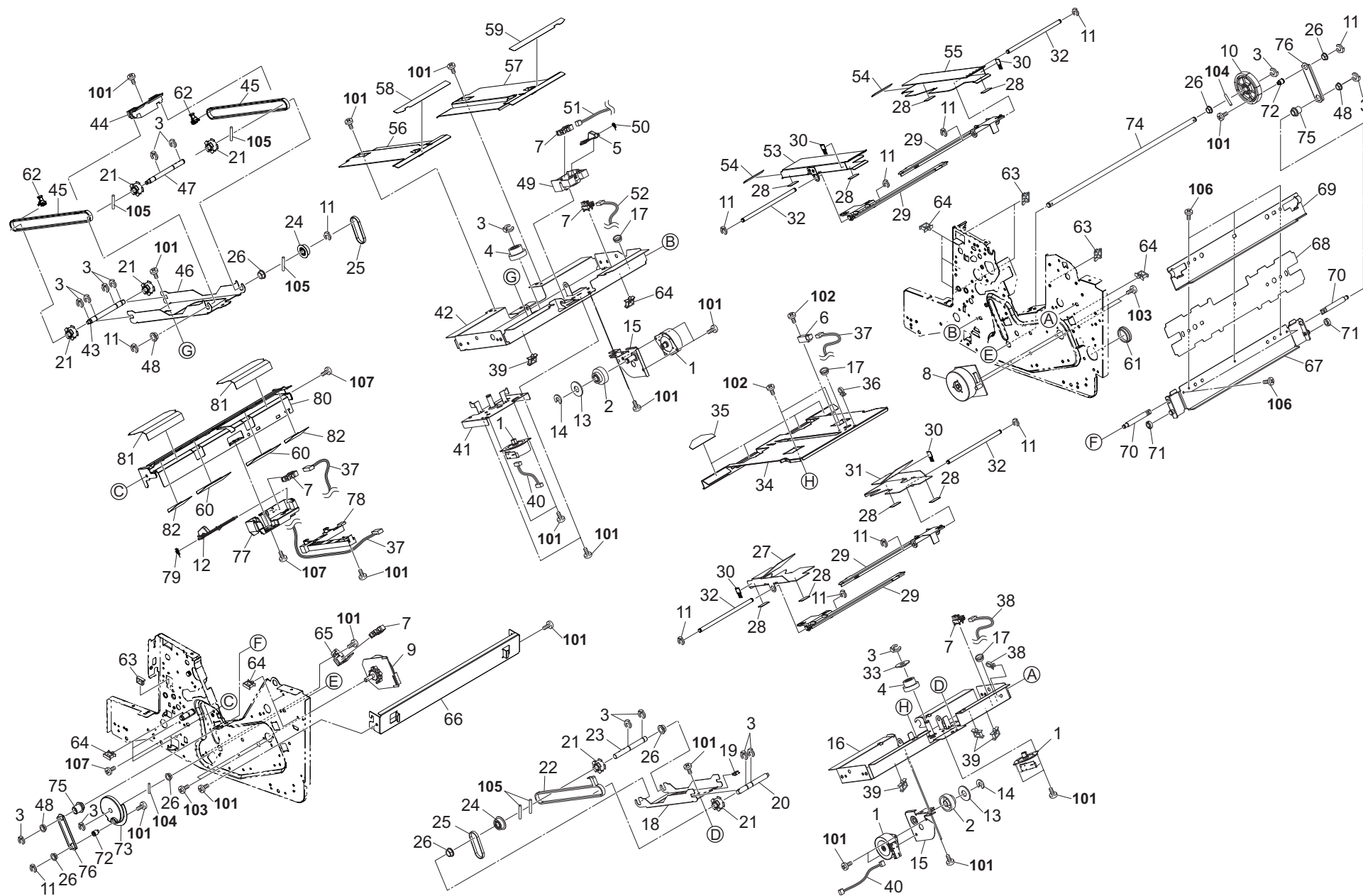


FIG. 1 Booklet Folder 1

3ND-7

Ref. No. 番号	Part.No. 部品番号	Description 部品名称	Notes 備考	Revision 改訂	Quantity 個数			
					100(日本)	120	230	240
1	302HN44100	MOTOR REVERSE			4	4	4	4
2	303ND24070	GEAR Z54-P30			2	2	2	2
3	2BC06910	STOPPER 6			16	16	16	16
4	303ND24060	GEAR Z56R-Z26S			2	2	2	2
5	303ND24140	ACTUATOR HOLDER SENSOR			1	1	1	1
6	303NW94060	SENSOR OPT.			1	1	1	1
7	303M894260	SENSOR OPT.			5	5	5	5
8	303NB94052	PARTS MOTOR-BL BRAKE SP		7: Design-chg.	1	1	1	1
9	302LC94283	PARTS MOTOR-BL W40 SP		7: Design-chg.	1	1	1	1
10	303J124170	GEAR 55 BLADE PRESSURE			1	1	1	1
11	5MVX111DN003	RING STOPPER /A-49 FEED A4			12	12	12	12
12	303ND24160	ACTUATOR PAPER			1	1	1	1
13	303JY38240	SPACER 25			2	2	2	2
14	302K921420	CUT-WASHER 6			2	2	2	2
15	303ND24030	MOUNT MOTOR			2	2	2	2
16	303ND24010	STAY SIDE REGIST UP			1	1	1	1
17	7YZM110001++H01	ACCESS.BUSHING			3	3	3	3
18	303J124481	MOUNT BELT R			1	1	1	1
19	M2104390	EDGING,EDS-0607L(KITAGAWA)			1	1	1	1
20	303J124080	SHAFT CONVEYING IDLE R			1	1	1	1
21	3AK07230	PULLEY 20S3M			6	6	6	6
22	303J124110	BELT CONVEYING REGIST			1	1	1	1
23	303J124070	SHAFT CONVEYING DRIVE R			1	1	1	1
24	3AP02040	PULLEY 30,DUPLEX			2	2	2	2
25	302H017260	BELT SCANNER			2	2	2	2
26	28107310	BUSH 8			7	7	7	7
27	303J124020	CURSOR FRONT			1	1	1	1
28	3B807640	PAD,CURSOR			8	8	8	8
29	303J124370	RACK CURSOR			4	4	4	4
30	303JY37220	STATIC ELIMINATOR CURSOR			4	4	4	4
31	303J124030	CURSOR REAR			1	1	1	1
32	303J124050	SHAFT LOWER CURSOR			4	4	4	4
33	303ND24080	SPACER CURSOR			1	1	1	1
34	303J124041	GUIDE REGIST			1	1	1	1
35	303J124562	SHEET GUIDE REGIST			4	4	4	4
36	7YZM410004++H01	ACCESS.BAND		4:Part No.-chg.	6	6	6	6
37	303ND46210	WIRE PAPER SENSOR			2	2	2	2
38	303ND46220	WIRE UPPER WIDTH SENSOR			1	1	1	1
39	7YZM610001++H01	ACCESS SADDLE			4	4	4	4
40	303ND46090	WIRE WIDTH MOTOR			2	2	2	2
41	303ND24040	PLATE ADJUST			1	1	1	1
42	303ND24020	STAY SIDE REGIST LOW			1	1	1	1
43	303J124440	SHAFT CONVEYING IDLE			1	1	1	1
44	303J124460	HOLDER CONVEYING LIFT			1	1	1	1
45	303ND24320	BELT CONVEYING POSITIONING			2	2	2	2
46	303J124490	MOUNT BELT L			1	1	1	1
47	303ND24230	SHAFT CONVEYING DRIVE L			1	1	1	1
48	302K324450	BUSH 6			3	3	3	3

• Parts with a Ref.No. of 500 and above in the illustration indicate they are not selected for service parts.

• イラスト中で 500 番台の Ref 番号が付いている部品はサービスパーツに選定されていません。

FIG. 2 Booklet Folder 2

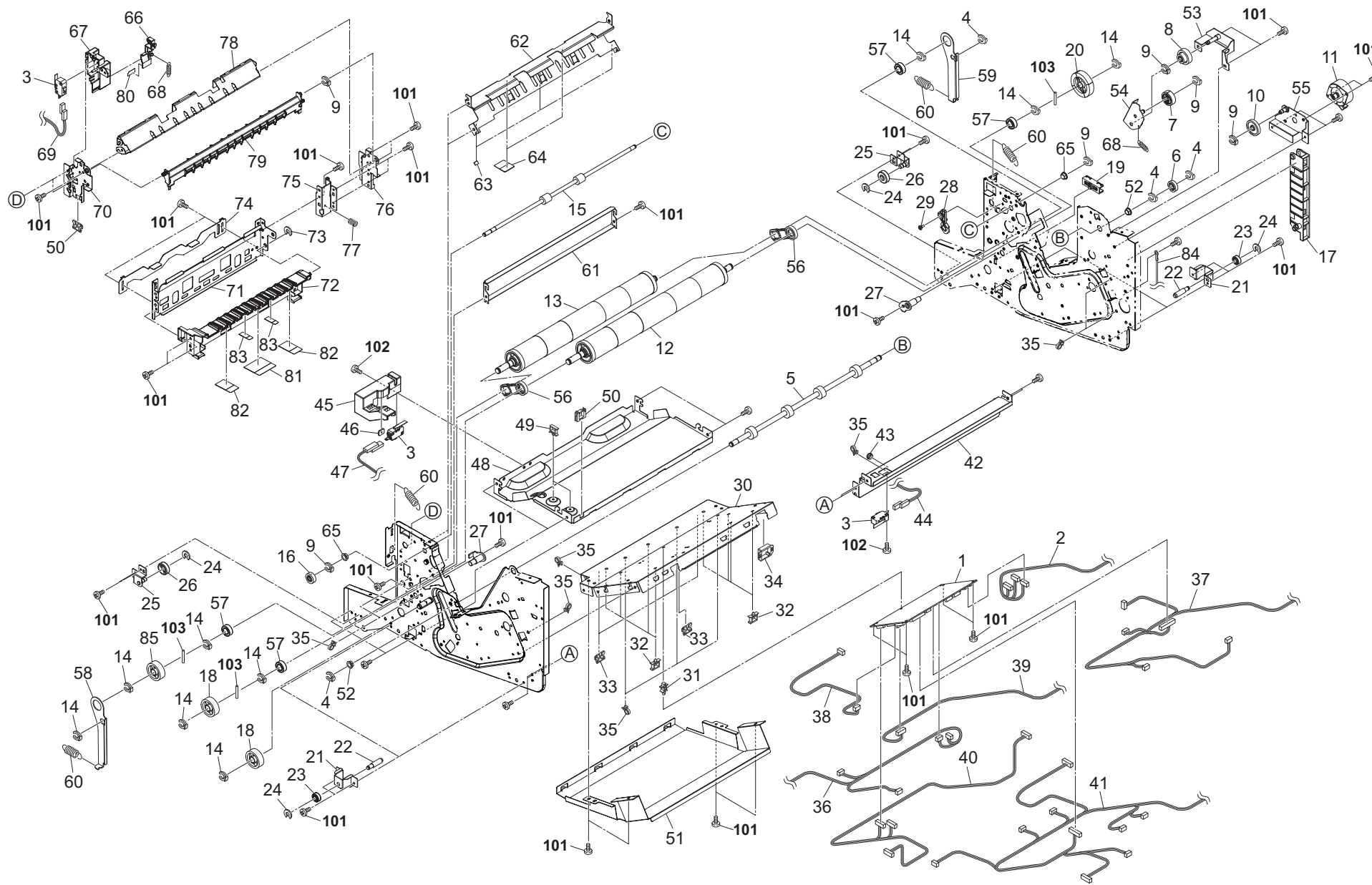


FIG. 2 Booklet Folder 2

3ND-8

Ref. No. 番号	Part.No. 部品番号	Description 部品名称	Notes 備考	Revision 改訂	Quantity 個数			
					100 (日本)	120	230	240
1	303ND94011	PARTS PWB MAIN ASSY SP			1	1	1	1
2	303ND46010	WIRE INTERFACE			1	1	1	1
3	2FB27160	INTER LOCK SWITCH			3	3	3	3
4	2BC06910	STOPPER 6			4	4	4	4
5	303ND94020	ROLLER FEED IN			1	1	1	1
6	303NB31010	GEAR Z35R			1	1	1	1
7	302K931490	GEAR Z28L			1	1	1	1
8	303ND31510	GEAR Z30R Z30R			1	1	1	1
9	5MVX111DN003	RING STOPPER /A-49 FEED A4			5	5	5	5
10	303ND31520	GEAR Z52L			1	1	1	1
11	302HN44100	MOTOR REVERSE			1	1	1	1
12	303ND94051	ROLLER PRESS A		8:Design-chg.	1	1	1	1
13	303ND94061	ROLLER PRESS B		8:Design-chg.	1	1	1	1
14	302K921120	STOPPER 8			9	9	9	9
15	303ND94040	ROLLER EJECT 3 FOLD			1	1	1	1
16	302K031740	GEAR BELT CLEANING DRIVE Z20L			1	1	1	1
17	303ND02291	GUIDE WIRE			1	1	1	1
18	303ND31200	GEAR Z30 PRESS		4:Quantity-chg.	2	2	2	2
19	302LF39050	GUIDE WIRE FRONT PWB			1	1	1	1
20	303ND31210	GEAR Z16 PRESS			1	1	1	1
21	303ND02060	MOUNT SHAFT RAIL			4	4	4	4
22	303ND02070	SHAFT RAIL			4	4	4	4
23	302FG07020	PULLEY,CASSETTE RAIL			4	4	4	4
24	302FB09830	CUT WASHER 4			6	6	6	6
25	303ND02200	MOUNT PULLEY RAIL			2	2	2	2
26	34907150	PULLEY,CASSETTE			2	2	2	2
27	303ND02281	FULCRUM PLATE RELEASE			2	2	2	2
28	303ND28220	LEVER SOL GUIDE EXIT			1	1	1	1
29	2FB20860	PIN FUSER COVER			1	1	1	1
30	303ND02170	STAY BLADE LOWER			1	1	1	1
31	7YZM510007++H01	ACCESS.SPACER			1	1	1	1
32	7YZM610004++H01	ACCESS.SADDLE			8	8	8	8
33	7YZM210005++H01	ACCESS.EDGING			3	3	3	3
34	7YZM210011++H01	ACCESS.EDGING		5: Part No.-chg.	1	1	1	1
35	7YZM410004++H01	ACCESS.BAND		4:Part No.-chg.	10	10	10	10
36	303ND46020	WIRE INTERLOCK SWITCH			1	1	1	1
37	303ND46060	WIRE MOTOR ST ALL			1	1	1	1
38	303ND46100	WIRE SOLENOID1			1	1	1	1
39	303ND46110	WIRE STP MOTOR			1	1	1	1
40	303ND46120	WIRE MOTOR			1	1	1	1
41	303ND46161	WIRE SENSOR ALL		8:Design-chg.	1	1	1	1
42	303ND02160	STAY RIGHT LOW			1	1	1	1
43	7YZM110001++H01	ACCESS.BUSHING			1	1	1	1
44	303ND46040	WIRE UNITSET SWITCH			1	1	1	1
45	303ND02180	MOUNT INTERLOCK TRAY			1	1	1	1
46	302K926050	NUT FUSER			1	1	1	1
47	303ND46050	WIRE TRY SWITCH			1	1	1	1
48	303ND02030	BASE LEFT			1	1	1	1

• Parts with a Ref.No. of 500 and above in the illustration indicate they are not selected for service parts.

• イラスト中で 500 番台の Ref 番号が付いている部品はサービスパーツに選定されていません。

FIG. 3 Booklet Folder 3

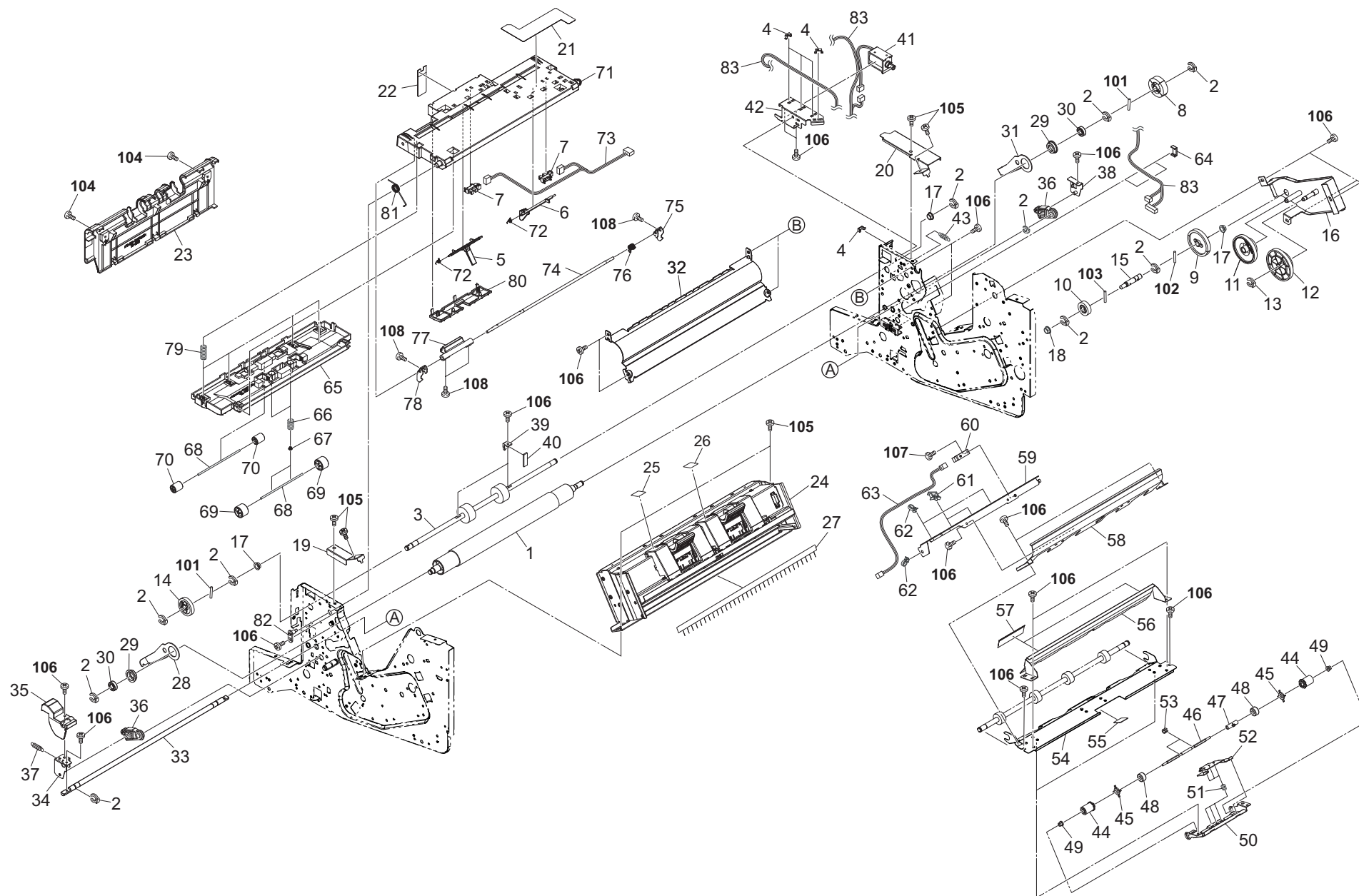


FIG. 3 Booklet Folder 3

3ND-7

Ref. No. 番号	Part.No. 部品番号	Description 部品名称	Notes 備考	Revision 改訂	Quantity 個数			
					100(日本)	120	230	240
1	303ND94070	ROLLER PRESS C			1	1	1	1
2	2BC06910	STOPPER 6			10	10	10	10
3	303ND94030	ROLLER EJECT			1	1	1	1
4	302K931080	WIRE STOPPER			5	5	5	5
5	303ND28252	ACTUATOR STACK LIMIT			1	1	1	1
6	303ND28170	ACTUATOR EXIT			1	1	1	1
7	303M894260	SENSOR OPT.			2	2	2	2
8	303ND31220	GEAR Z12 PRESS			1	1	1	1
9	3H316050	GEAR 46 DRUM DRIVE			1	1	1	1
10	33414050	GEAR 22,SLEEVE			1	1	1	1
11	303ND31120	GEAR Z28 Z62			1	1	1	1
12	303ND31150	GEAR Z53Z120R			1	1	1	1
13	5MVX111DN003	RING STOPPER /A-49 FEED A4			1	1	1	1
14	303ND31260	GEAR Z30 EXIT			1	1	1	1
15	303ND31160	SHAFT BLADE DRIVE			1	1	1	1
16	303ND31110	MOUNT BLADE DRIVE			1	1	1	1
17	28107310	BUSH 8			3	3	3	3
18	302K324450	BUSH 6			1	1	1	1
19	303ND02130	MOUNT STAPLER FRONT			1	1	1	1
20	303ND02140	MOUNT STAPLER REAR			1	1	1	1
21	303ND28330	SHEET EXIT OPEN			1	1	1	1
22	303ND28351	FILM STACK PAPER			1	1	1	1
23	303ND04051	COVER LEFT			1	1	1	1
24	303J144011	STAPLER EH280		7: Design-chg.	1	1	1	1
25	3B805070	LABEL B			1	1	1	1
26	3B805080	LABEL C			1	1	1	1
27	303JY37400	DISCHARGER GUIDE UP			1	1	1	1
28	303ND31080	LEVER PRESSURE C FRONT			1	1	1	1
29	302K931960	HOLDER BEARING 688ZZ			2	2	2	2
30	7BE008165431H01	BEARING 688ZZ			2	2	2	2
31	303ND31090	LEVER PRESSURE C REAR			1	1	1	1
32	303ND28090	GUIDE CONVEYING 3 FOLD			1	1	1	1
33	303ND02150	SHAFT RELEASE			1	1	1	1
34	303ND02110	WORK PLATE RELEASE FRONT			1	1	1	1
35	303ND02100	LEVER RELEASE			1	1	1	1
36	303ND02190	HOOK RELEASE FRONT			2	2	2	2
37	303JY37260	SPRING SOLA			1	1	1	1
38	303ND02120	WORK PLATE RELEASE REAR			1	1	1	1
39	3CA16220	HOLDER,PAPER EJECT REGISTRATION BRUSH			2	2	2	2
40	303ND28300	BRUSH PAPER EJ REGIST			2	2	2	2
41	302K994370	SOLENOID FEED SHIFT			1	1	1	1
42	303ND28211	MOUNT SOLENOID			1	1	1	1
43	2FG20350	SPRING CLAW			1	1	1	1
44	303J124610	PULLEY FEED IN			4	4	4	4
45	303ND24240	RUBBER FEED IN			4	4	4	4
46	303J124640	SHAFT PULLEY FEED IN			2	2	2	2
47	303J124700	COLLAR FEED IN			2	2	2	2
48	66321290	PULLEY,EJECT			4	4	4	4

• Parts with a Ref.No. of 500 and above in the illustration indicate they are not selected for service parts.

• イラスト中で 500 番台の Ref 番号が付いている部品はサービスパーツに選定されていません。

FIG. 4 Booklet Folder 4

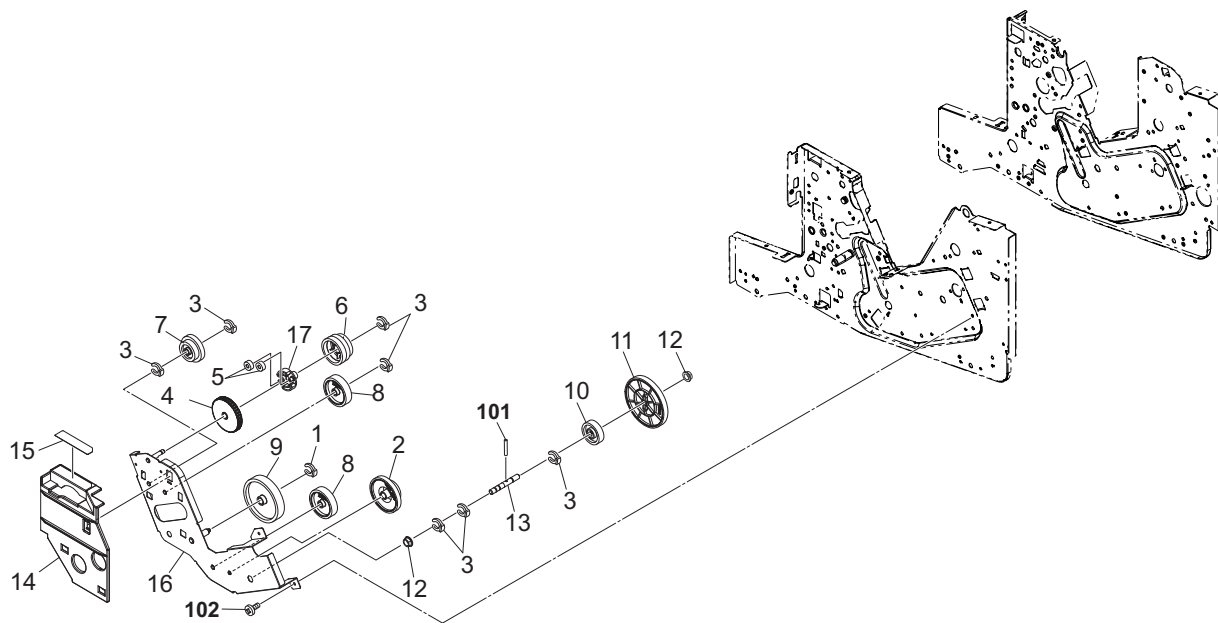


FIG. 5 Accessories

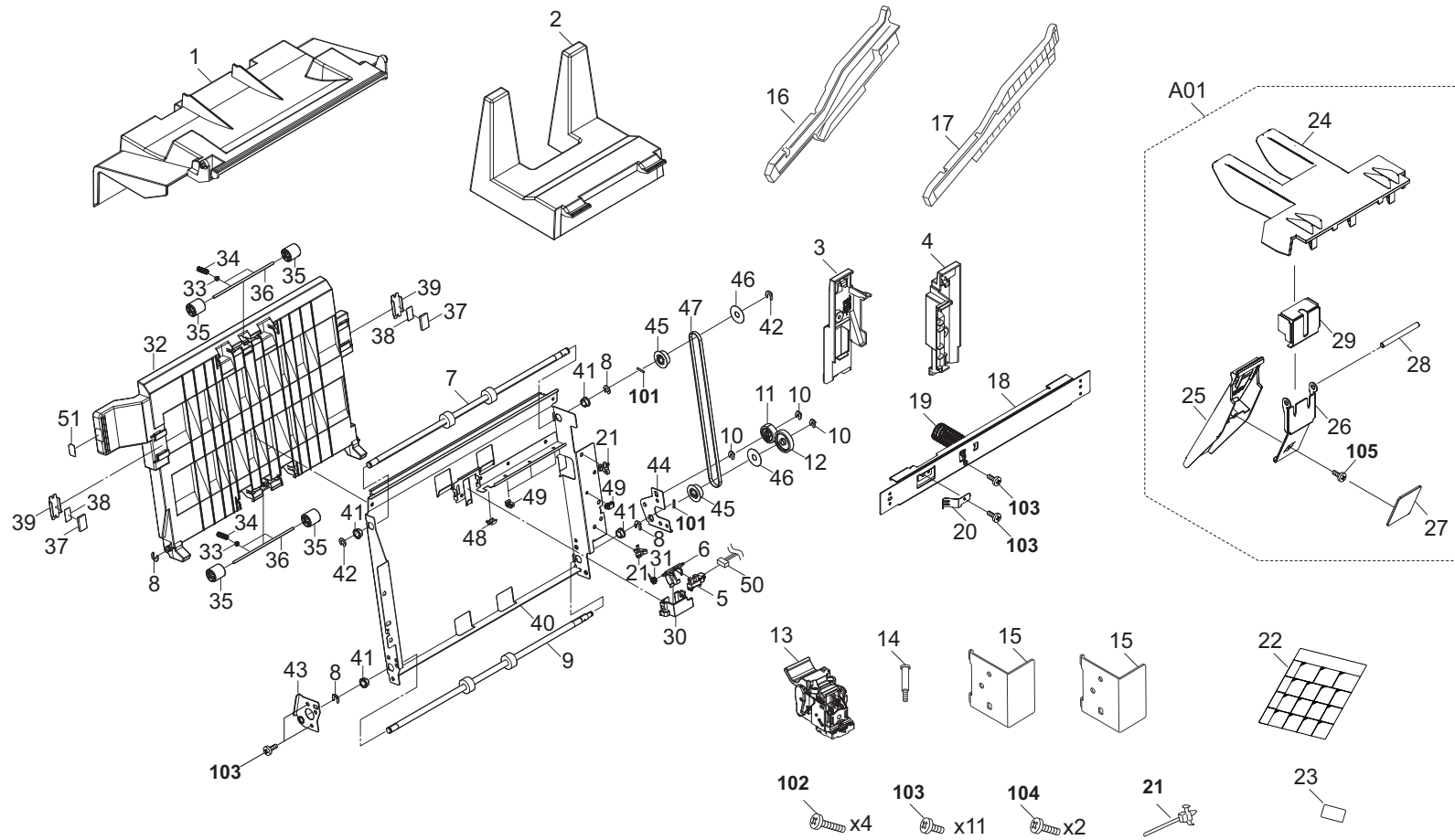


FIG. 5 Accessories

3ND-4

Ref. No. 番号	Part.No. 部品番号	Description 部品名称	Notes 備考	Revision 改訂	Quantity 個数			
					100(日本)	120	230	240
1	303ND04010	TRAY EJECT BASE			1	1	1	1
2	303ND04020	TRAY EJECT STOCK			1	1	1	1
3	303ND04030	COVER SADDLE F			1	1	1	1
4	303ND04041	COVER SADDLE R			1	1	1	1
5	303M894260	SENSOR OPT.			1	1	1	1
6	303ND37090	ACTUATOR PI			1	1	1	1
7	303ND94080	ROLLER BRIDGE UP			1	1	1	1
8	2BC06910	STOPPER 6			4	4	4	4
9	303ND94090	ROLLER BRIDGE LOW			1	1	1	1
10	5MVX111DN003	RING STOPPER /A-49 FEED A4			3	3	3	3
11	303NJ31130	GEAR Z28R			1	1	1	1
12	303NF31050	GEAR Z35L			1	1	1	1
13	303J138010	CARTRIDGE EH280			1	1	1	1
14	3CY02240	REAR PIN,HOOK			1	1	1	1
15	303ND02310	LOCK MAIN TRAY			2	2	2	2
16	303ND02090	RAIL REAR			1	1	1	1
17	303ND02080	RAIL FRONT			1	1	1	1
18	303ND02230	RETAINER PLATE			1	1	1	1
19	303ND02330	SPRING UNIT SET			1	1	1	1
20	302FB09810	GROUND PLATE DU REAR			1	1	1	1
21	7YZM410004++H01	ACCESS.BAND		4:Part No.-chg.	3	3	3	3
22	303ND34110	LABEL OPERATION			1	1	1	1
23	303ND34020	LABEL D7			1	1	1	1
A01	303ND94100	PARTS ARM PAPER EJECT HOLDER ASSY SP			1	1	1	1
24	*303ND28101	ARM PAPER EJECT HOLDER			1	1	1	1
25	*303J128290	COVER EJECT PAPER HOLDER			1	1	1	1
26	*303J128260	AUXILIARY PLATE EJECT ARM			1	1	1	1
27	*303J128280	PAD EJECT PAPER HOLDER			1	1	1	1
28	*303J128251	SHAFT EXIT PAPER HOLDER			1	1	1	1
29	*303ND28320	STOPPER ARM HOLDER			1	1	1	1
30	303ND37100	HOLDER FEED PI			1	1	1	1
31	302H729120	SPRING ACT DU			1	1	1	1
32	303ND37010	GUIDE BRIDGE LEFT			1	1	1	1
33	2FM04150	CAP SPRING /B-11 ENCLOSURE A4		4:Others	4	4	4	4
34	302H728100	SPRING EXIT PULLEY			4	4	4	4
35	302H722760	PULLEY MIDDLE A			4	4	4	4
36	302K324460	SHAFT FEED			2	2	2	2
37	302GR04380	SEAL MAGNET			2	2	2	2
38	302GR04370	MAGNET CLIP DISH			2	2	2	2
39	303NB24210	HOLDER MAGNET			2	2	2	2
40	303ND37020	GUIDE BRIDGE RIGHT			1	1	1	1
41	28107310	BUSH 8			4	4	4	4
42	302K921420	CUT-WASHER 6			2	2	2	2
43	303ND37060	PLATE GUIDE FULCRUM			1	1	1	1
44	303ND37050	PLATE BRIDGE DRIVE			1	1	1	1
45	3AP02040	PULLEY 30,DUPLEX			2	2	2	2
46	303JY38240	SPACER 25			2	2	2	2
47	303ND37080	BELT 40S2M486			1	1	1	1

• Parts with a Ref.No. of 500 and above in the illustration indicate they are not selected for service parts.

• イラスト中で 500 番台の Ref 番号が付いている部品はサービスパーツに選定されていません。

INDEX / 索引

Part.No. 部品番号	Description 部品名称	Fig.No.
28107310	BUSH 8	1,2,3,5
2BC06910	STOPPER 6	1,2,3,4,5
2BL16200	SPRING CONVEYING	3
2BL16290	CUT WASHER 3	2
2C907360	SPRING CURSOR R	3
2FB20860	PIN FUSER COVER	2
2FB27160	INTER LOCK SWITCH	2
2FG20350	SPRING CLAW	3
2FM04150	CAP SPRING /B-11 ENCLOSURE A4	3,5
33414050	GEAR 22,SLEEVE	3
34907150	PULLEY,CASSETTE	2
302F929260	PULLEY DU LOW	3
302FB09810	GROUND PLATE DU REAR	5
302FB09830	CUT WASHER 4	2
302FG07020	PULLEY,CASSETTE RAIL	2
302GR04370	MAGNET CLIP DISH	5
302GR04380	SEAL MAGNET	5
302H017260	BELT SCANNER	1
302H722760	PULLEY MIDDLE A	5
302H725A00	SPRING FUSER ACTUATOR	3
302H728100	SPRING EXIT PULLEY	5
302H729120	SPRING ACT DU	5
302HN44100	MOTOR REVERSE	1,2
302K031740	GEAR BELT CLEANING DRIVE Z20L	2
302K324450	BUSH 6	1,2,3,4
302K324460	SHAFT FEED	3,5
302K921120	STOPPER 8	2
302K921420	CUT-WASHER 6	1,5
302K926050	NUT FUSER	2
302K928190	SPRING-TORSION SWITCHBACK	1
302K931080	WIRE STOPPER	3
302K931490	GEAR Z28L	2
302K931960	HOLDER BEARING 688ZZ	3
302K994370	SOLENOID FEED SHIFT	3
302KV06330	PULLEY MIDDLE	3
302LC94283	PARTS MOTOR-BL W40 SP	1
302LF39050	GUIDE WIRE FRONT PWB	2
303J102210	SPRING RELEASE	2
303J124020	CURSOR FRONT	1
303J124030	CURSOR REAR	1
303J124041	GUIDE REGIST	1
303J124050	SHAFT LOWER CURSOR	1
303J124070	SHAFT CONVEYING DRIVE R	1
303J124080	SHAFT CONVEYING IDLE R	1
303J124110	BELT CONVEYING REGIST	1
303J124142	BLADE MID PRESSING	1
303J124151	PLATE BLADE SUPPORT	1
303J124160	HOLDER BLADE	1
303J124170	GEAR 55 BLADE PRESSURE	1
303J124210	BUSHING BLADE	1
303J124221	STAY SADDLE	1

Part.No. 部品番号	Description 部品名称	Fig.No.
303J124231	GUIDE CONVEYING LOWER F	1
303J124241	GUIDE CONVEYING LOWER R	1
303J124341	CURSOR FW FRONT	1
303J124351	CURSOR FW REAR	1
303J124370	RACK CURSOR	1
303J124440	SHAFT CONVEYING IDLE	1
303J124450	SHAFT BLADE	1
303J124460	HOLDER CONVEYING LIFT	1
303J124481	MOUNT BELT R	1
303J124490	MOUNT BELT L	1
303J124550	SHEET STAY SADDLE LOW	1
303J124562	SHEET GUIDE REGIST	1
303J124610	PULLEY FEED IN	3
303J124620	MOUNT PULLEY FEED IN	3
303J124630	HOLDER PULLEY FEED IN	3
303J124640	SHAFT PULLEY FEED IN	3
303J124660	SHEET CURSOR FW	1
303J124670	SPACER BLADE	1
303J124700	COLLAR FEED IN	3
303J124710	SPACER FEED IN	3
303J124720	BUSHING FEED IN	3
303J128150	PLATE EXIT FRONT	3
303J128160	PLATE EXIT REAR	3
303J128170	SPRING EXIT HOOK	3
303J128251	SHAFT EXIT PAPER HOLDER	5
303J128260	AUXILIARY PLATE EJECT ARM	5
303J128280	PAD EJECT PAPER HOLDER	5
303J128290	COVER EJECT PAPER HOLDER	5
303J131040	SHAFT BLADE DRIVE L	1
303J131340	MOUNT BLADE PI	1
303J138010	CARTRIDGE EH280	5
303J144011	STAPLER EH280	3
303J902330	PIN TABLE FULCRUM B	3
303JX24190	SPRING CONVEYING	3
303JY37220	STATIC ELIMINATOR CURSOR	1
303JY37260	SPRING SOLA	3
303JY37400	DISCHARGER GUIDE UP	3
303JY38240	SPACER 25	1,5
303LL02330	HOLDER WIRE D	3
303LV24010	COVER WIRE	1
303LV28051	SPRING PRESSURE	2
303M894260	SENSOR OPT.	1,3,5
303NB24210	HOLDER MAGNET	5
303NB31010	GEAR Z35R	2
303NB94052	PARTS MOTOR-BL BRAKE SP	1
303ND02030	BASE LEFT	2
303ND02050	STAY LEFT	2
303ND02060	MOUNT SHAFT RAIL	2
303ND02070	SHAFT RAIL	2
303ND02080	RAIL FRONT	5
303ND02090	RAIL REAR	5

Part.No. 部品番号	Description 部品名称	Fig.No.
303ND02100	LEVER RELEASE	3
303ND02110	WORK PLATE RELEASE FRONT	3
303ND02120	WORK PLATE RELEASE REAR	3
303ND02130	MOUNT STAPLER FRONT	3
303ND02140	MOUNT STAPLER REAR	3
303ND02150	SHAFT RELEASE	3
303ND02160	STAY RIGHT LOW	2
303ND02170	STAY BLADE LOWER	2
303ND02180	MOUNT INTERLOCK TRAY	2
303ND02190	HOOK RELEASE FRONT	3
303ND02200	MOUNT PULLEY RAIL	2
303ND02230	RETAINER PLATE	5
303ND02281	FULCRUM PLATE RELEASE	2
303ND02291	GUIDE WIRE	2
303ND02310	LOCK MAIN TRAY	5
303ND02320	STAY RIGHT	1
303ND02330	SPRING UNIT SET	5
303ND02350	PLATE COVER PWB	2
303ND04010	TRAY EJECT BASE	5
303ND04020	TRAY EJECT STOCK	5
303ND04030	COVER SADDLE F	5
303ND04041	COVER SADDLE R	5
303ND04051	COVER LEFT	3
303ND24010	STAY SIDE REGIST UP	1
303ND24020	STAY SIDE REGIST LOW	1
303ND24030	MOUNT MOTOR	1
303ND24040	PLATE ADJUST	1
303ND24060	GEAR Z56R-Z26S	1
303ND24070	GEAR Z54-P30	1
303ND24080	SPACER CURSOR	1
303ND24110	GUIDE FEED LOW	3
303ND24120	GUIDE FEED UP	3
303ND24130	MOUNT HOLDER SENSOR	1
303ND24140	ACTUATOR HOLDER SENSOR	1
303ND24150	MOUNT PAPER SENSOR	1
303ND24160	ACTUATOR PAPER	1
303ND24171	GUIDE FEED IN	3
303ND24210	PAD SENSOR	3
303ND24220	GUIDE WIRE FEED	3
303ND24230	SHAFT CONVEYING DRIVE L	1
303ND24240	RUBBER FEED IN	3
303ND24260	FILM FEED IN	3
303ND24270	FILM BLADE F	1
303ND24280	FILM BLADE R	1
303ND24290	SHEET STAY SADDLE UP	1
303ND24300	SHEET STAY SADDLE UP M	1
303ND24310	SPRING ACT	1
303ND24320	BELT CONVEYING POSITIONING	1
303ND24330	JOINT CONVEYING BELT	1
303ND28010	GUIDE STOP UP	2
303ND28021	GUIDE STOP LOW	2

Part.No. 部品番号	Description 部品名称	Fig.No.
303ND28030	GUIDE STOP	2
303ND28040	GUIDE EXIT SHIFT	2
303ND28050	GUIDE EXIT	2
303ND28061	GUIDE CONVEYING EXIT	2
303ND28071	GUIDE EXIT OPEN	3
303ND28080	COVER EXIT OPEN	3
303ND28090	GUIDE CONVEYING 3 FOLD	3
303ND28101	ARM PAPER EJECT HOLDER	5
303ND28110	HANDLE EXIT	3
303ND28130	FRAME LEFT FRONT	2
303ND28140	FRAME LEFT REAR	2
303ND28150	LEVER LEFT	2
303ND28170	ACTUATOR EXIT	3
303ND28180	MOUNT INTERLOCK LEFT	2
303ND28190	SHAFT LEFT UP OPEN	3
303ND28200	HINGE LEFT	2
303ND28211	MOUNT SOLENOID	3
303ND28220	LEVER SOL GUIDE EXIT	2
303ND28252	ACTUATOR STACK LIMIT	3
303ND28280	LID COVER EXIT	3
303ND28290	SPRING LEFT	2
303ND28300	BRUSH PAPER EJ REGIST	3
303ND28310	CUSHION GUIDE	2
303ND28320	STOPPER ARM HOLDER	5
303ND28330	SHEET EXIT OPEN	3
303ND28340	FILM EXIT GUIDE	2
303ND28351	FILM STACK PAPER	3
303ND28360	FILM STOP LOW A	2
303ND28370	FILM STOP LOW B	2
303ND28380	FILM STOP LOW C	2
303ND28410	SPRING EJECT	3
303ND31040	ARM BLADE PRESS	1
303ND31060	LEVER PRESSURE B FRONT	2
303ND31070	LEVER PRESSURE B REAR	2
303ND31080	LEVER PRESSURE C FRONT	3
303ND31090	LEVER PRESSURE C REAR	3
303ND31100	SPACER ROLLER	2
303ND31110	MOUNT BLADE DRIVE	3
303ND31120	GEAR Z28 Z62	3,4
303ND31130	GEAR Z126R PRESS	4
303ND31150	GEAR Z53Z120R	3
303ND31160	SHAFT BLADE DRIVE	3
303ND31170	GEAR Z38 PRESS	4
303ND31180	GEAR Z36 PRESS	4
303ND31190	GEAR Z56 PRESS	4
303ND31200	GEAR Z30 PRESS	2
303ND31210	GEAR Z16 PRESS	2
303ND31220	GEAR Z12 PRESS	3
303ND31230	GEAR Z24 Z32	4
303ND31250	PLATE PRESS DRIVE	4
303ND31260	GEAR Z30 EXIT	3

Part.No. 部品番号	Description 部品名称	Fig.No.
303ND31270	SHAFT PRESS DRIVE	4
303ND31280	CAM BLADE	1
303ND31290	COVER PRESS DRIVE	4
303ND31300	GEAR Z28S Z40R	4
303ND31310	GEAR Z12S	4
303ND31320	PLATE HANDLE DRIVE	4
303ND31330	HANDLE PRESS DRIVE	4
303ND31340	PIN BLADE DRIVE	1
303ND31350	GEAR Z30 PRESS B	2
303ND31500	PLATE JOINT DRIVE	2
303ND31510	GEAR Z30R Z30R	2
303ND31520	GEAR Z52L	2
303ND31530	MOUNT MOTOR LOW	2
303ND31540	PLATE JOINT FULCRUM	2
303ND34020	LABEL D7	5
303ND34030	LABEL D8	5
303ND34040	LABEL D9	4
303ND34050	LABEL UP	2
303ND34110	LABEL OPERATION	5
303ND37010	GUIDE BRIDGE LEFT	5
303ND37020	GUIDE BRIDGE RIGHT	5
303ND37050	PLATE BRIDGE DRIVE	5
303ND37060	PLATE GUIDE FULCRUM	5
303ND37080	BELT 40S2M486	5
303ND37090	ACTUATOR PI	5
303ND37100	HOLDER FEED PI	5
303ND46010	WIRE INTERFACE	2
303ND46020	WIRE INTERLOCK SWITCH	2
303ND46030	WIRE GIDE L SWITCH	2
303ND46040	WIRE UNITSET SWITCH	2
303ND46050	WIRE TRY SWITCH	2
303ND46060	WIRE MOTOR ST ALL	2
303ND46090	WIRE WIDTH MOTOR	1
303ND46100	WIRE SOLENOID1	2
303ND46110	WIRE STP MOTOR	2
303ND46120	WIRE MOTOR	2
303ND46130	WIRE SOLENOID2	3
303ND46161	WIRE SENSOR ALL	2
303ND46170	WIRE BUNDUP SENSOR	1
303ND46180	WIRE UNDER WIDTH SENSOR	1
303ND46190	WIRE MID SENSOR	3
303ND46200	WIRE TRANSPORT SENSOR	5
303ND46210	WIRE PAPER SENSOR	1
303ND46220	WIRE UPPER WIDTH SENSOR	1
303ND46240	WIRE CARRY SENSOR	3
303ND46250	WIRE EARTH	2
303ND94011	PARTS PWB MAIN ASSY SP	2
303ND94020	ROLLER FEED IN	2
303ND94030	ROLLER EJECT	3
303ND94040	ROLLER EJECT 3 FOLD	2
303ND94051	ROLLER PRESS A	2

Part.No. 部品番号	Description 部品名称	Fig.No.
303ND94061	ROLLER PRESS B	2
303ND94070	ROLLER PRESS C	3
303ND94080	ROLLER BRIDGE UP	5
303ND94090	ROLLER BRIDGE LOW	5
303ND94100	PARTS ARM PAPER EJECT HOLDER ASSY SP	5
303NF31050	GEAR Z35L	5
303NJ31130	GEAR Z28R	5
303NW94060	SENSOR OPT.	1,3
3AK07230	PULLEY 20S3M	1
3AP02040	PULLEY 30,DUPLEX	1,5
3B805070	LABEL B	3
3B805080	LABEL C	3
3B807640	PAD,CURSOR	1
3CA16220	HOLDER,PAPER EJECT REGISTRATION BRUSH	3
3CY02240	REAR PIN,HOOK	5
3H316050	GEAR 46 DRUM DRIVE	3
5MVX111DN003	RING STOPPER /A-49 FEED A4	1,2,3,4,5
66321290	PULLEY,EJECT	3
7BE008165431H01	BEARING 688ZZ	3
7BE010197431H01	BEARING 6800ZZ(7MM)	2
7YZM110001++H01	ACCESS.BUSHING	1,2
7YZM110003++H01	ACCESS.BUSHING	1
7YZM210005++H01	ACCESS.EDGING	2
7YZM210006++H01	ACCESS.EDGING	1,2,5
7YZM210011++H01	ACCESS.EDGING	2
7YZM410004++H01	ACCESS.BAND	1,2,3,5
7YZM510007++H01	ACCESS.SPACER	2
7YZM610001++H01	ACCESS SADDLE	1
7YZM610004++H01	ACCESS SADDLE	2
7YZM610007++H01	ACCESS.SADDLE	1,2,3,5
M2104390	EDGING,EDS-0607L(KITAGAWA)	1

MT-730(B)

———— CONTENTS/ 目次 ————

FIG. 1	Covers	2
FIG. 2	Paper Conveying Section 1	4
FIG. 3	Paper Conveying Section 2	7
FIG. 4	Accessories	9
FIG. 5	Options (AK-736) (MT-730(B))	11
	• INDEX/ 索引.....	13

FIG. 1 Covers

3N0-3

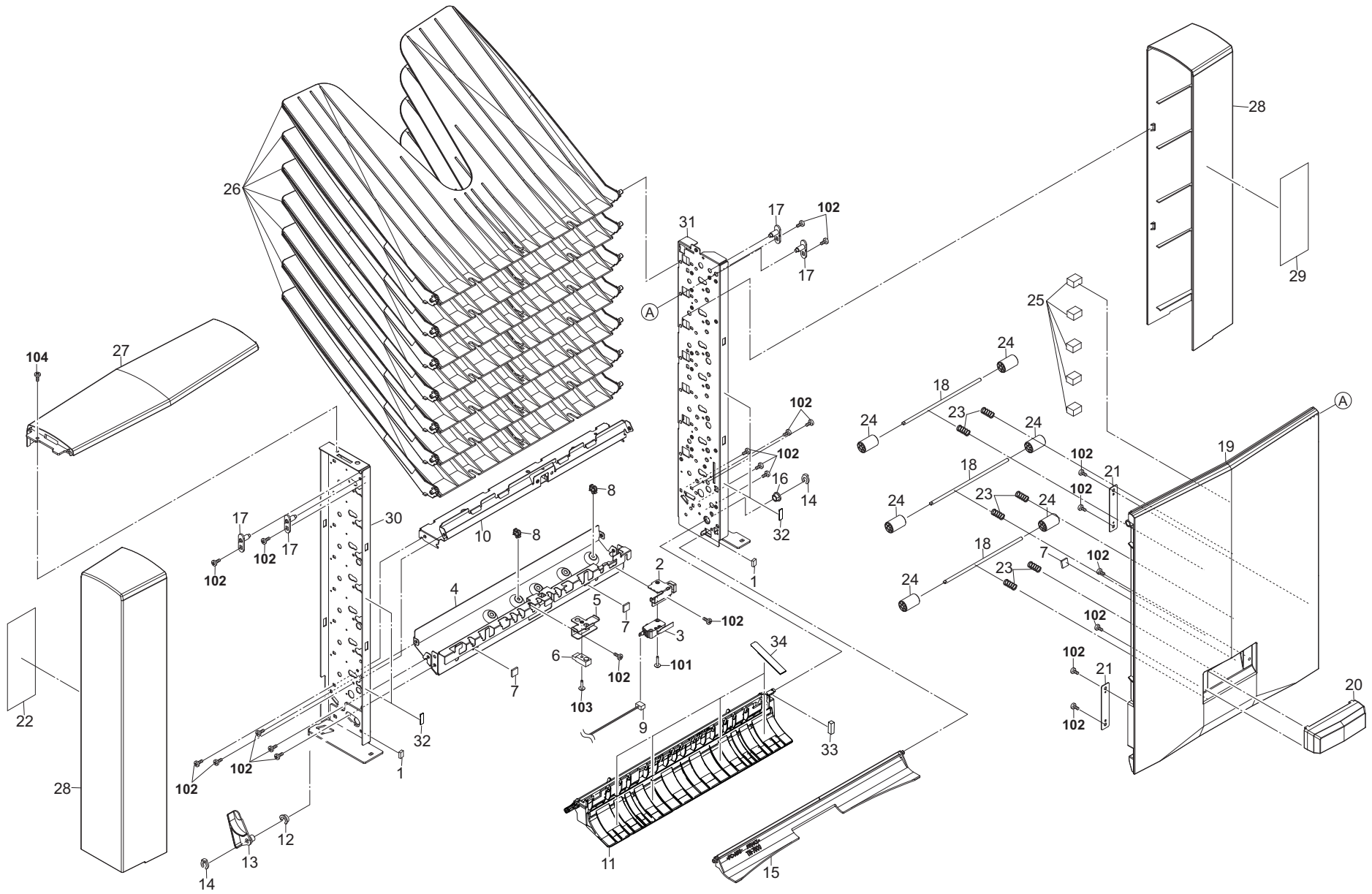


FIG. 2 Paper Conveying Section 1

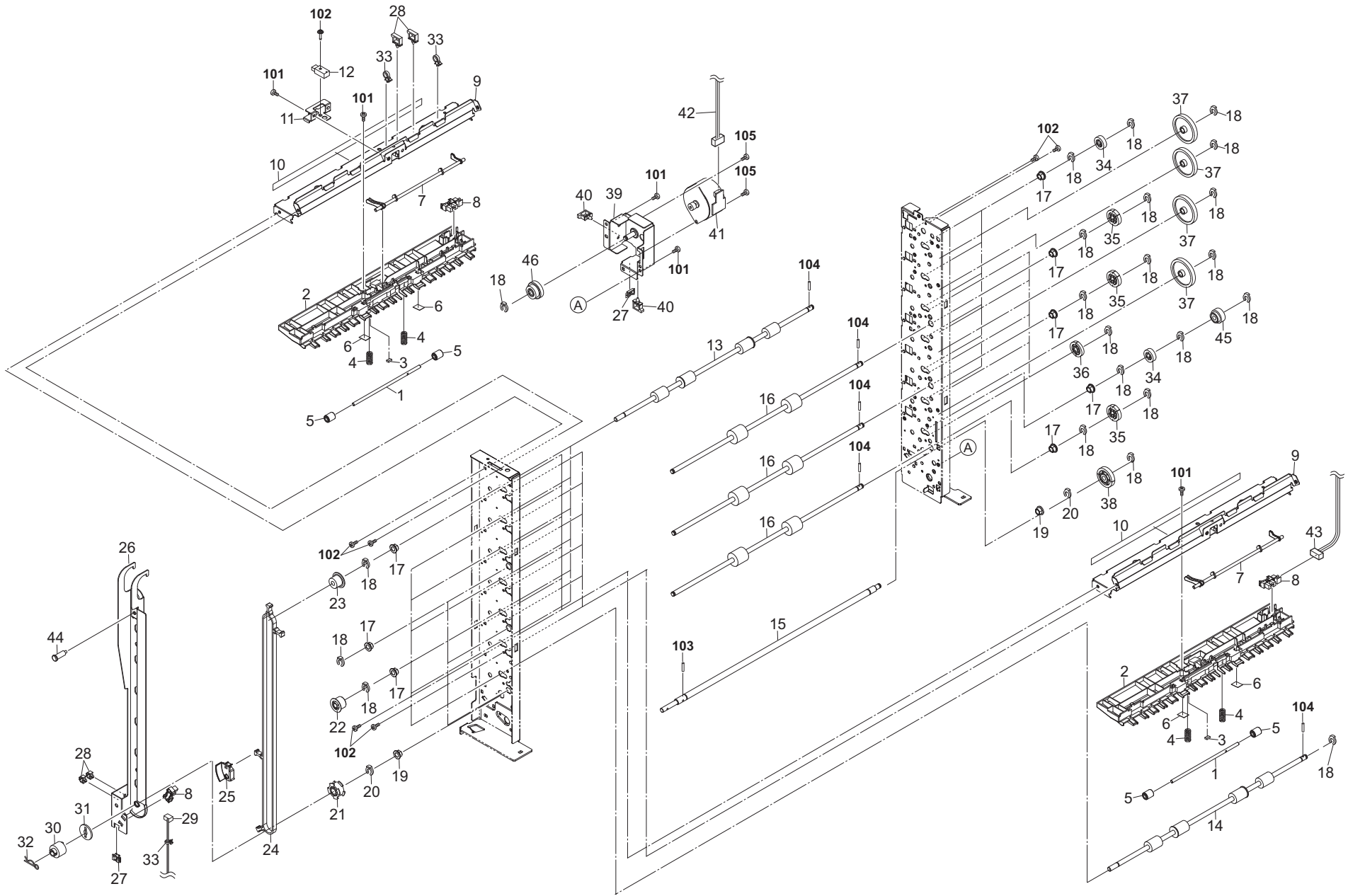


FIG. 2 Paper Conveying Section 1

3N0-5

Ref. No. 番号	Part.No. 部品番号	Description 部品名称	Notes 備考	Revision 改訂	Quantity 個数			
					100(日本)	120	230	240
1	303JY38180	SHAFT PULLEY SC			7	7	7	7
2	303LW24050	UPPER GUIDE EJECT			7	7	7	7
3	303JY28280	CUSHION EJECT GUIDE B			7	7	7	7
4	303LW24160	SPRING EXIT			14	14	14	14
5	303LW24060	PULLEY EJECT			14	14	14	14
6	303LW24170	FILM EJECT			14	14	14	14
7	303LW24070	ACTUATOR OVERFLOW			7	7	7	7
8	2C927210	SENSOR 248NL1			8	8	8	8
9	303LW24040	STAY EJECT			7	7	7	7
10	63212210	STATIC ELIMINATOR,EJECT			7	7	7	7
11	303LW24100	MOUNT SENSOR EJECT			1	1	1	1
12	303H327470	SENSOR B SEPARATION			1	1	1	1
13	303LW94020	PARTS ROLLER EJECT A			6	6	6	6
14	303N094020	PARTS ROLLER EJECT C SP			1	1	1	1
15	303LW24520	SHAFT SEPARATE DRIVE			1	1	1	1
16	303LW94010	PARTS ROLLER CONVEYING			3	3	3	3
17	3CY07080	BUSHING 6			20	20	20	20
18	5MVX111DN003	RING STOPPER /A-49 FEED A4			43	43	43	43
19	28107310	BUSH 8			2	2	2	2
20	2BC06910	STOPPER 6			2	2	2	2
21	3AK07230	PULLEY 20S3M			1	1	1	1
22	3BC08101	PULLEY,REGISTRATION			6	6	6	6
23	75722252	IDLE PULLEY 15			1	1	1	1
24	3B807380	LOWER BELT,MIDDLE TRAY			1	1	1	1
25	303LW24530	SUPPORTPLATE BELT			1	1	1	1
26	303LW24540	MOUNT SEPARATE PI			1	1	1	1
27	7YZM210006++H01	ACCESS.EDGING			2	2	2	2
28	7YZM610007++H01	ACCESS.SADDLE			4	4	4	4
29	303LW46050	WIRE HP SENSOR			1	1	1	1
30	36706900	TORQUE LIMITER,PAPER FEED			1	1	1	1
31	3CG22030	JOINT,TORQUE LIMITER			1	1	1	1
32	E9000080	PIN SNAP P8			1	1	1	1
33	7YZM410002++H01	ACCESS.BAND		5: Part No.-chg.	3	3	3	3
34	3H622320	GEAR 20 LIFT			7	7	7	7
35	66018180	GEAR 26,SPIRAL ROLLER			3	3	3	3
36	2BL06190	GEAR Z25 FEED			5	5	5	5
37	302F909540	GEAR Z49			4	4	4	4
38	3HK22040	GR 33 CONV			1	1	1	1
39	303N031010	MOUNT MOTOR			1	1	1	1
40	7YZM610008++H01	ACCESS.SADDLE			2	2	2	2
41	2FB27110	MOTOR FEED			1	1	1	1
42	303LW46030	WIRE MOTOR			1	1	1	1
43	303LW46070	WIRE SENSOR			1	1	1	1
44	3036006141	PIN,JAM REMOVAL DIAL			1	1	1	1
45	303N031020	GEAR Z22			1	1	1	1
46	303N031030	GEAR Z28 Z21			1	1	1	1

• Parts with a Ref.No. of 500 and above in the illustration indicate they are not selected for service parts.

• イラスト中で 500 番台の Ref 番号が付いている部品はサービスパーツに選定されていません。

FIG. 3 Paper Conveying Section 2

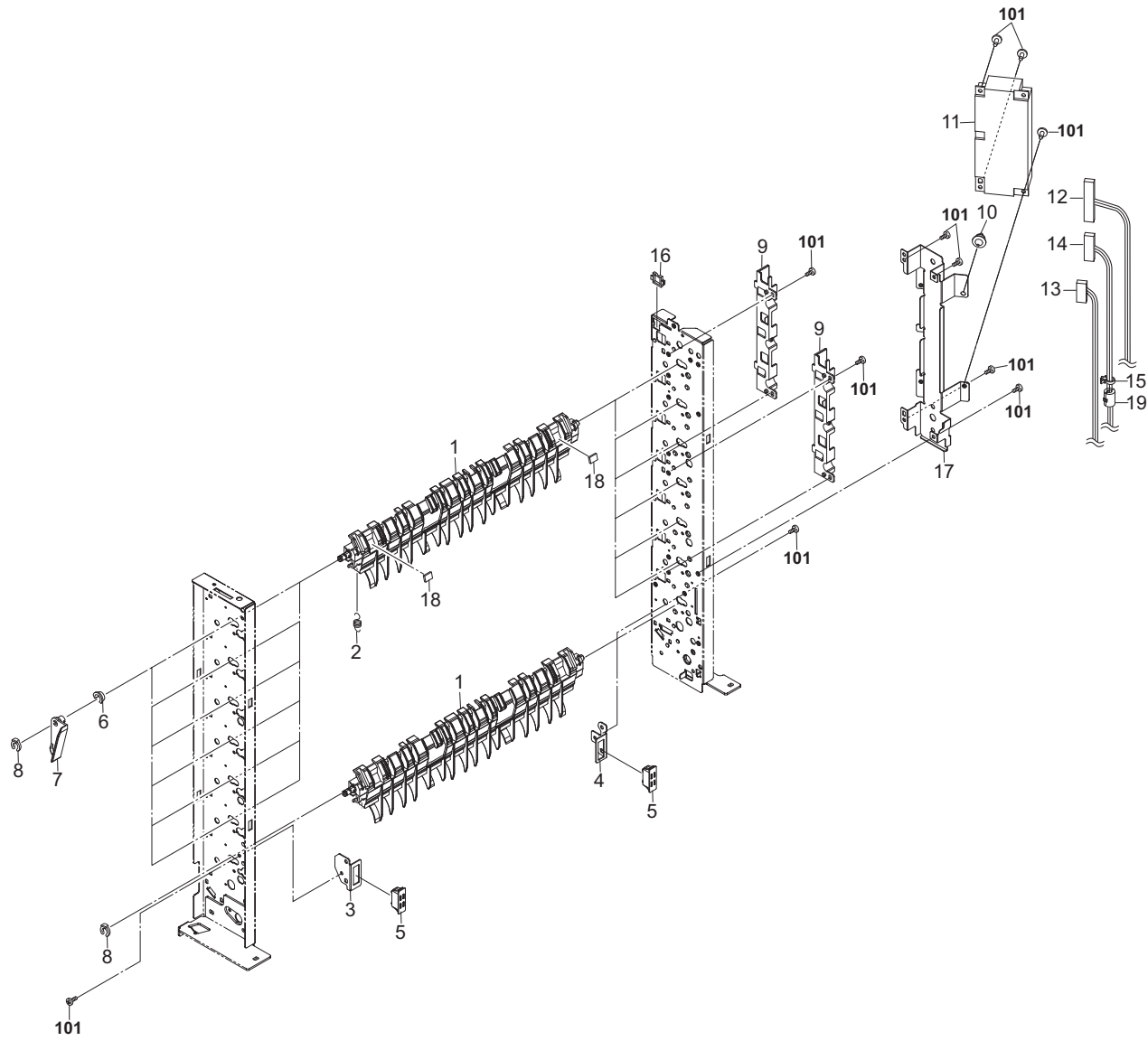


FIG. 3 Paper Conveying Section 2

3N0-5

Ref. No. 番号	Part.No. 部品番号	Description 部品名称	Notes 備考	Revision 改訂	Quantity 個数			
					100(日本)	120	230	240
1	303LW24011	GUIDE CONVEYING			7	7	7	7
2	303LW24180	SPRING PULL GUIDE			6	6	6	6
3	303LW02070	MOUNT MAGNET FRONT			1	1	1	1
4	303LW02080	MOUNT MAGNET REAR			1	1	1	1
5	2FB17200	MAGNET UPPER REG GUIDE			2	2	2	2
6	303LW02130	BUSH LEVER			6	6	6	6
7	303LW24510	LEVER SEPARATE CLAW			6	6	6	6
8	5MVX111DN003	RING STOPPER /A-49 FEED A4			7	7	7	7
9	303LW02110	GUIDE WIRE			2	2	2	2
10	M2108000	SPACER,KGLS-3S			1	1	1	1
11	303N094040	PARTS PWB MAIN ASSY B SP			1	1	1	1
12	303LW46010	WIRE MAIN			1	1	1	1
13	303LW46060	WIRE INTERROCK SW			1	1	1	1
14	303LW46020	WIRE INTERFACE			1	1	1	1
15	7YZM410002+++H01	ACCESS.BAND		5: Part No.-chg.	1	1	1	1
16	7YZM210006+++H01	ACCESS.EDGING			1	1	1	1
17	303LW02030	PLATE PWB			1	1	1	1
18	303JY24AB0	CUSHION C ON			12	12	12	12
19	7YBEJ0J0D001H01	FERRITE CORE			1	1	1	1
101	7BB700308H	+BIND T.T S SCREW 3X8 SR						

• Parts with a Ref.No. of 500 and above in the illustration indicate they are not selected for service parts.

• イラスト中で 500 番台の Ref 番号が付いている部品はサービスパーツに選定されていません。

FIG. 4 Accessories

3N0-1

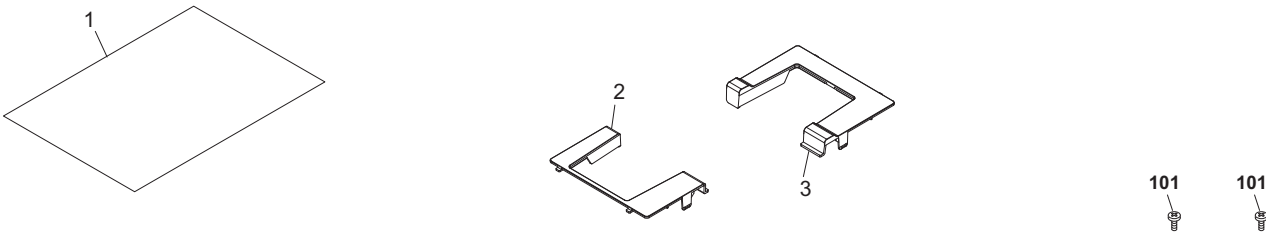


FIG. 5 Options (AK-736) (MT-730(B))

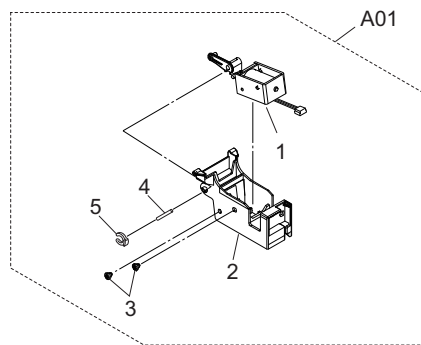
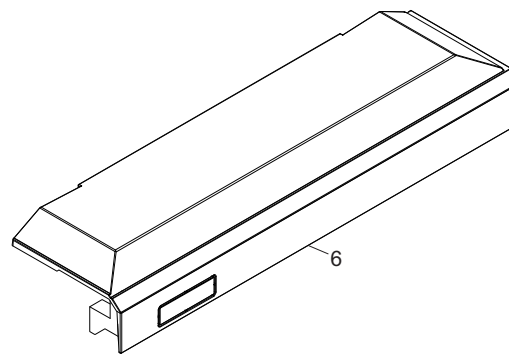
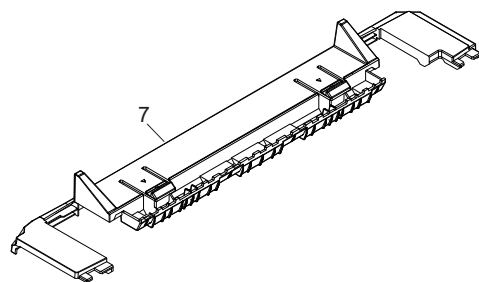


FIG. 5 Options (AK-736) (MT-730(B))

3N0-1

Ref. No. 番号	Part.No. 部品番号	Description 部品名称	Notes 備考	Revision 改訂	Quantity 個数			
					100 (日本)	120	230	240
A01	303N094030	PARTS AK-736 SOLENOID ASSY SP			1	1	1	1
1	*303N094050	PARTS LEVER SOLENOID ASSY SP			1	1	1	1
2	*303N024030	HOLDER SOLENOID			1	1	1	1
3	*302F325090	STUD SCREW M3			2	2	2	2
4	*303N024050	SHAFT LEVER			1	1	1	1
5	*5MVX111DN007	STOPPER 3 /2BT1107 A4			1	1	1	1
6	303N004030	COVER RIGHT			1	1	1	1
7	303N004040	COVER LEFT			1	1	1	1
101	7BB700412H	+BIND T.T S SCREW 4X12 SR						

• Parts with a Ref.No. of 500 and above in the illustration indicate they are not selected for service parts.

• イラスト中で 500 番台の Ref 番号が付いている部品はサービスパーツに選定されていません。

INDEX / 索引

Part.No. 部品番号	Description 部品名称	Fig.No.
28107310	BUSH 8	2
2BC06910	STOPPER 6	2
2BL06190	GEAR Z25 FEED	2
2C927210	SENSOR 248NL1	2
2FB17200	MAGNET UPPER REG GUIDE	3
2FB27110	MOTOR FEED	2
2FB27160	INTER LOCK SWITCH	1
2FG06070	SPRING FEED JOINT	1
36706900	TORQUE LIMITER,PAPER FEED	2
3036006141	PIN,JAM REMOVED DIAL	2
302F325090	STUD SCREW M3	5
302F909540	GEAR Z49	2
302H008220	PULLEY 15 MPF FEED	1
302H702590	BUSH SCREW	1
302J002100	SHEET GUIDE	1
303H321120	CUSHION HOLDER	1
303H327460	SENSOR A,SEPARATION	1
303H327470	SENSOR B SEPARATION	2
303J128320	SPONGE EJECT	1
303J204070	BIN EJECT S	1
303J234010	LABEL BIN	4
303J902291	PIN TABLE FULCRUM	1
303JY24AA0	CUSHION FEED	1
303JY24AB0	CUSHION C ON	3
303JY28280	CUSHION EJECT GUIDE B	1,2
303JY38180	SHAFT PULLEY SC	2
303LW02011	FRAME FRONT	1
303LW02021	FRAME REAR	1
303LW02030	PLATE PWB	3
303LW02070	MOUNT MAGNET FRONT	3
303LW02080	MOUNT MAGNET REAR	3
303LW02110	GUIDE WIRE	3
303LW02130	BUSH LEVER	1,3
303LW04010	COVER SIDE	1
303LW04020	COVER TOP	1
303LW04030	COVER VERTICAL	1
303LW04070	LEVER VERTICAL COVER	1
303LW24011	GUIDE CONVEYING	3
303LW24031	STAY EJECT DF	1
303LW24040	STAY EJECT	1,2
303LW24050	UPPER GUIDE EJECT	2
303LW24060	PULLEY EJECT	2
303LW24070	ACTUATOR OVERFLOW	2
303LW24100	MOUNT SENSOR EJECT	1,2
303LW24110	MOUNT INTER ROCK	1
303LW24141	UPPER GUIDE ADMISSION	1
303LW24160	SPRING EXIT	2
303LW24170	FILM EJECT	2
303LW24180	SPRING PULL GUIDE	3
303LW24190	SHAFT FEED PULLEY	1
303LW24510	LEVER SEPARATE CLAW	3

Part.No. 部品番号	Description 部品名称	Fig.No.
303LW24520	SHAFT SEPARATE DRIVE	2
303LW24530	SUPPORTPLATE BELT	2
303LW24540	MOUNT SEPARATE PI	2
303LW24550	LEVER SEPARATE CLAW B	1
303LW34020	LABEL JAM	1
303LW34030	LABEL PAPER CAUTION	1
303LW46010	WIRE MAIN	3
303LW46020	WIRE INTERFACE	3
303LW46030	WIRE MOTOR	2
303LW46040	WIRE MIDDLE	1
303LW46050	WIRE HP SENSOR	2
303LW46060	WIRE INTERROCK SW	3
303LW46070	WIRE SENSOR	2
303LW94010	PARTS ROLLER CONVEYING	2
303LW94020	PARTS ROLLER EJECT A	2
303N004010	COVER LID FRONT	4
303N004020	COVER LID REAR	4
303N004030	COVER RIGHT	5
303N004040	COVER LEFT	5
303N024021	GUIDE FEED IN	1
303N024030	HOLDER SOLENOID	5
303N024050	SHAFT LEVER	5
303N024060	FILM FEED IN	1
303N031010	MOUNT MOTOR	2
303N031020	GEAR Z22	2
303N031030	GEAR Z28 Z21	2
303N094020	PARTS ROLLER EJECT C SP	2
303N094030	PARTS AK-736 SOLENOID ASSY SP	5
303N094040	PARTS PWB MAIN ASSY B SP	3
303N094050	PARTS LEVER SOLENOID ASSY SP	5
3AK07230	PULLEY 20S3M	2
3B807380	LOWER BELT,MIDDLE TRAY	2
3BC08101	PULLEY,REGISTRATION	2
3CG22030	JOINT,TORQUE LIMITER	2
3CY07080	BUSHING 6	2
3H622320	GEAR 20 LIFT	2
3HK22040	GR 33 CONV	2
5MMS626SD003	PLATE MAGCHATCH	1
5MVX111DN003	RING STOPPER /A-49 FEED A4	1,2,3
5MVX111DN007	STOPPER 3 /2BT1107 A4	5
63212210	STATIC ELIMINATOR,EJECT	2
66018180	GEAR 26,SPIRAL ROLLER	2
75722252	IDLE PULLEY 15	2
7YBEJ0J0D001H01	FERRITE CORE	3
7YZM210006++H01	ACCESS.EDGING	2,3
7YZM410002++H01	ACCESS.BAND	2,3
7YZM610007++H01	ACCESS.SADDLE	1,2
7YZM610008++H01	ACCESS.SADDLE	2
E9000080	PIN SNAP P8	2
M2108000	SPACER,KGLS-3S	3

PF-730/PF-730(B)

Rev.5
January 2018

———— CONTENTS/ 目次 ————

FIG. 1	Covers	2
FIG. 2	Frame	4
FIG. 3	Paper Cassettes (PF-730)	6
FIG. 3	Paper Cassettes (PF-730(B))	9
FIG. 4	Paper Feed Section (PF-730)	12
FIG. 4	Paper Feed Section (PF-730/PF-730(B))	15
FIG. 5	Electrical Components	18
FIG. 6	Accessories & Options	21
• INDEX/ 索引		23

FIG. 1 Covers

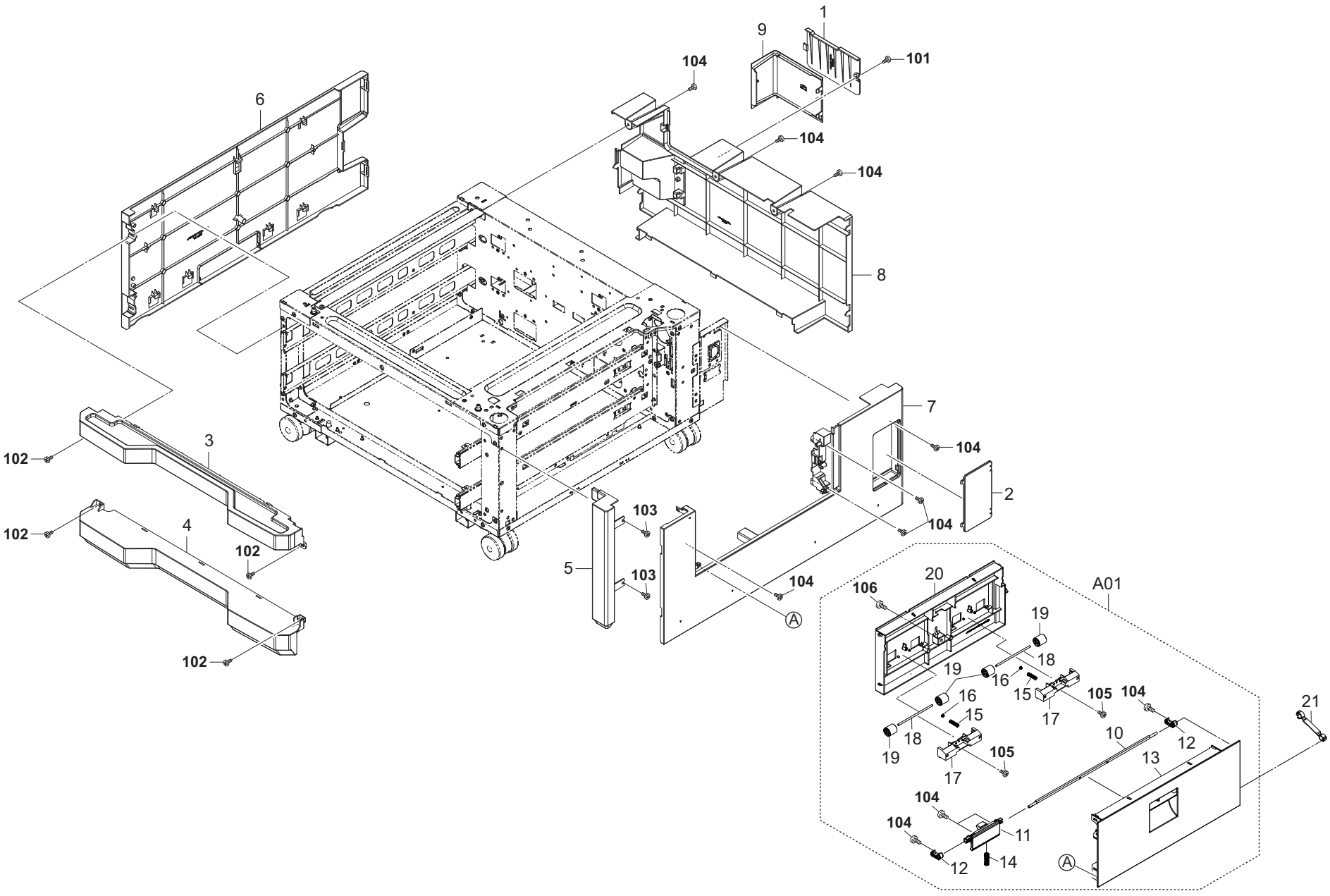


FIG. 2 Frames

3NJ-4

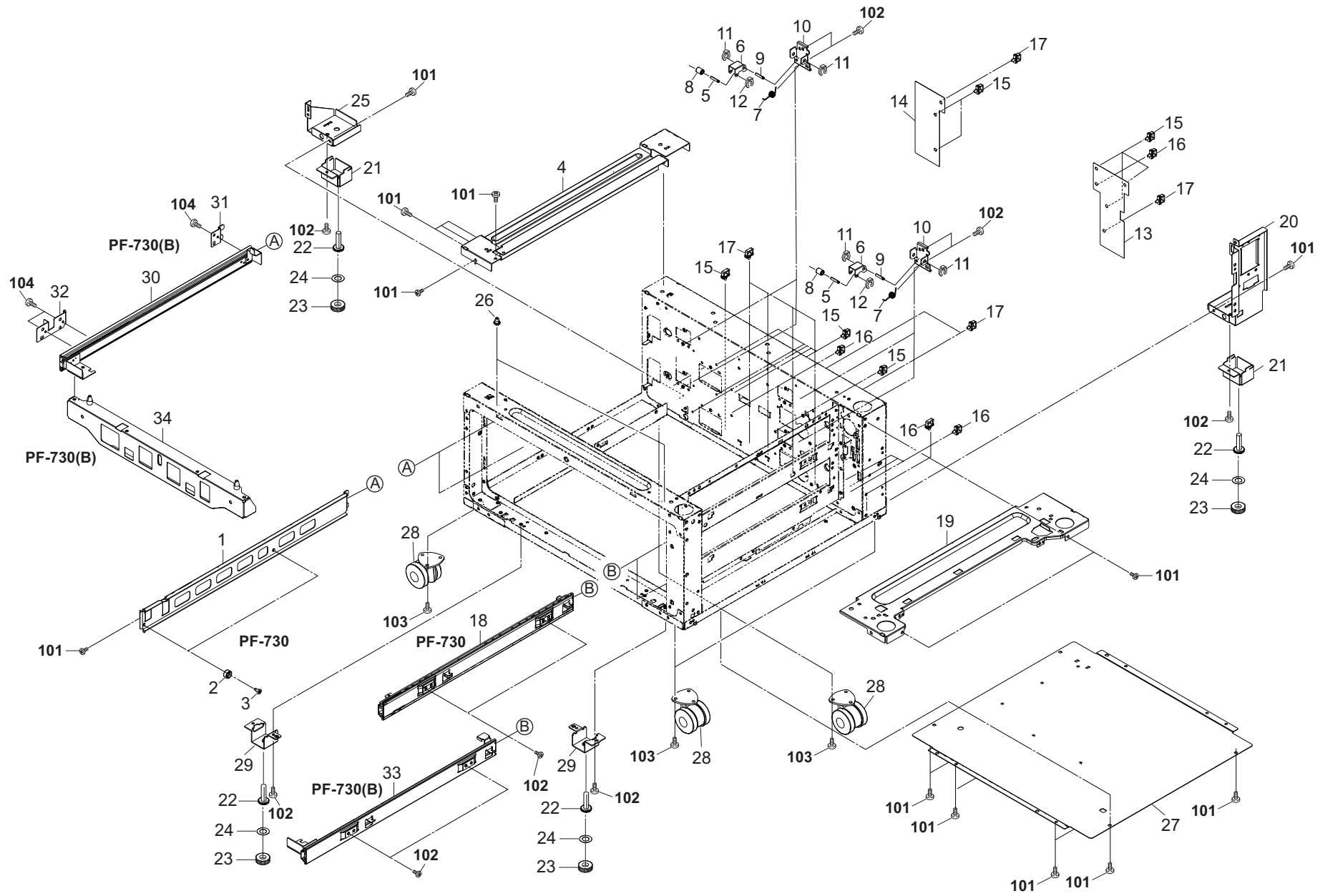


FIG. 2 Frames

3NJ-4

Ref. No. 番号	Part.No. 部品番号	Description 部品名称	Notes 備考	Revision 改訂	Quantity 個数			
					100 (日本)	120	230	240
1	303NJ02121	STAY CASSETTE RAIL LEFT	PF-730		2	2	2	2
2	302K909620	PULLEY CASSETTE	PF-730		4	4	4	4
3	2FB16270	PIN DRAWER A	PF-730		4	4	4	4
4	303NJ02100	STAY UPPER LEFT			1	1	1	1
5	302K909630	SHAFT HOOK PULLEY			4	4	4	4
6	302K909640	LEVER CASSETTE HOOK			4	4	4	4
7	302LH02050	SPRING CASSETTE HOOK			4	4	4	4
8	303LW24060	PULLEY EJECT			4	4	4	4
9	303NF02280	SHAFT HOOK FULCRUM			4	4	4	4
10	303NF02301	HOLDER DECK HOOK			4	4	4	4
11	5MVX111DN003	RING STOPPER / A-49 FEED A4			8	8	8	8
12	5MVX111DN007	STOPPER 3 /2BT1107 A4			4	4	4	4
13	303NJ39020	SHEET PWB LEFT			1	1	1	1
14	303NJ39030	SHEET PWB RIGHT			1	1	1	1
15	7YZM610008++H01	ACCESS.SADDLE			12	12	12	12
16	7YZM610001++H01	ACCESS SADDLE			6	6	6	6
17	7YZM610002++H01	ACCESS SADDLE			8	8	8	8
18	302K909650	SLIDER CASSETTE 500	PF-730		2	2	2	2
19	303NF02060	STAY UPPER RIGHT			1	1	1	1
20	303NJ02130	MOUNT CONNECTOR			1	1	1	1
21	303NJ02160	PLATE BOLT			2	2	2	2
22	303LM02132	BOLT STOPPER			4	4	4	4
23	303LM02170	RUBBER BOLT			4	4	4	4
24	303LM02230	SHEET BOLT RUBBER			4	4	4	4
25	303NJ02140	MOUNT FOOT REAR			1	1	1	1
26	303LM02181	PIN STAY			2	2	2	2
27	303NJ02110	PLATE LOW			1	1	1	1
28	302N202011	CASTER 100 CN		4: Part No.-chg.	4	4	4	4
29	303LM02240	PLATE BOLT			2	2	2	2
30	302N209511	SLIDER CASSETTE LEFT	PF-730(B)	4: Design-chg.	2	2	2	2
31	303NJ09020	MOUNT SLIDER LR	PF-730(B)		2	2	2	2
32	303NJ09030	MOUNT SLIDER LF	PF-730(B)		2	2	2	2
33	302N209501	SLIDER CASSETTE RIGHT	PF-730(B)	4: Design-chg.	2	2	2	2
34	302N209521	STAY CASSETTE FRONT	PF-730(B)	4: Design-chg.	2	2	2	2
35				4: Del				
36				4: Del				
101	7BB700410H	+BIND T.T S SCREW 4X10 SR						
102	7BB700408H	+BIND T.T S SCREW 4X8 SR						
103	7BB606512H	+BIND M SCREW WITH SW W 5X12 R						
104	7BB000305H	+BIND M SCREW 3X5						

• Parts with a Ref.No. of 500 and above in the illustration indicate they are not selected for service parts.

• イラスト中で 500 番台の Ref 番号が付いている部品はサービスパーツに選定されていません。

FIG. 3 Paper Cassettes (PF730)

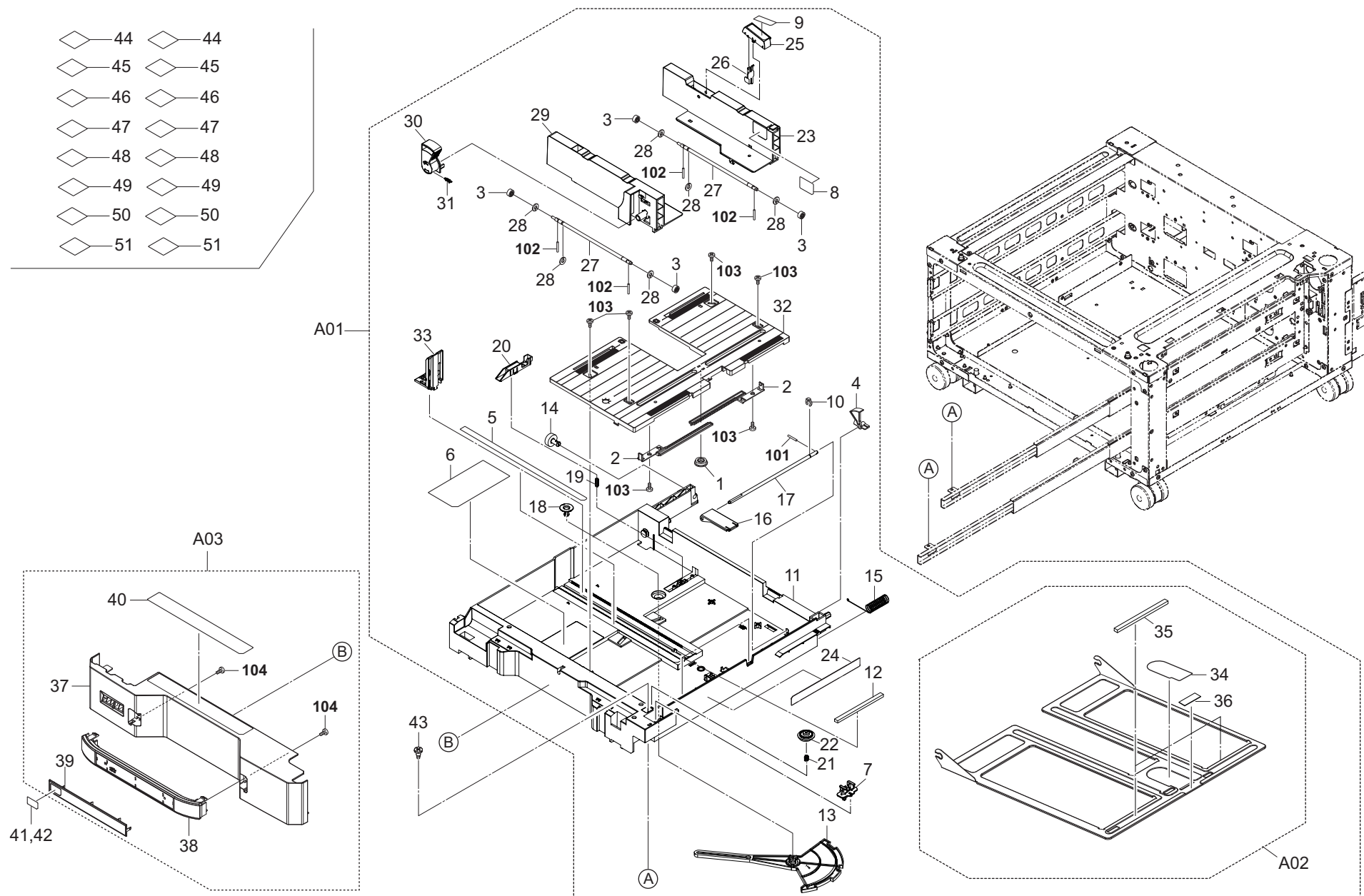


FIG. 3 Paper Cassettes (PF-730)

3NJ-5

Ref. No. 番号	Part.No. 部品番号	Description 部品名称	Notes 備考	Revision 改訂	Quantity 個数			
					100(日本)	120	230	240
A01	302K993014	CT-8705						
1	*302BM07410	GEAR GUIDE SIDE		5:Design-chg.	2	2	2	2
2	*302K909060	RACK CURSOR			2	2	2	2
3	*302K994550	PARTS GEAR CURSOR SP			4	4	4	4
4	*302K909270	ACTUATOR PAPER LEVEL DETECTION			8	8	8	8
5	*302K934011	LABEL PAPER SIZE A			2	2	2	2
6	*302K934021	LABEL PAPER SIZE B			2	2	2	2
7	*302GR09991	LIFT LOCK			2	2	2	2
8	*302NH34730	LABEL CASSETTE PAPER MAX		5:Part No.-chg.	2	2	2	2
9	*302K934100	LABEL CASSETTE CURSOR LOCK			2	2	2	2
10	*5MVX111DN003	RING STOPPER /A-49 FEED A4			2	2	2	2
11	*302K909013	CASSETTE		5:Design-chg.	2	2	2	2
12	*302N209050	CUSHION BOTTOM PLATE		5:Part No.-chg.	4	4	4	4
13	*302K909110	PLATE TURN			2	2	2	2
14	*302K909170	PULLEY CASSETTE RAIL REAR			2	2	2	2
15	*302K309300	SPRING CASSETTE LIFT EARTH			2	2	2	2
16	*302K909090	PLATE WORK			2	2	2	2
17	*302K909190	SHAFT WORK PLATE			2	2	2	2
18	*302K909140	CAP TURN PLATE			2	2	2	2
19	*302H728100	SPRING EXIT PULLEY			2	2	2	2
20	*302K909251	LEVER SIDE SW			2	2	2	2
21	*302FZ29131	SPRING DU			2	2	2	2
22	*302K909100	CAM CURSOR RAIL			2	2	2	2
23	*302K909041	CURSOR REAR			2	2	2	2
24	*302K934501	LABEL CASSETTE RELEASE			2	2	2	2
25	*302K909121	LEVER CURSOR LOCK REAR			2	2	2	2
26	*302K909151	LOCK REAR CURSOR			2	2	2	2
27	*302K909131	SHAFT CURSOR GEAR			4	4	4	4
28	*302K924820	CUT-WASHER 4			12	12	12	12
29	*302K909031	CURSOR FRONT			2	2	2	2
30	*302K909050	LEVER CURSOR			2	2	2	2
31	*303JC02050	SPRING LOOP SOLENOID			2	2	2	2
32	*302K909021	RAIL CURSOR			2	2	2	2
33	*302K909071	CURSOR END			2	2	2	2
A02	*302K994C20	PARTS PLATE PAPER BOTTOM UNIT SP			2	2	2	2
34	**302K934040	LABEL SET PAPER			2	2	2	2
35	**302N209050	CUSHION BOTTOM PLATE		5:Part No.-chg.	4	4	4	4
36	**302K909260	PAD BOTTOM			2	2	2	2
A03	302LC94491	PARTS COVER CASSETTE A ASSY SP		5:Design-chg.	2	2	2	2
37	*302LC04361	COVER CASSETTE A			2	2	2	2
38	*302LC04380	HANDLE CASSETTE			2	2	2	2
39	*302LC04390	EMBLEM CASSETTE			2	2	2	2
40	*302K934030	LABEL CASSETTE OPERATION			2	2	2	2
41	302K934070	LABEL CASSETTE NUMBER 3			1	1	1	1
42	302K934080	LABEL CASSETTE NUMBER 4			1	1	1	1
43	302GR25241	PIN GUIDE CHUTE			2	2	2	2
44	302K934700	SHEET CASSETTE PAPER SIZE A	Metric		2	2	2	2
45	302K934710	SHEET CASSETTE PAPER SIZE B	Inch		2	2	2	2
46	302K934720	SHEET CASSETTE PAPER MEDIA JP	Japanese		2	2	2	2

• Parts with a Ref.No. of 500 and above in the illustration indicate they are not selected for service parts.

• イラスト中で 500 番台の Ref 番号が付いている部品はサービスパーツに選定されていません。

FIG. 3 Paper Cassettes (PF-730)

3NJ-3

Ref. No. 番号	Part.No. 部品番号	Description 部品名称	Notes 備考	Revision 改訂	Quantity 個数			
					100 (日本)	120	230	240
46	302K934730	SHEET CASSETTE PAPER MEDIA KL-A	English			2	2	2
47	302K934740	SHEET CASSETTE PAPER MEDIA KL-B	Spanish			2	2	2
48	302K934750	SHEET CASSETTE PAPER MEDIA KL-C	French/Portuguese(Brazil)			2	2	2
49	302K934760	SHEET CASSETTE PAPER MEDIA KL-D	German/Dutch				2	2
50	302K934770	SHEET CASSETTE PAPER MEDIA KL-E	Italian/Russian				2	2
51	302K934780	SHEET CASSETTE PAPER MEDIA CN-A	Simplified Chinese/Korean				2	2
101	7BP512525B0CH01	PARALLEL PIN 2.5X25						
102	7BP512008B0CH01	PARALLEL PIN 2.0X8						
103	7BB282308H	+TP-FLAT T.T P SCREW 3X8(BLACK)						
104	7BB200308H	+BIND T.T P SCREW 3X8						

• Parts with a Ref.No. of 500 and above in the illustration indicate they are not selected for service parts.

・イラスト中で 500 番台の Ref 番号が付いている部品はサービスパーツに選定されていません。

FIG. 3 Paper Cassettes (PF-730B)

- | | |
|------|------|
| ◇—43 | ◇—43 |
| ◇—44 | ◇—44 |
| ◇—45 | ◇—45 |
| ◇—46 | ◇—46 |
| ◇—47 | ◇—47 |
| ◇—48 | ◇—48 |
| ◇—49 | ◇—49 |
| ◇—50 | ◇—50 |

120V

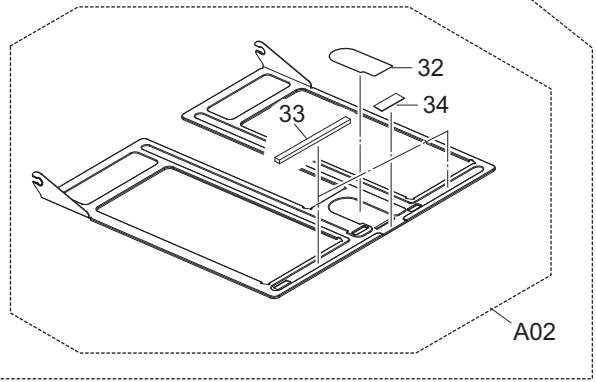
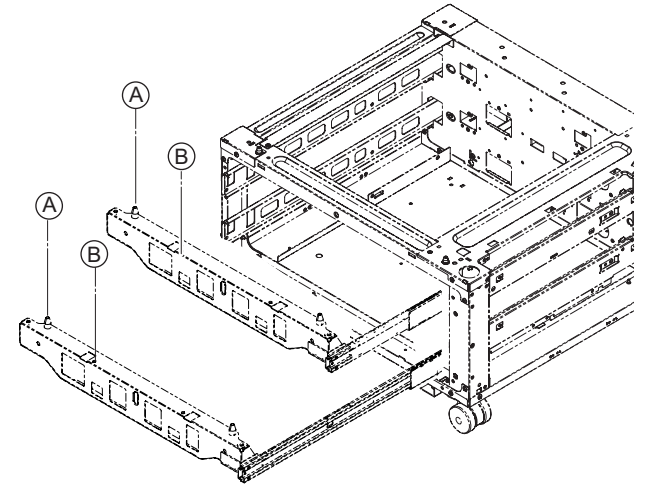
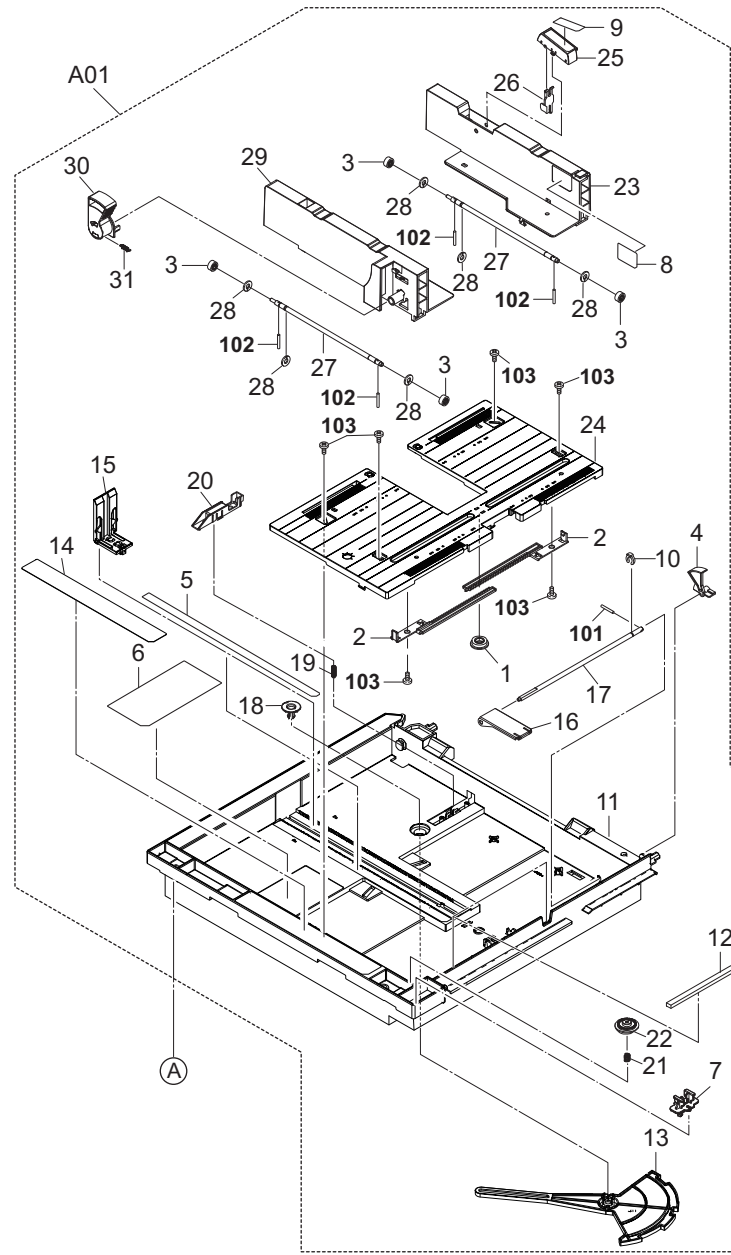
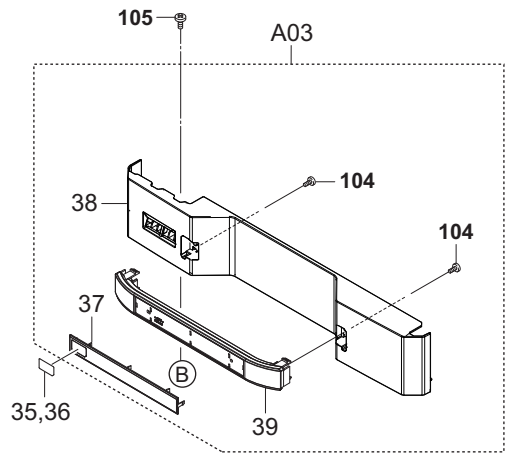
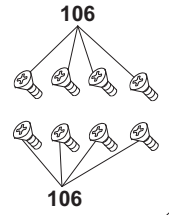


FIG. 3 Paper Cassettes (PF-730B)

3NJ-5

Ref. No. 番号	Part.No. 部品番号	Description 部品名称	Notes 備考	Revision 改訂	Quantity 個数			
					100(日本)	120	230	240
A01	302N293010	CT-8706			2	2	2	2
1	*302BM07410	GEAR GUIDE SIDE			2	2	2	2
2	*302K909060	RACK CURSOR			4	4	4	4
3	*302K994550	PARTS GEAR CURSOR SP			8	8	8	8
4	*302K909270	ACTUATOR PAPER LEVEL DETECTION			2	2	2	2
5	*302K934011	LABEL PAPER SIZE A			2	2	2	2
6	*302K934021	LABEL PAPER SIZE B			2	2	2	2
7	*302GR09991	LIFT LOCK			2	2	2	2
8	*302K934090	LABEL CASSETTE PAPER MAX			2	2	2	2
9	*302K934100	LABEL CASSETTE CURSOR LOCK			2	2	2	2
10	*5MVX1111DN003	RING STOPPER /A-49 FEED A4			2	2	2	2
11	*302N209011	CASSETTE BASE		5: Design-chg.	2	2	2	2
12	*302N209050	CUSHION BOTTOM PLATE		5:Part No.-chg.	4	4	4	4
13	*302N209030	ARM SIZE DETECTION			2	2	2	2
14	*302K934030	LABEL CASSETTE OPERATION			2	2	2	2
15	*302N209020	CURSOR END			2	2	2	2
16	*302K909090	PLATE WORK			2	2	2	2
17	*302K909190	SHAFT WORK PLATE			2	2	2	2
18	*302K909140	CAP TURN PLATE			2	2	2	2
19	*302H728100	SPRING EXIT PULLEY			2	2	2	2
20	*302K909251	LEVER SIDE SW			2	2	2	2
21	*302FZ29131	SPRING DU			2	2	2	2
22	*302K909100	CAM CURSOR RAIL			2	2	2	2
23	*302K909041	CURSOR REAR			2	2	2	2
24	*302K909021	RAIL CURSOR			2	2	2	2
25	*302K909121	LEVER CURSOR LOCK REAR			2	2	2	2
26	*302K909151	LOCK REAR CURSOR			2	2	2	2
27	*302K909131	SHAFT CURSOR GEAR			4	4	4	4
28	*302K924820	CUT-WASHER 4			12	12	12	12
29	*302K909031	CURSOR FRONT			2	2	2	2
30	*302K909050	LEVER CURSOR			2	2	2	2
31	*303JC02050	SPRING LOOP SOLENOID			2	2	2	2
A02	*302K994C20	PARTS PLATE PAPER BOTTOM UNIT SP			2	2	2	2
32	**302K934040	LABEL SET PAPER			2	2	2	2
33	**302N209050	CUSHION BOTTOM PLATE		5:Part No.-chg.	4	4	4	4
34	**302K909260	PAD BOTTOM			2	2	2	2
35	302K934070	LABEL CASSETTE NUMBER 3			1	1	1	1
36	302K934080	LABEL CASSETTE NUMBER 4			1	1	1	1
A03	302N494040	PARTS COVER CASSETTE AASSY SP		4: Quantity-chg.	2	2	2	2
37	*302LC04390	EMBLEM CASSETTE		4: Quantity-chg.	2	2	2	2
38	*302N404201	COVER CASSETTE A		4: Design-chg./Quantity-chg.	2	2	2	2
39	*302LC04380	HANDLE CASSETTE		4: Quantity-chg.	2	2	2	2
A04				4: Del				
40				4: Del				
41				4: Del				
42				4: Del				
43	302K934700	SHEET CASSETTE PAPER SIZE A	Metric		2	2	2	2
44	302K934710	SHEET CASSETTE PAPER SIZE B	Inch		2	2	2	2

• Parts with a Ref.No. of 500 and above in the illustration indicate they are not selected for service parts.

• イラスト中で 500 番台の Ref 番号が付いている部品はサービスパーツに選定されていません。

FIG. 3 Paper Cassettes (PF-730B)

3NJ-3

Ref. No. 番号	Part.No. 部品番号	Description 部品名称	Notes 備考	Revision 改訂	Quantity 個数			
					100 (日本)	120	230	240
45	302K934730	SHEET CASSETTE PAPER MEDIA KL-A	English			2	2	2
46	302K934740	SHEET CASSETTE PAPER MEDIA KL-B	Spanish			2	2	2
47	302K934750	SHEET CASSETTE PAPER MEDIA KL-C	French/Portuguese(Brazil)			2	2	2
48	302K934760	SHEET CASSETTE PAPER MEDIA KL-D	German/Dutch				2	2
49	302K934770	SHEET CASSETTE PAPER MEDIA KL-E	Italian/Russian				2	2
50	302K934780	SHEET CASSETTE PAPER MEDIA CN-A	Simplified Chinese/Korean				2	2
101	7BP512525B0CH01	PARALLEL PIN 2.5X25						
102	7BP512008B0CH01	PARALLEL PIN 2.0X8						
103	7BB282308H	+TP-FLAT T.T P SCREW 3X8(BLACK)						
104	7BB200308H	+BIND T.T P SCREW 3X8						
105	7BB180408H	+BIND T.T S SCREW 4X8(BLACK)						
106	7BB203308H	+FLAT HEAD T.T P SCREW 3X8						

• Parts with a Ref.No. of 500 and above in the illustration indicate they are not selected for service parts.

• イラスト中で 500 番台の Ref 番号が付いている部品はサービスパーツに選定されていません。

FIG. 4 Paper Feed Section (PF-730)

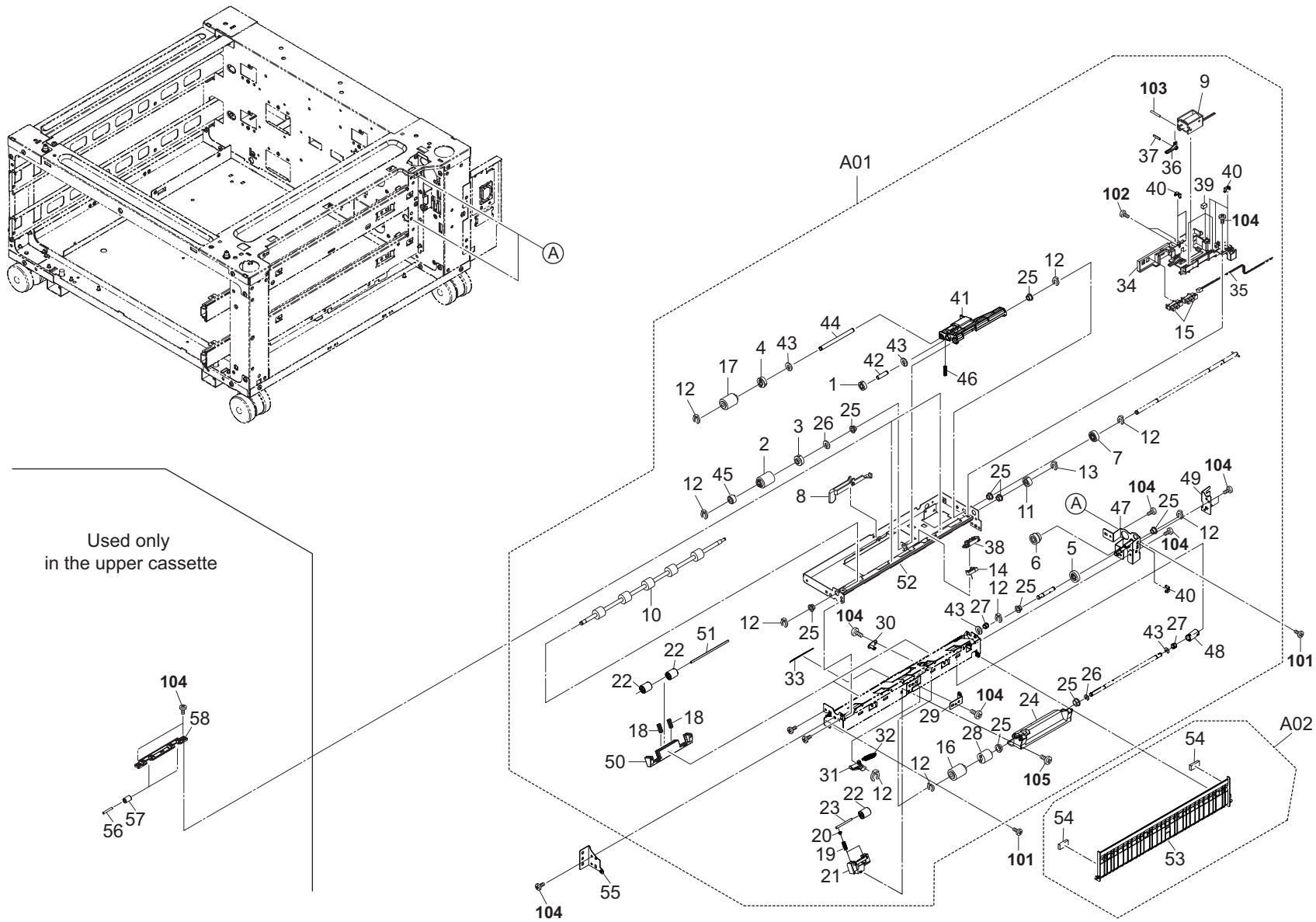


FIG. 4 Paper Feed Section (PF-730)

3NJ-4

Ref. No. 番号	Part.No. 部品番号	Description 部品名称	Notes 備考	Revision 改訂	Quantity 個数			
					100(日本)	120	230	240
A01	303NJ94033	PARTS PRIMARY FEED UNIT HI SP			2	2	2	2
1	*302F906030	GEAR FEED Z26H			2	2	2	2
2	*302K906350	PULLEY FEED			2	2	2	2
3	*302K994530	PARTS GEAR Z30R FEED OW SP			2	2	2	2
4	*302K906200	GEAR Z30R PICKUP			2	2	2	2
5	*302K906220	GEAR FEED DRIVE Z22L			2	2	2	2
6	*302K906230	GEAR PRIMARY FEED IDLE Z20R Z16L			2	2	2	2
7	*302K906240	GEAR FEED DRIVE Z20L			2	2	2	2
8	*302K906321	ACTUATOR PAPER EMPTY			2	2	2	2
9	*302K994380	PARTS SOLENOID FEED SHIFT SP			2	2	2	2
10	*303NJ94050	PARTS ROLLER ASSIST SP			2	2	2	2
11	*303NJ06040	GEAR PRIMARY FEED Z17L OW			2	2	2	2
12	*5MVX111DN003	RING STOPPER /A-49 FEED A4			18	18	18	18
13	*5MVX111DN007	STOPPER 3 /2BT1107 A4			2	2	2	2
14	*302K994580	PARTS SENSOR OPT. SP			2	2	2	2
15	*303M894260	PARTS SENSOR OPT SP			4	4	4	4
16	*302K906360	PULLEY RETARD			2	2	2	2
17	*302K906370	PULLEY PICKUP			2	2	2	2
18	*302LC28240	SPRING SWITCHBACK			8	8	8	8
19	*302F708310	SPRING LOCK MPF			4	4	4	4
20	*2FM04150	CAP SPRING /B-11 ENCLOSURE A4			4	4	4	4
21	*302K906700	HOLDER PULLEY			2	2	2	2
22	*302F929260	PULLEY DU LOW			10	10	10	10
23	*302K906710	SHAFT ASSIST PULLEY			2	2	2	2
24	*302K906151	HOLDER RETARD		4: Design-chg.	2	2	2	2
25	*302K324450	BUSH 6			18	18	18	18
26	*302FB09830	CUT WASHER 4			4	4	4	4
27	*302K906180	JOINT RETARD DRIVE			4	4	4	4
28	*303LL07521	TORQUE-LIMITER 400			2	2	2	2
29	*302K906300	PLATE RETARD HOLDER			2	2	2	2
30	*302K906330	FULCRUM-PIN RETARD			2	2	2	2
31	*302K906161	LEVER RETARD RELEASE			2	2	2	2
32	*302K906410	SPRING RETARD B			2	2	2	2
33	*302K906721	SHEET PRIMARY FEED HI			2	2	2	2
34	*302K906250	GUIDE PRIM FEED WIRE			2	2	2	2
35	*303NJ46130	WIRE PRIMARY FEED UNIT			2	2	2	2
36	*302K906210	LEVER PICK RELEASE			2	2	2	2
37	*302K906310	PIN PICK RELEASE			2	2	2	2
38	*302K906290	HOLDER SENSOR FEED			2	2	2	2
39	*302H708150	SPONGE WIRE MPT			6	6	6	6
40	*302K931080	WIRE STOPPER			12	12	12	12
41	*302K906090	HOLDER PICKUP			2	2	2	2
42	*302K906080	PIN PICK UP IDLE			2	2	2	2
43	*302K924820	CUT-WASHER 4			8	8	8	8
44	*302K906060	SHAFT PICKUP PRIMARY			2	2	2	2
45	*3BC07130	ONE-WAY CLUTCH 6			2	2	2	2
46	*302K906260	SPRING PICK UP			2	2	2	2
47	*302K906111	PLATE PRIMARY FEED DRIVE		4: Design-chg.	2	2	2	2
48	*302K906140	COUPLING PRIMARY FEED DRIVE			2	2	2	2

• Parts with a Ref.No. of 500 and above in the illustration indicate they are not selected for service parts.

• イラスト中で 500 番台の Ref 番号が付いている部品はサービスパーツに選定されていません。

FIG. 4 Paper Feed Section (PF-730)

3NJ-3

Ref. No. 番号	Part.No. 部品番号	Description 部品名称	Notes 備考	Revision 改訂	Quantity 個数			
					100 (日本)	120	230	240
49	+302K906270	MOUNT PRIMARY FEED R			2	2	2	2
50	+302K906280	HOLDER PRIM FEED PULLEY			4	4	4	4
51	+302K906510	SHAFT FEED LOW			4	4	4	4
52	+302K906021	PLATE FRAME UPPER			2	2	2	2
A02	302K994B90	PARTS GUIDE PRIMARY FEED SET SP			2	2	2	2
53	+302K906051	GUIDE PRIMARY FEED			2	2	2	2
54	+29812291	CUSHION, CONTACT GLASS			4	4	4	4
55	302K906100	MOUNT PRIMARY FEED			2	2	2	2
56	303NJ06080	SHAFT PULLEY PF			4	4	4	4
57	303NJ06070	PULLEY FEED PF			4	4	4	4
58	303NJ06060	HOLDER PULLEY PF			2	2	2	2
101	7BB700410H	+BIND T.T S SCREW 4X10 SR						
102	7BB600306H	+BIND M SCREW 3X6 R						
103	5MBP2010WXSP	SPRING PIN / M2 X 10 S-BLK						
104	7BB700308H	+BIND T.T S SCREW 3X8 SR						
105	7BB200308H	+BIND T.T P SCREW 3X8						

• Parts with a Ref.No. of 500 and above in the illustration indicate they are not selected for service parts.

• イラスト中で 500 番台の Ref 番号が付いている部品はサービスパーツに選定されていません。

FIG. 4 Paper Feed Section (PF-730/PF-730B)

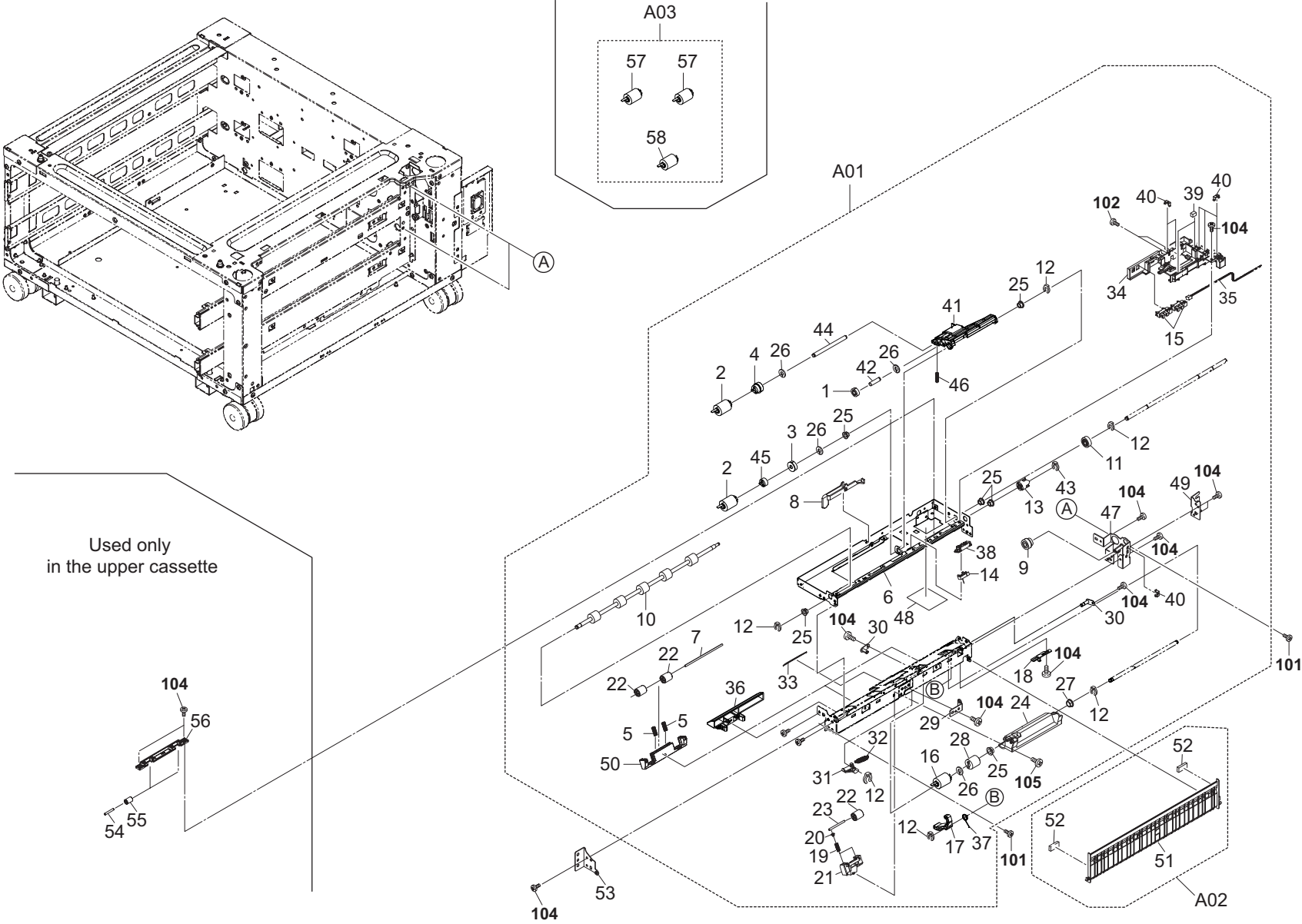


FIG. 4 Paper Feed Section (PF-730/PF-730B)

3NJ-4

Ref. No. 番号	Part.No. 部品番号	Description 部品名称	Notes 備考	Revision 改訂	Quantity 個数			
					100(日本)	120	230	240
A01	303NJ94110	PARTS PRIMARY FEED UNIT HI D SP		4: Part No.-chg.	2	2	2	2
1	*302N406170	GEAR Z28 FEED			2	2	2	2
2	*302N406030	PULLEY FEED			4	4	4	4
3	*302N406100	GEAR Z32 FEED OW			2	2	2	2
4	*302N406110	GEAR Z32 PICKUP			2	2	2	2
5	*302LC28240	SPRING SWITCHBACK			8	8	8	8
6	*302N406010	PLATE FRAME UPPER			2	2	2	2
7	*302K906510	SHAFT FEED LOW			4	4	4	4
8	*302K906321	ACTUATOR PAPER EMPTY			2	2	2	2
9	*302K906230	GEAR PRIMARY FEED IDLE Z20R Z16L			2	2	2	2
10	*303NJ94050	PARTS ROLLER ASSIST SP			2	2	2	2
11	*302K906240	GEAR FEED DRIVE Z20L			2	2	2	2
12	*5MVX111DN003	RING STOPPER /A-49 FEED A4			12	12	12	12
13	*303NJ06040	GEAR PRIMARY FEED Z17L OW			2	2	2	2
14	*302K994580	PARTS SENSOR OPT. SP			2	2	2	2
15	*303M894260	PARTS SENSOR OPT SP			4	4	4	4
16	*302N406040	PULLEY RETARD			2	2	2	2
17	*302N406160	LEVER RETARD LOCK			2	2	2	2
18	*302K906420	PLATE RETARD ADJUST			2	2	2	2
19	*302F708310	SPRING LOCK MPF			4	4	4	4
20	*2FM04150	CAP SPRING /B-11 ENCLOSURE A4			4	4	4	4
21	*302K906700	HOLDER PULLEY			2	2	2	2
22	*302F929260	PULLEY DU LOW			10	10	10	10
23	*302K906710	SHAFT ASSIST PULLEY			2	2	2	2
24	*302K906151	HOLDER RETARD			2	2	2	2
25	*302K324450	BUSH 6			12	12	12	12
26	*302K924820	CUT-WASHER 4			8	8	8	8
27	*34806040	LOWER BUSHING,PAPER FEED			2	2	2	2
28	*302K906750	TORQUE-LIMITER 390			2	2	2	2
29	*302K906300	PLATE RETARD HOLDER			2	2	2	2
30	*302N406150	FULCRUM-PIN RETARD			4	4	4	4
31	*302N406130	LEVER RETARD RELEASE			2	2	2	2
32	*302N406200	SPRING RETARD			2	2	2	2
33	*302K906721	SHEET PRIMARY FEED HI			2	2	2	2
34	*302K906250	GUIDE PRIM FEED WIRE			2	2	2	2
35	*303NJ46160	WIRE PRIMARY FEED UNIT			2	2	2	2
36	*302N406060	GUIDE FRONT LOWER			2	2	2	2
37	*302N406140	SPRING RETARD LOCK			2	2	2	2
38	*302K906290	HOLDER SENSOR FEED			2	2	2	2
39	*302H708150	SPONGE WIRE MPT			4	4	4	4
40	*302K931080	WIRE STOPPER			12	12	12	12
41	*302N406050	HOLDER PICKUP			2	2	2	2
42	*302K906080	PIN PICK UP IDLE			2	2	2	2
43	*5MVX111DN007	STOPPER 3 /2BT1107 A4			2	2	2	2
44	*302N406070	SHAFT PICKUP PRIMARY			2	2	2	2
45	*302N406120	ONEWAY-CLUTCH 6			2	2	2	2
46	*302K906260	SPRING PICK UP			2	2	2	2
47	*302K906111	PLATE PRIMARY FEED DRIVE			2	2	2	2
48	*303NF06350	SHEET SOLENOID			2	2	2	2

• Parts with a Ref.No. of 500 and above in the illustration indicate they are not selected for service parts.

• イラスト中で 500 番台の Ref 番号が付いている部品はサービスパーツに選定されていません。

FIG. 4 Paper Feed Section (PF-730/PF-730B)

3NJ-4

Ref. No. 番号	Part.No. 部品番号	Description 部品名称	Notes 備考	Revision 改訂	Quantity 個数			
					100 (日本)	120	230	240
49	+302K906270	MOUNT PRIMARY FEED R			2	2	2	2
50	+302K906280	HOLDER PRIM FEED PULLEY			4	4	4	4
A02	302K994B90	PARTS GUIDE PRIMARY FEED SET SP			2	2	2	2
51	+302K906051	GUIDE PRIMARY FEED			2	2	2	2
52	+29812291	CUSHION,CONTACT GLASS			4	4	4	4
53	302K906100	MOUNT PRIMARY FEED			2	2	2	2
54	303NJ06080	SHAFT PULLEY PF			4	4	4	4
55	303NJ06070	PULLEY FEED PF			4	4	4	4
56	303NJ06060	HOLDER PULLEY PF			2	2	2	2
A03	302N494230	PARTS PULLEY SET SP		4: Add	2	2	2	2
57	+302N406030	PULLEY FEED		4: Add	4	4	4	4
58	+302N406040	PULLEY RETARD		4: Add	2	2	2	2
101	7BB700410H	+BIND T.T S SCREW 4X10 SR						
102	7BB600306H	+BIND M SCREW 3X6 R						
103	5MBP2010WXSP	SPRING PIN / M2 X 10 S-BLK						
104	7BB700308H	+BIND T.T S SCREW 3X8 SR						
105	7BB200308H	+BIND T.T P SCREW 3X8						

• Parts with a Ref.No. of 500 and above in the illustration indicate they are not selected for service parts.

• イラスト中で 500 番台の Ref 番号が付いている部品はサービスパーツに選定されていません。

FIG. 5 Electrical Components

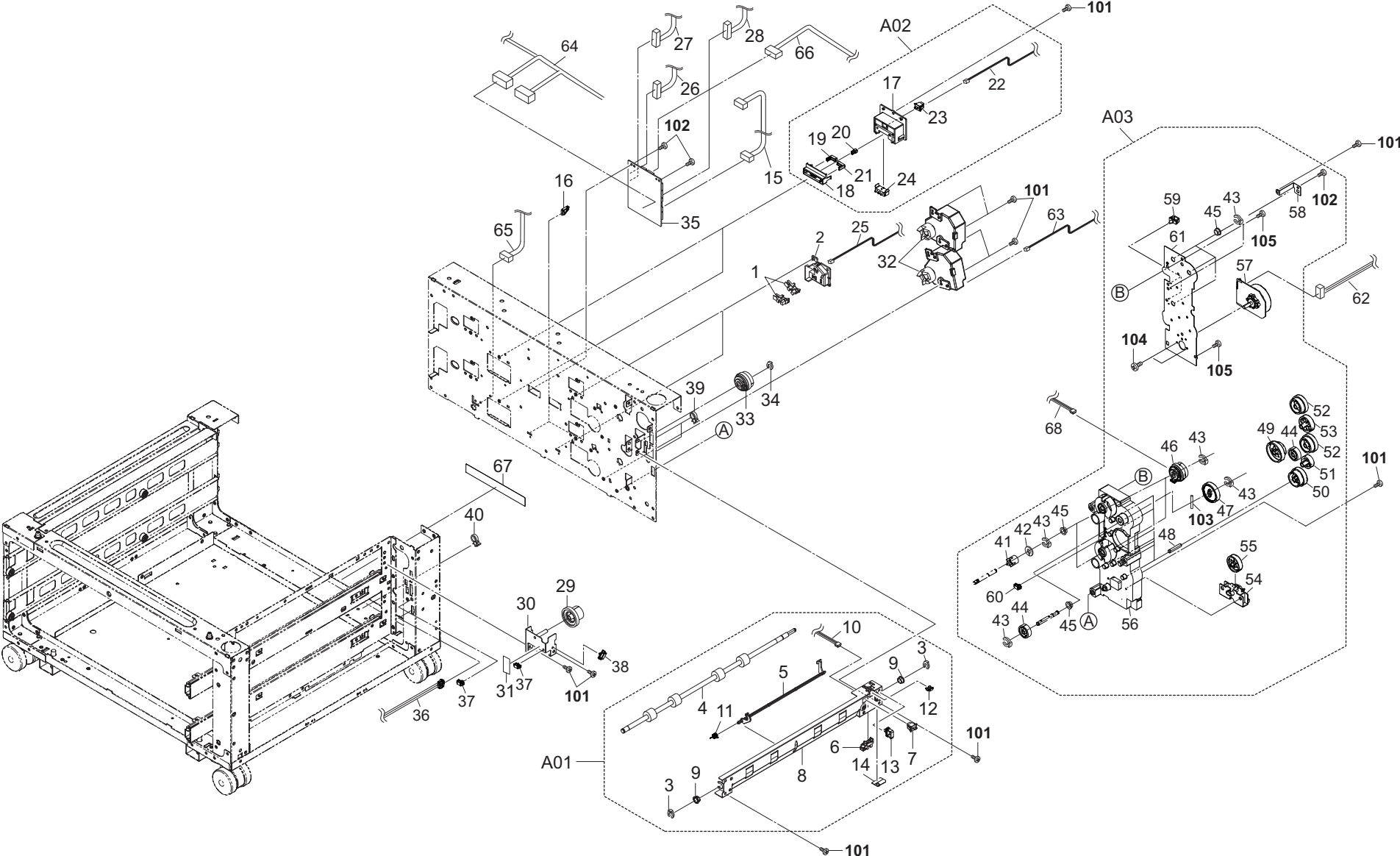


FIG. 5 Electrical Components

3NJ-4

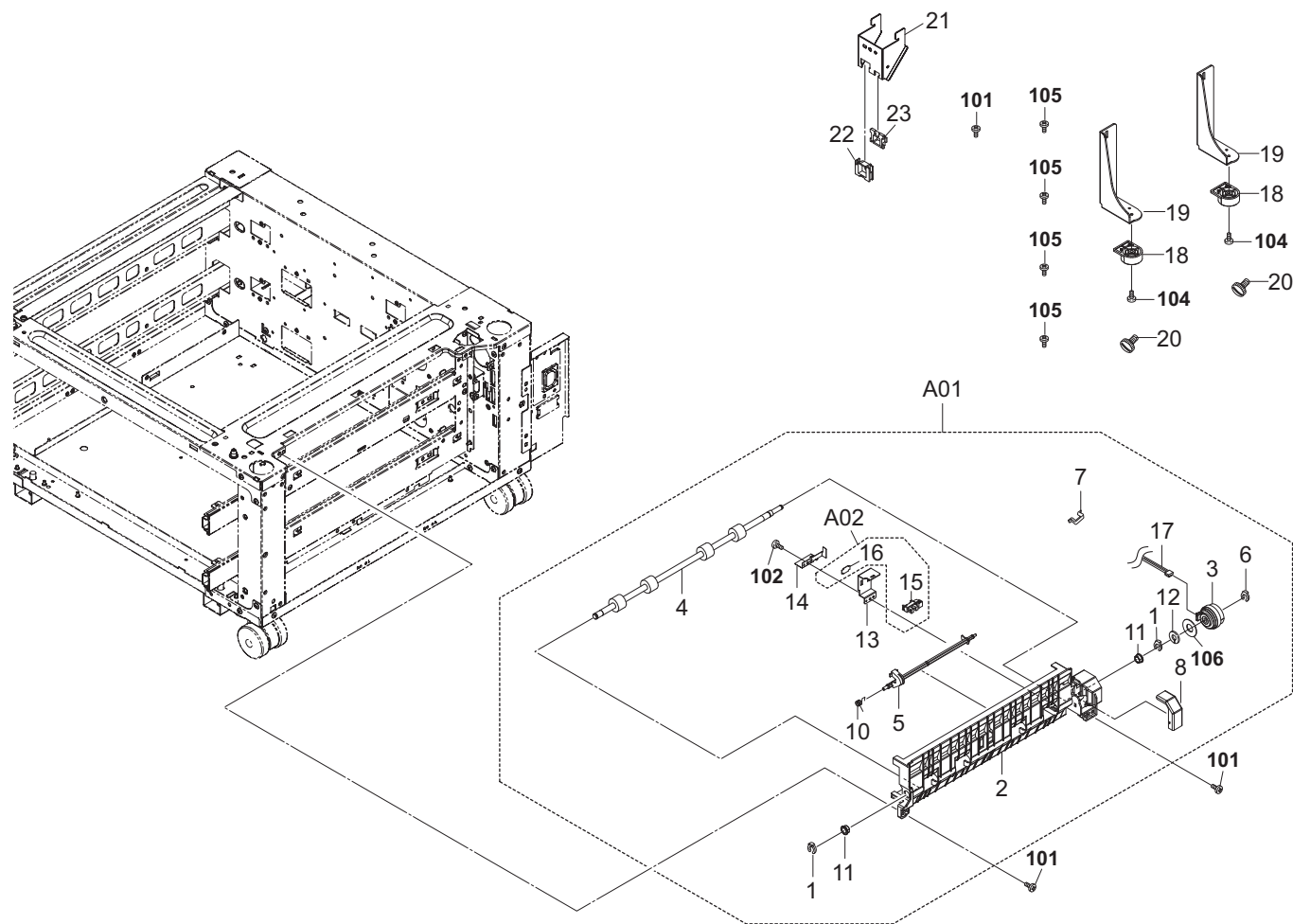
Ref. No. 番号	Part.No. 部品番号	Description 部品名称	Notes 備考	Revision 改訂	Quantity 個数			
					100(日本)	120	230	240
1	303M894260	PARTS SENSOR OPT SP			4	4	4	4
2	302K909510	MOUNT PAPER LEVEL SENSOR			2	2	2	2
A01	302K994132	PARTS GUIDE FEED MIDDLE ASSY SP		4: Design-chg.	1	1	1	1
3	*2BC06910	STOPPER 6			2	2	2	2
4	*302K994430	PARTS ROLLER FEED LOW SP			1	1	1	1
5	*302N706500	ACTUATOR FEED LOW		4: Part No.-chg.	1	1	1	1
6	*303M894260	PARTS SENSOR OPT SP			1	1	1	1
7	*7SP01000006+H01	SW.PUSH			1	1	1	1
8	*302K906500	PLATE FEED LOW			1	1	1	1
9	*28107310	BUSH 8			2	2	2	2
10	*302K946430	WIRE GUIDE FEED LOW			1	1	1	1
11	*302K906520	SPRING FEED ACT			1	1	1	1
12	*7YZM210006++H01	ACCESS.EDGING			1	1	1	1
13	*7YZM610002++H01	ACCESS SADDLE			1	1	1	1
14	*302LC06210	GUIDE WIRE FEED LOW			1	1	1	1
15	303NJ46010	WIRE ENGINE I/F			1	1	1	1
16	302K939230	HOLDER PWB			2	2	2	2
A02	302K994121	PARTS SIZE DETECTION ASSY SP		4: Design-chg.	2	2	2	2
17	*302K909520	MOUNT SIZE SENSOR			2	2	2	2
18	*302K909541	HOLDER SIZE DETECTION			2	2	2	2
19	*302K909580	PIN PAPER SIZE A			2	2	2	2
20	*302K909590	PIN PAPER SIZE B			2	2	2	2
21	*302K909600	PIN PAPER SIZE C			2	2	2	2
22	*302K946400	WIRE CASSETTE SIZE			2	2	2	2
23	*7SP01000006+H01	SW.PUSH			2	2	2	2
24	*7SP03072001+H01	SW.PUSH			2	2	2	2
25	302K946420	WIRE PAPER SENSOR			2	2	2	2
26	303NJ46090	WIRE UPPER DECK	PF-730		1	1	1	1
26	303NJ46140	WIRE UPPER DECK	PF-730(B)		1	1	1	1
27	303NJ46100	WIRE UNDER DECK	PF-730		1	1	1	1
27	303NJ46150	WIRE UNDER DECK	PF-730(B)		1	1	1	1
28	303NJ46050	WIRE CLUTCH			1	1	1	1
29	303NJ31100	GEAR Z44L-Z28L			1	1	1	1
30	303NJ31041	PLATE DECK JOINT			1	1	1	1
31	302K002E00	SHEET GUIDE CASSETTE			1	1	1	1
32	302K394190	PARTS MOTOR LIFT ASSY SP			2	2	2	2
33	302KV44041	CLUTCH 50 Z35R			1	1	1	1
34	5MVX111DN003	RING STOPPER /A-49 FEED A4			1	1	1	1
35	303NJ94040	PARTS PWB CASSETTE DECK ASSY SP			1	1	1	1
36	303NJ46120	WIRE VERTICAL 2			1	1	1	1
37	7YZM610007++H01	ACCESS.SADDLE			2	2	2	2
38	7YZM610008++H01	ACCESS.SADDLE			1	1	1	1
39	7YZM410001++H01	ACCESS.BAND			2	2	2	2
40	7YZM420003++H01	ACCESS.BAND			1	1	1	1
A03	303NJ94021	PARTS DECK DRIVE UNIT SP		4: Design-chg.	1	1	1	1
41	*302K931530	COUPLING DRIVE			2	2	2	2
42	*302K924820	CUT-WASHER 4			2	2	2	2
43	*5MVX111DN003	RING STOPPER /A-49 FEED A4			9	9	9	9
44	*303NJ31130	GEAR Z28R			2	2	2	2

• Parts with a Ref.No. of 500 and above in the illustration indicate they are not selected for service parts.

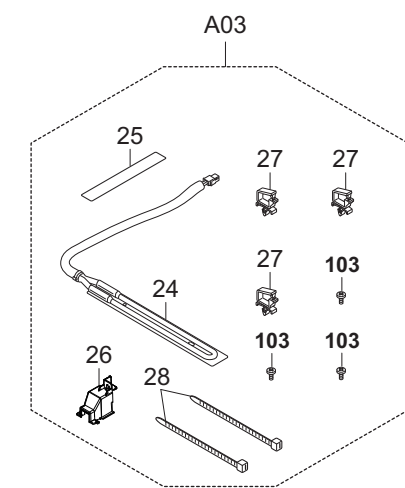
• イラスト中で 500 番台の Ref 番号が付いている部品はサービスパーツに選定されていません。

FIG. 6 Accessories & Options

3NJ-3



Options



PF-730(B)

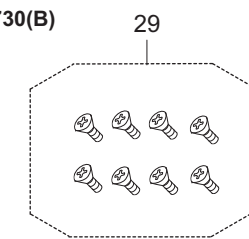


FIG. 6 Accessories & Options

3NJ-5

Ref. No. 番号	Part.No. 部品番号	Description 部品名称	Notes 備考	Revision 改訂	Quantity 個数			
					100 (日本)	120	230	240
A01	303NF94011	PARTS MIDDLE ROLLER UNIT SP		5: Design-chg.	1	1	1	1
1	*2BC06910	STOPPER 6			2	2	2	2
2	*303NF06090	GUIDE JUNCTION VF			1	1	1	1
3	*302NH44090	CLUTCH 50 Z35R		4: Part No.-chg.	1	1	1	1
4	*303NF94070	PARTS ROLLER CONVEYING VF SP			1	1	1	1
5	*303NF06210	ACTUATOR VF SENSOR			1	1	1	1
6	*5MVX111DN003	RING STOPPER /A-49 FEED A4			1	1	1	1
7	*302K931080	WIRE STOPPER			1	1	1	1
8	*303NF06240	COVER MIDDLE			1	1	1	1
10	*302H729120	SPRING ACT DU			1	1	1	1
11	*28107310	BUSH 8			2	2	2	2
12	*302K924820	CUT-WASHER 4			1	1	1	1
13	*303NF06220	MOUNT SENSOR VF			1	1	1	1
14	*303NF06230	PLATE EARTH VF			1	1	1	1
A02	*303NF94080	PARTS SENSOR OPT. SET SP			1	1	1	1
15	**303M894260	PARTS SENSOR OPT SP			1	1	1	1
16	**302GR17970	STOPPER PI			1	1	1	1
17	*303NJ46080	WIRE VERTICAL 1			1	1	1	1
18	302FZ02600	FOOT			2	2	2	2
19	303NF02330	PLATE FULCRUM			2	2	2	2
20	303NS24410	SCREW PLATE DF			2	2	2	2
21	303NF02230	MOUNT MACHINE			1	1	1	1
22	7YZM210005++H01	ACCESS.EDGING			1	1	1	1
23	7YZM210006++H01	ACCESS.EDGING			1	1	1	1
A03	303NJ94061	PARTS DEHUMIDIFINR 100 SET SP			1			
A03	303NJ94071	PARTS DEHUMIDIFINR 120 SET SP				1		
A03	303NJ94081	PARTS DEHUMIDIFINR 240 SET SP					1	1
24	*302H794380	PARTS CASSETTE HEATER 100			1			
24	*302H794620	PARTS HEATER DEHUMIDIFIER 120				1		
24	*302H794610	PARTS HEATER DEHUMIDIFIER 240					1	1
25	*302KP34220	LABEL HIGH TEMPERATURE CAUTION			1	1	1	1
26	*303LM02220	COVER CONNECTER HEATER			1	1	1	1
27	*7YZM610001++H01	ACCESS SADDLE			3	3	3	3
28	*7YZM420003++H01	ACCESS.BAND			2	2	2	2
29	302N494220	PARTS CURSOR SCREW SET SP	PF-730(B)		1	1	1	1
101	7BB180408H	+BIND T.T S SCREW 4X8(BLACK)						
102	7BB200312H	+BIND T.T P SCREW 3X12						
103	7BB700408H	+BIND T.T S SCREW 4X8 SR						
104	7BB782410H	+TP-FLAT T.T S SCREW 4X10 SR(BLACK)						
105	7BB780420H	+BIND T.T S SCREW 4X20 SR(BLACK)						
106	7BC040621250H01	WASHER 6.2X12X0.5T						

• Parts with a Ref.No. of 500 and above in the illustration indicate they are not selected for service parts.

• イラスト中で 500 番台の Ref 番号が付いている部品はサービスパーツに選定されていません。

INDEX / 索引

Part.No. 部品番号	Description 部品名称	Fig.No.
28107310	BUSH 8	5,6
29812291	CUSHION, CONTACT GLASS	4
2BC06910	STOPPER 6	5,6
2DC12170	SPRING TENSION	1
2FB16270	PIN DRAWER A	2
2FM04150	CAP SPRING /B-11 ENCLOSURE A4	1,4
34806040	LOWER BUSHING, PAPER FEED	4
302BM07410	GEAR GUIDE SIDE	3
302F708310	SPRING LOCK MPF	4
302F906030	GEAR FEED Z26H	4
302F929260	PULLEY DU LOW	4
302FB09830	CUT WASHER 4	4
302FZ02600	FOOT	6
302FZ20021	SPRING LID	1
302FZ29131	SPRING DU	3
302GR09991	LIFT LOCK	3
302GR17970	STOPPER PI	6
302GR25241	PIN GUIDE CHUTE	3
302H702590	BUSH SCREW	5
302H708150	SPONGE WIRE MPT	4
302H722760	PULLEY MIDDLE A	1
302H728100	SPRING EXIT PULLEY	3
302H729120	SPRING ACT DU	6
302H731500	GEAR Z36L MAIN	5
302H794380	PARTS CASSETTE HEATER 100	6
302H794610	PARTS HEATER DEHUMIDIFIER 240	6
302H794620	PARTS HEATER DEHUMIDIFIER 120	6
302JZ31170	GEAR Z27L MAIN	5
302K002E00	SHEET GUIDE CASSETTE	5
302K024220	SHEET REGIST R	5
302K309300	SPRING CASSETTE LIFT EARTH	3
302K324450	BUSH 6	4
302K394190	PARTS MOTOR LIFT ASSY SP	5
302K906021	PLATE FRAME UPPER	4
302K906051	GUIDE PRIMARY FEED	4
302K906060	SHAFT PICKUP PRIMARY	4
302K906080	PIN PICK UP IDLE	4
302K906090	HOLDER PICKUP	4
302K906100	MOUNT PRIMARY FEED	4
302K906111	PLATE PRIMARY FEED DRIVE	4
302K906140	COUPLING PRIMARY FEED DRIVE	4
302K906151	HOLDER RETARD	4
302K906161	LEVER RETARD RELEASE	4
302K906180	JOINT RETARD DRIVE	4
302K906200	GEAR Z30R PICKUP	4
302K906210	LEVER PICK RELEASE	4
302K906220	GEAR FEED DRIVE Z22L	4
302K906230	GEAR PRIMARY FEED IDLE Z20R Z16L	4
302K906240	GEAR FEED DRIVE Z20L	4
302K906250	GUIDE PRIM FEED WIRE	4
302K906260	SPRING PICK UP	4

Part.No. 部品番号	Description 部品名称	Fig.No.
302K906270	MOUNT PRIMARY FEED R	4
302K906280	HOLDER PRIM FEED PULLEY	4
302K906290	HOLDER SENSOR FEED	4
302K906300	PLATE RETARD HOLDER	4
302K906310	PIN PICK RELEASE	4
302K906321	ACTUATOR PAPER EMPTY	4
302K906330	FULCRUM-PIN RETARD	4
302K906350	PULLEY FEED	4
302K906360	PULLEY RETARD	4
302K906370	PULLEY PICKUP	4
302K906410	SPRING RETARD B	4
302K906420	PLATE RETARD ADJUST	4
302K906500	PLATE FEED LOW	5
302K906510	SHAFT FEED LOW	1,4
302K906520	SPRING FEED ACT	5
302K906640	HOLDER FEED LOW PULLEY	1
302K906660	HANDLE FEED LOW	1
302K906670	HOOK FEED LOW	1
302K906681	SHAFT FEED LOW HOOK	1
302K906700	HOLDER PULLEY	4
302K906710	SHAFT ASSIST PULLEY	4
302K906721	SHEET PRIMARY FEED HI	4
302K906750	TORQUE-LIMITER 390	4
302K909013	CASSETTE	3
302K909021	RAIL CURSOR	3
302K909031	CURSOR FRONT	3
302K909041	CURSOR REAR	3
302K909050	LEVER CURSOR	3
302K909060	RACK CURSOR	3
302K909071	CURSOR END	3
302K909090	PLATE WORK	3
302K909100	CAM CURSOR RAIL	3
302K909110	PLATE TURN	3
302K909121	LEVER CURSOR LOCK REAR	3
302K909131	SHAFT CURSOR GEAR	3
302K909140	CAP TURN PLATE	3
302K909151	LOCK REAR CURSOR	3
302K909170	PULLEY CASSETTE RAIL REAR	3
302K909190	SHAFT WORK PLATE	3
302K909251	LEVER SIDE SW	3
302K909260	PAD BOTTOM	3
302K909270	ACTUATOR PAPER LEVEL DETECTION	3
302K909510	MOUNT PAPER LEVEL SENSOR	5
302K909520	MOUNT SIZE SENSOR	5
302K909541	HOLDER SIZE DETECTION	5
302K909580	PIN PAPER SIZE A	5
302K909590	PIN PAPER SIZE B	5
302K909600	PIN PAPER SIZE C	5
302K909620	PULLEY CASSETTE	2
302K909630	SHAFT HOOK PULLEY	2
302K909640	LEVER CASSETTE HOOK	2

Part.No. 部品番号	Description 部品名称	Fig.No.
302K909650	SLIDER CASSETTE 500	2
302K924820	CUT-WASHER 4	3,4,5,6
302K931080	WIRE STOPPER	4,6
302K931530	COUPLING DRIVE	5
302K934011	LABEL PAPER SIZE A	3
302K934021	LABEL PAPER SIZE B	3
302K934030	LABEL CASSETTE OPERATION	3
302K934040	LABEL SET PAPER	3
302K934070	LABEL CASSETTE NUMBER 3	3
302K934080	LABEL CASSETTE NUMBER 4	3
302K934090	LABEL CASSETTE PAPER MAX	3
302K934100	LABEL CASSETTE CURSOR LOCK	3
302K934501	LABEL CASSETTE RELEASE	3
302K934700	SHEET CASSETTE PAPER SIZE A	3
302K934710	SHEET CASSETTE PAPER SIZE B	3
302K934720	SHEET CASSETTE PAPER MEDIA JP	3
302K934730	SHEET CASSETTE PAPER MEDIA KL-A	3
302K934740	SHEET CASSETTE PAPER MEDIA KL-B	3
302K934750	SHEET CASSETTE PAPER MEDIA KL-C	3
302K934760	SHEET CASSETTE PAPER MEDIA KL-D	3
302K934770	SHEET CASSETTE PAPER MEDIA KL-E	3
302K934780	SHEET CASSETTE PAPER MEDIA CN-A	3
302K939230	HOLDER PWB	5
302K946400	WIRE CASSETTE SIZE	5
302K946420	WIRE PAPER SENSOR	5
302K946430	WIRE GUIDE FEED LOW	5
302K993014	CT-8705	3
302K994121	PARTS SIZE DETECTION ASSY SP	5
302K994132	PARTS GUIDE FEED MIDDLE ASSY SP	5
302K994333	PARTS MOTOR-BL W30 SP	5
302K994380	PARTS SOLENOID FEED SHIFT SP	4
302K994430	PARTS ROLLER FEED LOW SP	5
302K994530	PARTS GEAR Z30R FEED OW SP	4
302K994550	PARTS GEAR CURSOR SP	3
302K994580	PARTS SENSOR OPT. SP	4
302K994B90	PARTS GUIDE PRIMARY FEED SET SP	4
302K994C20	PARTS PLATE PAPER BOTTOM UNIT SP	3
302KP34220	LABEL HIGH TEMPERATURE CAUTION	6
302KV44041	CLUTCH 50 Z35R	5
302LC04361	COVER CASSETTE A	3
302LC04380	HANDLE CASSETTE	3
302LC04390	EMBLEM CASSETTE	3
302LC06210	GUIDE WIRE FEED LOW	5
302LC28240	SPRING SWITCHBACK	4
302LC94491	PARTS COVER CASSETTE A ASSY SP	3
302LH02050	SPRING CASSETTE HOOK	2
302N202011	CASTER 100 CN	2
302N209011	CASSETTE BASE	3
302N209020	CURSOR END	3
302N209030	ARM SIZE DETECTION	3
302N209050	CUSHION BOTTOM PLATE	3

Part.No. 部品番号	Description 部品名称	Fig.No.
302N209501	SLIDER CASSETTE RIGHT	2
302N209511	SLIDER CASSETTE LEFT	2
302N209521	STAY CASSETTE FRONT	2
302N293010	CT-8706	3
302N404201	COVER CASSETTE A	3
302N406010	PLATE FRAME UPPER	4
302N406030	PULLEY FEED	4
302N406040	PULLEY RETARD	4
302N406050	HOLDER PICKUP	4
302N406060	GUIDE FRONT LOWER	4
302N406070	SHAFT PICKUP PRIMARY	4
302N406100	GEAR Z32 FEED OW	4
302N406110	GEAR Z32 PICKUP	4
302N406120	ONEWAY-CLUTCH 6	4
302N406130	LEVER RETARD RELEASE	4
302N406140	SPRING RETARD LOCK	4
302N406150	FULCRUM-PIN RETARD	4
302N406160	LEVER RETARD LOCK	4
302N406170	GEAR Z28 FEED	4
302N406200	SPRING RETARD	4
302N494040	PARTS COVER CASSETTE A ASSY SP	3
302N494220	PARTS CURSOR SCREW SET SP	6
302N494230	PARTS PULLEY SET SP	4
302N706500	ACTUATOR FEED LOW	5
302NH34730	LABEL CASSETTE PAPER MAX	3
302NH44090	CLUTCH 50 Z35R	6
303JC02050	SPRING LOOP SOLENOID	3
303LL07521	TORQUE-LIMITER 400	4
303LM02132	BOLT STOPPER	2
303LM02170	RUBBER BOLT	2
303LM02181	PIN STAY	2
303LM02220	COVER CONNECTER HEATER	6
303LM02230	SHEET BOLT RUBBER	2
303LM02240	PLATE BOLT	2
303LM04090	COVER CONNECTOR	1
303LW24060	PULLEY EJECT	2
303M894260	PARTS SENSOR OPT SP	4,5,6
303NF02060	STAY UPPER RIGHT	2
303NF02230	MOUNT MACHINE	6
303NF02280	SHAFT HOOK FULCRUM	2
303NF02301	HOLDER DECK HOOK	2
303NF02330	PLATE FULCRUM	6
303NF04121	COVER INTERFACE	1
303NF06090	GUIDE JUNCTION VF	6
303NF06210	ACTUATOR VF SENSOR	6
303NF06220	MOUNT SENSOR VF	6
303NF06230	PLATE EARTH VF	6
303NF06240	COVER MIDDLE	6
303NF06350	SHEET SOLENOID	4
303NF94011	PARTS MIDDLE ROLLER UNIT SP	6
303NF94070	PARTS ROLLER CONVEYING VF SP	6

Part.No. 部品番号	Description 部品名称	Fig.No.
303NF94080	PARTS SENSOR OPT. SET SP	6
303NJ02100	STAY UPPER LEFT	2
303NJ02110	PLATE LOW	2
303NJ02121	STAY CASSETTE RAIL LEFT	2
303NJ02130	MOUNT CONNECTOR	2
303NJ02140	MOUNT FOOT REAR	2
303NJ02160	PLATE BOLT	2
303NJ04012	COVER UPPER FRONT	1
303NJ04021	COVER FRONT LOWER	1
303NJ04031	COVER RIGHT FRONT	1
303NJ04041	COVER LEFT	1
303NJ04053	COVER RIGHT	1
303NJ04071	COVER REAR	1
303NJ04081	COVER CORD	1
303NJ06010	COVER FEED LOW	1
303NJ06021	GUIDE FEED LOW	1
303NJ06040	GEAR PRIMARY FEED Z17L OW	4
303NJ06050	STRAP	1
303NJ06060	HOLDER PULLEY PF	4
303NJ06070	PULLEY FEED PF	4
303NJ06080	SHAFT PULLEY PF	4
303NJ09020	MOUNT SLIDER LR	2
303NJ09030	MOUNT SLIDER LF	2
303NJ31010	HOLDER DECK DRIVE	5
303NJ31020	PLATE DECK DRIVE	5
303NJ31031	BRACKET GEAR CHANGE	5
303NJ31041	PLATE DECK JOINT	5
303NJ31060	GEAR Z60R	5
303NJ31070	GEAR Z56L-Z40R	5
303NJ31080	GEAR Z75L-Z32L	5
303NJ31090	GEAR Z44R	5
303NJ31100	GEAR Z44L-Z28L	5
303NJ31120	PIN FEED DRIVE	5
303NJ31130	GEAR Z28R	5
303NJ31140	GEAR Z40R-Z34L	5
303NJ31150	PLATE EARTH FEED	5
303NJ39020	SHEET PWB LEFT	2
303NJ39030	SHEET PWB RIGHT	2
303NJ46010	WIRE ENGINE I/F	5
303NJ46020	WIRE HEATER	5
303NJ46030	WIRE FEED CLUTCH	5
303NJ46040	WIRE SMT POWER	5
303NJ46050	WIRE CLUTCH	5
303NJ46060	WIRE LIFTMOTOR	5
303NJ46070	WIRE SIZE	5
303NJ46080	WIRE VERTICAL 1	6
303NJ46090	WIRE UPPER DECK	5
303NJ46100	WIRE UNDER DECK	5
303NJ46110	WIRE MAIN MOTOR	5
303NJ46120	WIRE VERTICAL 2	5
303NJ46130	WIRE PRIMARY FEED UNIT	4

Part.No. 部品番号	Description 部品名称	Fig.No.
303NJ46140	WIRE UPPER DECK	5
303NJ46150	WIRE UNDER DECK	5
303NJ46160	WIRE PRIMARY FEED UNIT	4
303NJ94011	PARTS COVER FEED LOW ASSY SP	1
303NJ94021	PARTS DECK DRIVE UNIT SP	5
303NJ94033	PARTS PRIMARY FEED UNIT HI SP	4
303NJ94040	PARTS PWB CASSETTE DECK ASSY SP	5
303NJ94050	PARTS ROLLER ASSIST SP	4
303NJ94061	PARTS DEHUMIDIFINR 100 SET SP	6
303NJ94071	PARTS DEHUMIDIFINR 120 SET SP	6
303NJ94081	PARTS DEHUMIDIFINR 240 SET SP	6
303NJ94110	PARTS PRIMARY FEED UNIT HI D SP	4
303NS24410	SCREW PLATE DF	6
3BC07130	ONE-WAY CLUTCH 6	4
5MVX111DN003	RING STOPPER /A-49 FEED A4	2,3,4,5,6
5MVX111DN007	STOPPER 3 /2BT1107 A4	2,4
7SP01000006+H01	SW.PUSH	5
7SP03072001+H01	SW.PUSH	5
7YZM210005++H01	ACCESS.EDGING	6
7YZM210006++H01	ACCESS.EDGING	5,6
7YZM410001++H01	ACCESS.BAND	5
7YZM420003++H01	ACCESS.BAND	5,6
7YZM610001++H01	ACCESS.SADDLE	2,5,6
7YZM610002++H01	ACCESS.SADDLE	2,5
7YZM610007++H01	ACCESS.SADDLE	5
7YZM610008++H01	ACCESS.SADDLE	2,5

PF-740/PF-740(B)

Rev.6
June 2018

———— CONTENTS/ 目次 ————

FIG. 1	Covers	2
FIG. 2	Frame	4
FIG. 3	Paper Cassettes	6
FIG. 4	Paper Feed Section 1 (PF-740)	9
FIG. 4	Paper Feed Section 1 (PF-740/PF-740(B))	12
FIG. 5	Paper Feed Section 2	15
FIG. 6	Paper Feed Section 3 (PF-740)	17
FIG. 6	Paper Feed Section 3 (PF-740/PF-740(B))	20
FIG. 7	Drive Section	23
FIG. 8	Electrical Components	25
FIG. 9	Accessories & Options	27
	• INDEX/ 索引	29

FIG. 1 Covers

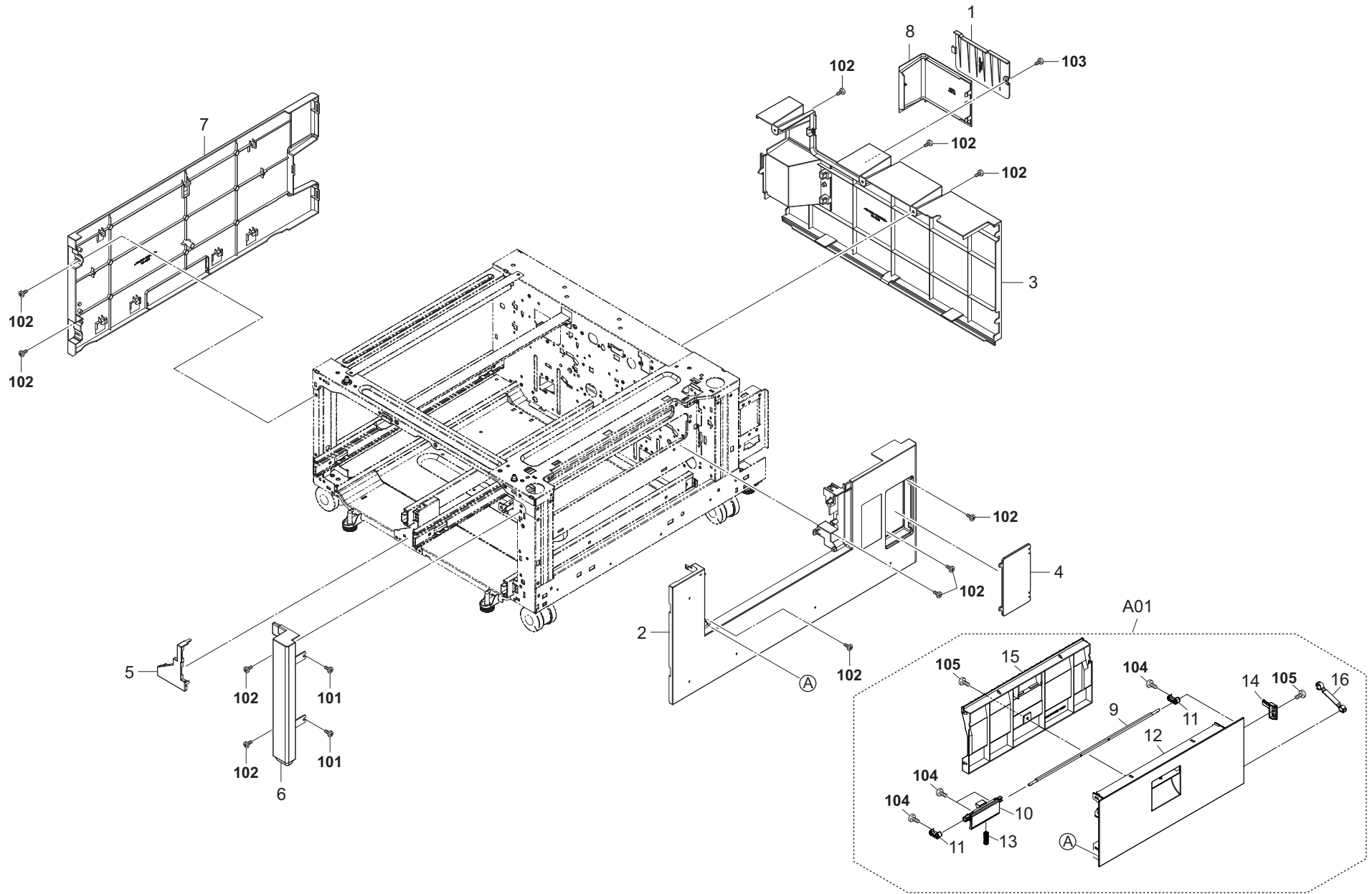


FIG. 2 Frames

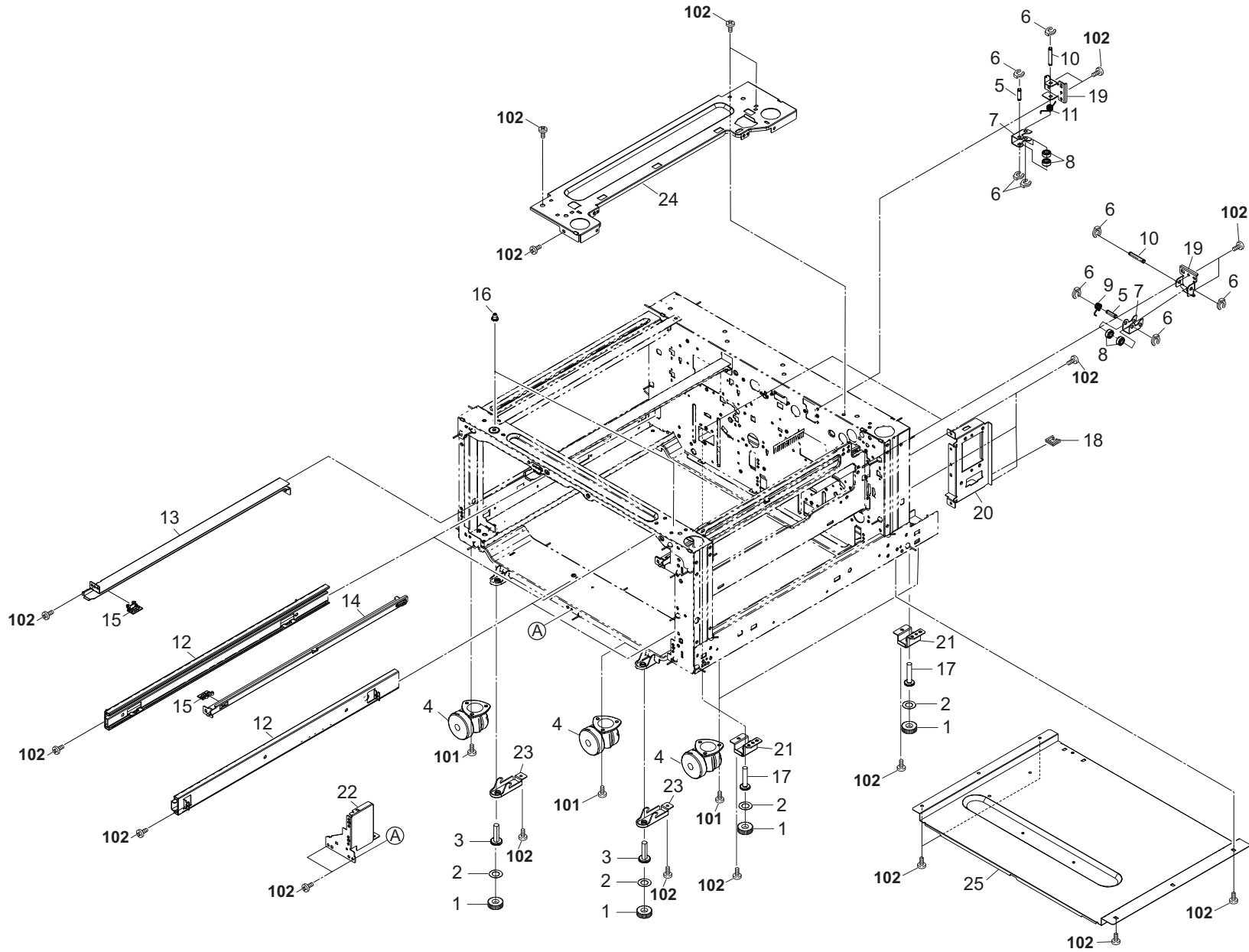


FIG. 2 Frames

3NF-6

Ref. No. 番号	Part.No. 部品番号	Description 部品名称	Notes 備考	Revision 改訂	Quantity 個数			
					100(日本)	120	230	240
1	303LM02170	RUBBER BOLT			4	4	4	4
2	303LM02230	SHEET BOLT RUBBER			4	4	4	4
3	303NF02210	BOLT DECK STOPPER			2	2	2	2
4	302N202011	CASTER 100 CN		4: Part No.-chg.	4	4	4	4
5	303NF02290	SHAFT HOOK PULLEY			3	3	3	3
6	5MVX111DN003	RING STOPPER /A-49 FEED A4			12	12	12	12
7	303NF02270	LEVER DECK HOOK			3	3	3	3
8	302FG07020	PULLEY,CASSETTE RAIL			6	6	6	6
9	303NF02310	SPRING DECK HOOK			2	2	2	2
10	303NF02280	SHAFT HOOK FULCRUM			3	3	3	3
11	302LH02050	SPRING CASSETTE HOOK			1	1	1	1
12	303NF10030	SLIDER DECK			4	4	4	4
13	303NF02150	RAIL DECK FEED			1	1	1	1
14	303NF02260	RAIL CONVEYING			1	1	1	1
15	302FZ09050	SLIDER CASSETTE			2	2	2	2
16	303LM02181	PIN STAY			2	2	2	2
17	303LM02132	BOLT STOPPER			2	2	2	2
18	7YZM210005++H01	ACCESS.EDGING			1	1	1	1
19	303NF02301	HOLDER DECK HOOK			3	3	3	3
20	303NF39010	MOUNT BRACKET DESK			1	1	1	1
21	303NF02190	MOUNT FOOT REAR			2	2	2	2
22	303NF02171	MOUNT SLIDER DECK			1	1	1	1
23	303NF02130	PLATE BOLT FRONT			2	2	2	2
24	303NF02060	STAY UPPER RIGHT			1	1	1	1
25	303NF02122	PLATE LOW		5: Design-chg./6: Design-chg.	1	1	1	1
101	7BB606512H	+BIND M SCREW WITH SW W 5X12 R						
102	7BB700410H	+BIND T.T S SCREW 4X10 SR						

• Parts with a Ref.No. of 500 and above in the illustration indicate they are not selected for service parts.

• イラスト中で 500 番台の Ref 番号が付いている部品はサービスパーツに選定されていません。

FIG. 3 Paper Cassettes

3NF-3

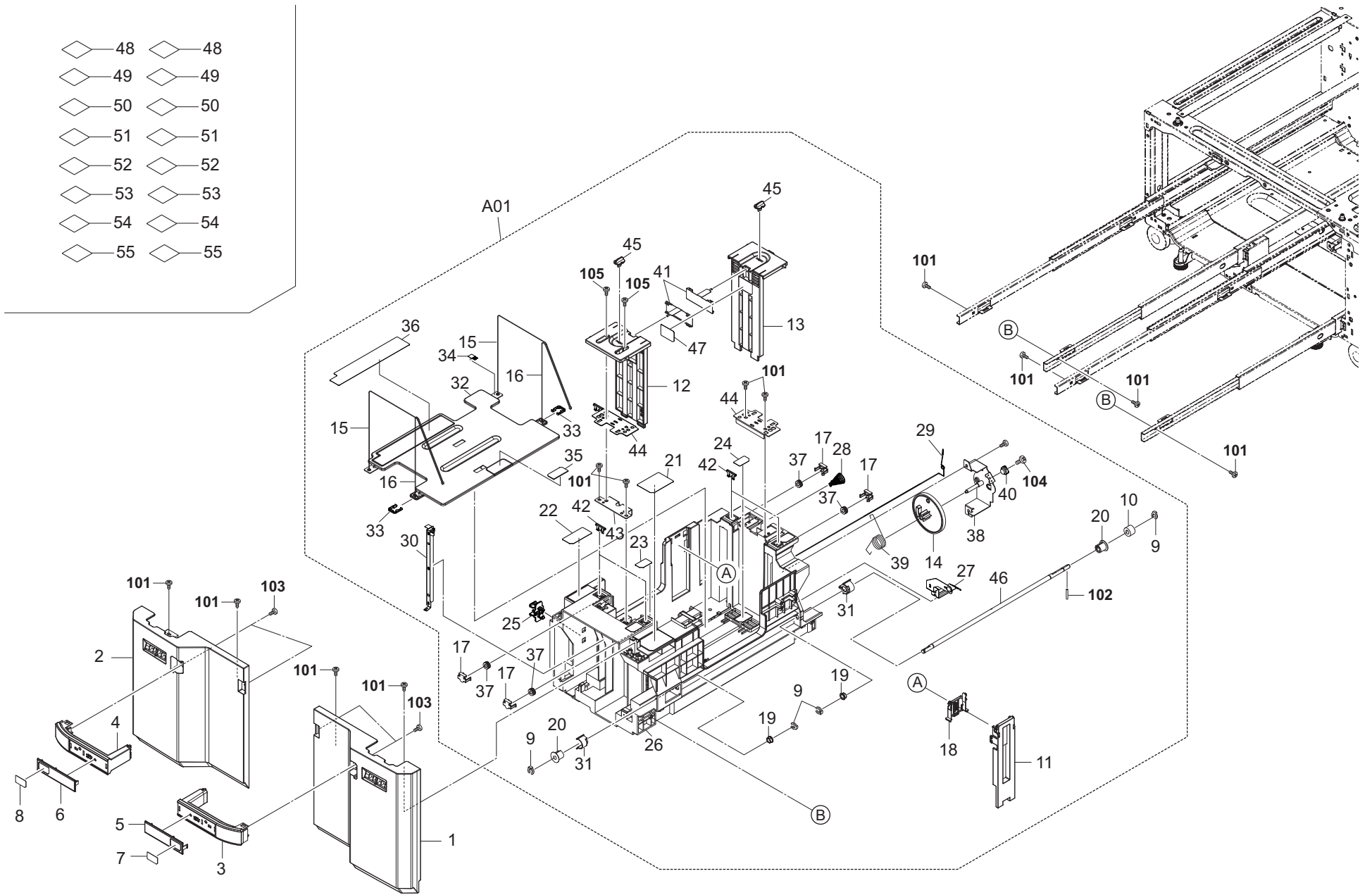


FIG. 3 Paper Cassettes

3NF-6

Ref. No. 番号	Part.No. 部品番号	Description 部品名称	Notes 備考	Revision 改訂	Quantity 個数			
					100(日本)	120	230	240
1	303NF04010	COVER FRONT RIGHT			1	1	1	1
2	303NF04020	COVER FRONT LEFT			1	1	1	1
3	303NF04070	HANDLE DECK RIGHT			1	1	1	1
4	303NF04080	HANDLE DECK LEFT			1	1	1	1
5	303NF04090	EMBLEM DECK RIGHT			1	1	1	1
6	303NF04100	EMBLEM DECK LEFT			1	1	1	1
7	302K934070	LABEL CASSETTE NUMBER 3			1	1	1	1
8	302K934080	LABEL CASSETTE NUMBER 4			1	1	1	1
A01	303NF94112	PARTS DECK UNIT(INCHI) SP	Inch	6: Design-chg.		2		
A01	303NF94023	PARTS DECK UNIT SP	Metric	4: Design-chg.	2		2	2
9	*2BC06980	STOPPER 5			8	8	8	8
10	*2BC07110	GEAR 20			2	2	2	2
11	*303NF10070	CURSOR END DECK	Metric		2		2	2
12	*303NF10080	CURSOR DECK FRONT			2	2	2	2
13	*303NF10091	CURSOR DECK REAR		5: Design-chg.	2	2	2	2
14	*303NF10550	GEAR DAMPER 100		4: Part No.-chg.	2	2	2	2
15	*303NF10180	WIRE LIFT A			4	4	4	4
16	*303NF10190	WIRE LIFT B			4	4	4	4
17	*303NF10220	STOPPER PULLEY			8	8	8	8
18	*303NF10410	CURSOR END SUB	Metric		2		2	2
19	*28107310	BUSH 8			4	4	4	4
20	*2BC07020	FRONT PULLEY,LIFT DRIVE			4	4	4	4
21	*302NH34770	LABEL DECK PAPER DIRECTION		5: Part No.-chg.	2	2	2	2
22	*303NF34020	LABEL DECK OPERATION B			2	2	2	2
23	*303NF34060	LABEL DECK SIZE B	Metric		2		2	2
24	*303NF34080	LABEL DECK SIZE D	Metric		2		2	2
25	*302GR09991	LIFT LOCK			2	2	2	2
26	*303NF10013	DECK CASSETTE		4: Design-chg./6: Design-chg.	2	2	2	2
27	*303NF10430	PLATE EARTH REAR			2	2	2	2
28	*303NF10450	WIRE EARTH B			2	2	2	2
29	*303NF10440	WIRE EARTH A			2	2	2	2
30	*303NF10420	PLATE EARTH FRONT			2	2	2	2
31	*303NF10320	HOLDER PULLEY			4	4	4	4
32	*303NF10051	PLATE LIFT DECK			2	2	2	2
33	*2BC07120	SPACER,DECK LIFT			4	4	4	4
34	*303JY37220	STATIC ELIMINATOR CURSOR			2	2	2	2
35	*303NF10020	PAD BOTTOM DECK		4: Part No.-chg.	2	2	2	2
36	*303NF34011	LABEL DECK OPERATION A	Metric		2		2	2
37	*303NF10300	PULLEY LIFT WIRE			8	8	8	8
38	*303NF10560	MOUNT DECK DAMPER		4: Part No.-chg.	2	2	2	2
39	*303NF10570	SPRING LIFT STOPPER		4: Part No.-chg.	2	2	2	2
40	*302G404160	DAMPER			2	2	2	2
41	*303NF10100	PLATE DECK SUB			4	4	4	4
42	*303NF10150	PLATE WIRE LOCK			8	8	8	8
43	*303NF10390	MOUNT CURSOR ADJUST			2	2	2	2
44	*303NF10110	MOUNT CURSOR			4	4	4	4
45	*303NF10250	PIN CURSOR LOCK			4	4	4	4
46	*303NF10130	SHAFT DECK LIFT			2	2	2	2
47	*302NH34760	LABEL DECK PAPER LIMIT		5: Part No.-chg.	2	2	2	2

• Parts with a Ref.No. of 500 and above in the illustration indicate they are not selected for service parts.

• イラスト中で 500 番台の Ref 番号が付いている部品はサービスパーツに選定されていません。

FIG. 4 Paper Feed Section 1 (PF-740)

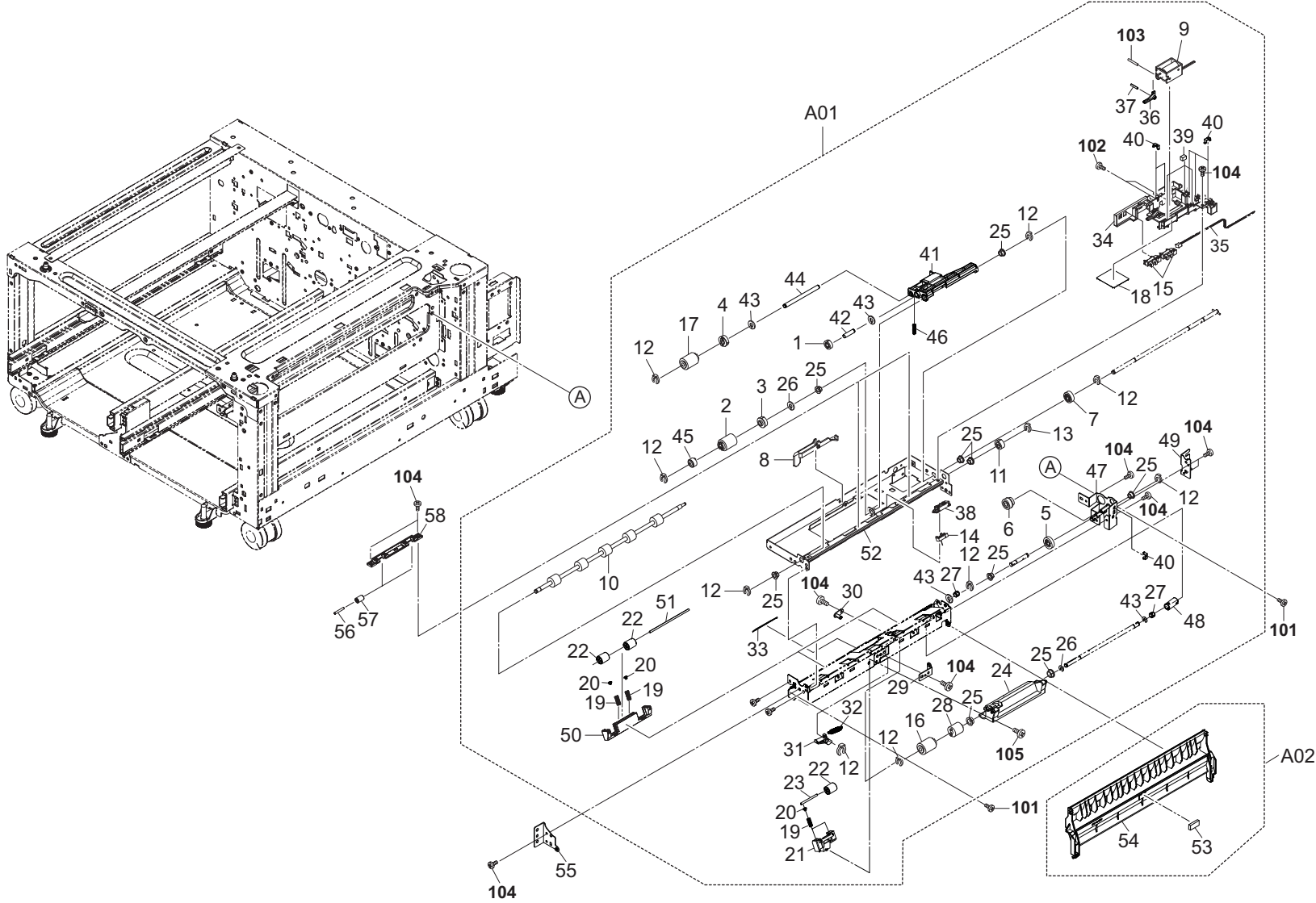


FIG. 4 Paper Feed Section 1 (PF-740)

3NF-4

Ref. No. 番号	Part.No. 部品番号	Description 部品名称	Notes 備考	Revision 改訂	Quantity 個数			
					100(日本)	120	230	240
A01	303NF94153	PARTS PRIMARY FEED UNIT HI SP			1	1	1	1
1	*302F906030	GEAR FEED Z26H			1	1	1	1
2	*302K906350	PULLEY FEED			1	1	1	1
3	*302K994530	PARTS GEAR Z30R FEED OW SP			1	1	1	1
4	*302K906200	GEAR Z30R PICKUP			1	1	1	1
5	*302K906220	GEAR FEED DRIVE Z22L			1	1	1	1
6	*302K906230	GEAR PRIMARY FEED IDLE Z20R Z16L			1	1	1	1
7	*302K906240	GEAR FEED DRIVE Z20L			1	1	1	1
8	*302K906321	ACTUATOR PAPER EMPTY			1	1	1	1
9	*302K994380	PARTS SOLENOID FEED SHIFT SP			1	1	1	1
10	*303NJ94050	PARTS ROLLER ASSIST SP			1	1	1	1
11	*303NJ06040	GEAR PRIMARY FEED Z17L OW			1	1	1	1
12	*5MVX111DN003	RING STOPPER /A-49 FEED A4			9	9	9	9
13	*5MVX111DN007	STOPPER 3 /2BT1107 A4			1	1	1	1
14	*302K994580	PARTS SENSOR OPT. SP			1	1	1	1
15	*303M894260	PARTS SENSOR OPT SP			2	2	2	2
16	*302K906360	PULLEY RETARD			1	1	1	1
17	*302K906370	PULLEY PICKUP			1	1	1	1
18	*303NF06350	SHEET SOLENOID			1	1	1	1
19	*302F925780	SPRING DU			6	6	6	6
20	*2FM04150	CAP SPRING /B-11 ENCLOSURE A4			6	6	6	6
21	*302K906700	HOLDER PULLEY			1	1	1	1
22	*302F929260	PULLEY DU LOW			5	5	5	5
23	*302K906710	SHAFT ASSIST PULLEY			1	1	1	1
24	*302K906151	HOLDER RETARD			1	1	1	1
25	*302K324450	BUSH 6			9	9	9	9
26	*302FB09830	CUT WASHER 4			2	2	2	2
27	*302K906180	JOINT RETARD DRIVE			2	2	2	2
28	*303LL07521	TORQUE-LIMITER 400			1	1	1	1
29	*302K906300	PLATE RETARD HOLDER			1	1	1	1
30	*302K906330	FULCRUM-PIN RETARD			1	1	1	1
31	*302K906161	LEVER RETARD RELEASE		4: Design-chg.	1	1	1	1
32	*302K906410	SPRING RETARD B			1	1	1	1
33	*302K906721	SHEET PRIMARY FEED HI			1	1	1	1
34	*302K906250	GUIDE PRIM FEED WIRE			1	1	1	1
35	*303NJ46130	WIRE PRIMARY FEED UNIT			1	1	1	1
36	*302K906210	LEVER PICK RELEASE			1	1	1	1
37	*302K906310	PIN PICK RELEASE			1	1	1	1
38	*302K906290	HOLDER SENSOR FEED			1	1	1	1
39	*302H708150	SPONGE WIRE MPT			3	3	3	3
40	*302K931080	WIRE STOPPER			6	6	6	6
41	*302K906090	HOLDER PICKUP			1	1	1	1
42	*302K906080	PIN PICK UP IDLE			1	1	1	1
43	*302K924820	CUT-WASHER 4			4	4	4	4
44	*302K906060	SHAFT PICKUP PRIMARY			1	1	1	1
45	*3BC07130	ONE-WAY CLUTCH 6			1	1	1	1
46	*302K906260	SPRING PICK UP			1	1	1	1
47	*302K906111	PLATE PRIMARY FEED DRIVE			1	1	1	1
48	*302K906140	COUPLING PRIMARY FEED DRIVE			1	1	1	1

• Parts with a Ref.No. of 500 and above in the illustration indicate they are not selected for service parts.

• イラスト中で 500 番台の Ref 番号が付いている部品はサービスパーツに選定されていません。

FIG. 4 Paper Feed Section 1 (PF-470/PF-740(B))

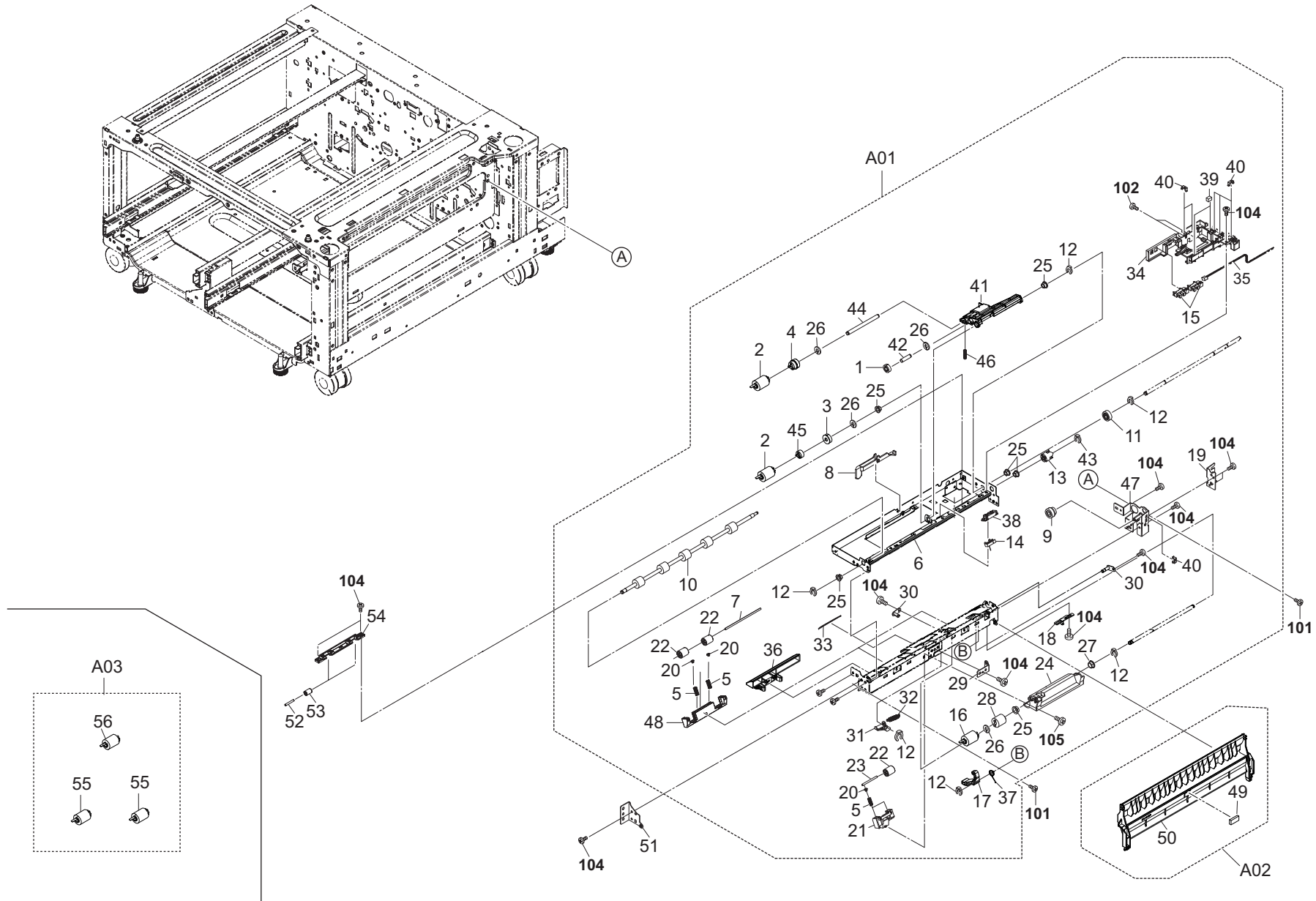


FIG. 4 Paper Feed Section 1 (PF-740/PF-740(B))

3NF-4

Ref. No. 番号	Part.No. 部品番号	Description 部品名称	Notes 備考	Revision 改訂	Quantity 個数			
					100(日本)	120	230	240
A01	302N294030	PARTS PRIMARY FEED UNIT DECK SP			1	1	1	1
1	*302N406170	GEAR Z28 FEED			1	1	1	1
2	*302N406030	PULLEY FEED			2	2	2	2
3	*302N406100	GEAR Z32 FEED OW			1	1	1	1
4	*302N406110	GEAR Z32 PICKUP			1	1	1	1
5	*302F925780	SPRING DU			6	6	6	6
6	*302N406010	PLATE FRAME UPPER			1	1	1	1
7	*302K906510	SHAFT FEED LOW			2	2	2	2
8	*302K906321	ACTUATOR PAPER EMPTY			1	1	1	1
9	*302K906230	GEAR PRIMARY FEED IDLE Z20R Z16L			1	1	1	1
10	*303NJ94050	PARTS ROLLER ASSIST SP			1	1	1	1
11	*302K906240	GEAR FEED DRIVE Z20L			1	1	1	1
12	*5MVX111DN003	RING STOPPER /A-49 FEED A4			6	6	6	6
13	*303NJ06040	GEAR PRIMARY FEED Z17L OW			1	1	1	1
14	*302K994580	PARTS SENSOR OPT. SP			1	1	1	1
15	*303M894260	PARTS SENSOR OPT SP			2	2	2	2
16	*302N406040	PULLEY RETARD			1	1	1	1
17	*302N406160	LEVER RETARD LOCK			1	1	1	1
18	*302K906420	PLATE RETARD ADJUST			1	1	1	1
19	*302K906270	MOUNT PRIMARY FEED R			1	1	1	1
20	*2FM04150	CAP SPRING /B-11 ENCLOSURE A4			6	6	6	6
21	*302K906700	HOLDER PULLEY			1	1	1	1
22	*302F929260	PULLEY DU LOW			5	5	5	5
23	*302K906710	SHAFT ASSIST PULLEY			1	1	1	1
24	*302K906151	HOLDER RETARD			1	1	1	1
25	*302K324450	BUSH 6			6	6	6	6
26	*302K924820	CUT-WASHER 4			4	4	4	4
27	*34806040	LOWER BUSHING,PAPER FEED			1	1	1	1
28	*302K906750	TORQUE-LIMITER 390			1	1	1	1
29	*302K906300	PLATE RETARD HOLDER			1	1	1	1
30	*302N406150	FULCRUM-PIN RETARD			2	2	2	2
31	*302N406130	LEVER RETARD RELEASE			1	1	1	1
32	*302N406200	SPRING RETARD			1	1	1	1
33	*302K906721	SHEET PRIMARY FEED HI			1	1	1	1
34	*302K906250	GUIDE PRIM FEED WIRE			1	1	1	1
35	*303NJ46160	WIRE PRIMARY FEED UNIT			1	1	1	1
36	*302N406060	GUIDE FRONT LOWER			1	1	1	1
37	*302N406140	SPRING RETARD LOCK			1	1	1	1
38	*302K906290	HOLDER SENSOR FEED			1	1	1	1
39	*302H708150	SPONGE WIRE MPT			2	2	2	2
40	*302K931080	WIRE STOPPER			6	6	6	6
41	*302N406050	HOLDER PICKUP			1	1	1	1
42	*302K906080	PIN PICK UP IDLE			1	1	1	1
43	*5MVX111DN007	STOPPER 3 /2BT1107 A4			1	1	1	1
44	*302N406070	SHAFT PICKUP PRIMARY			1	1	1	1
45	*302N406120	ONEWAY-CLUTCH 6			1	1	1	1
46	*302K906260	SPRING PICK UP			1	1	1	1
47	*302K906111	PLATE PRIMARY FEED DRIVE			1	1	1	1
48	*302K906280	HOLDER PRIM FEED PULLEY			2	2	2	2

• Parts with a Ref.No. of 500 and above in the illustration indicate they are not selected for service parts.

• イラスト中で 500 番台の Ref 番号が付いている部品はサービスパーツに選定されていません。

FIG. 5 Paper Feed Section 2

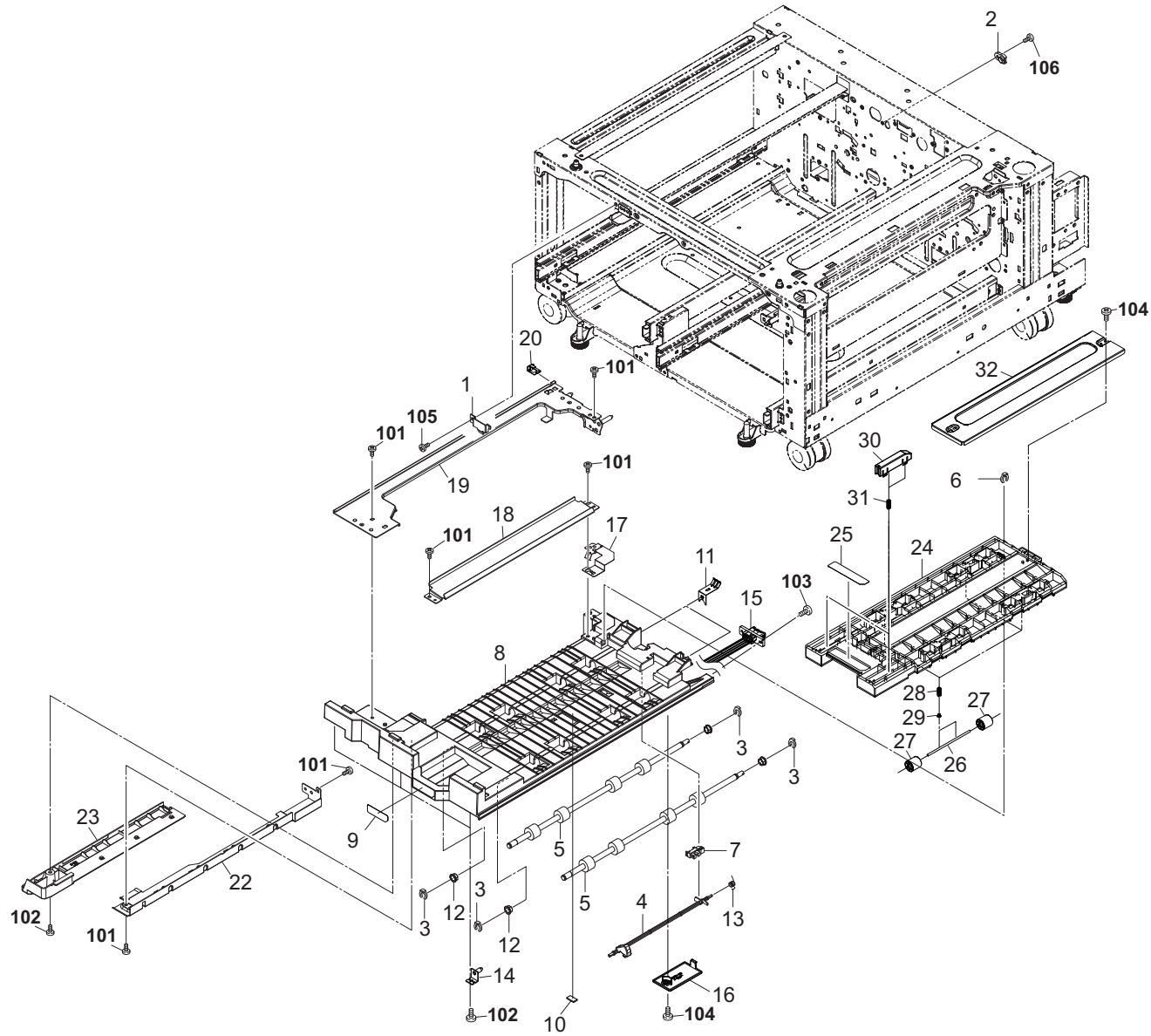


FIG. 6 Paper Feed Section 3 (PF-740)

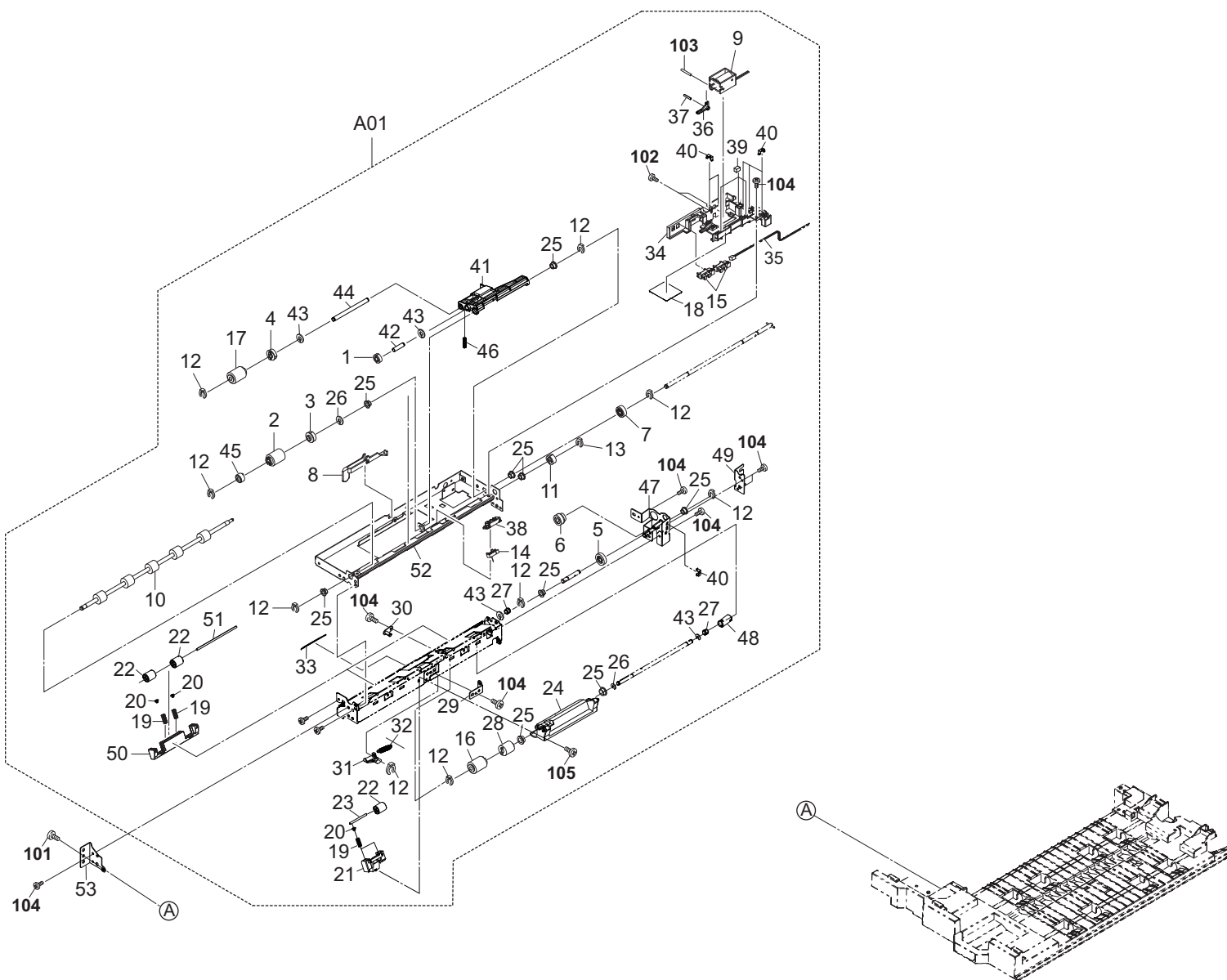


FIG. 6 Paper Feed Section 3 (PF-740)

3NF-4

Ref. No. 番号	Part.No. 部品番号	Description 部品名称	Notes 備考	Revision 改訂	Quantity 個数			
					100(日本)	120	230	240
A01	303NF94153	PARTS PRIMARY FEED UNIT HI SP			1	1	1	1
1	*302F906030	GEAR FEED Z26H			1	1	1	1
2	*302K906350	PULLEY FEED			1	1	1	1
3	*302K994530	PARTS GEAR Z30R FEED OW SP			1	1	1	1
4	*302K906200	GEAR Z30R PICKUP			1	1	1	1
5	*302K906220	GEAR FEED DRIVE Z22L			1	1	1	1
6	*302K906230	GEAR PRIMARY FEED IDLE Z20R Z16L			1	1	1	1
7	*302K906240	GEAR FEED DRIVE Z20L			1	1	1	1
8	*302K906321	ACTUATOR PAPER EMPTY			1	1	1	1
9	*302K994380	PARTS SOLENOID FEED SHIFT SP			1	1	1	1
10	*303NJ94050	PARTS ROLLER ASSIST SP			1	1	1	1
11	*303NJ06040	GEAR PRIMARY FEED Z17L OW			1	1	1	1
12	*5MVX111DN003	RING STOPPER /A-49 FEED A4			9	9	9	9
13	*5MVX111DN007	STOPPER 3 /2BT1107 A4			1	1	1	1
14	*302K994580	PARTS SENSOR OPT. SP			1	1	1	1
15	*303M894260	PARTS SENSOR OPT SP			2	2	2	2
16	*302K906360	PULLEY RETARD			1	1	1	1
17	*302K906370	PULLEY PICKUP			1	1	1	1
18	*303NF06350	SHEET SOLENOID			1	1	1	1
19	*302F925780	SPRING DU			6	6	6	6
20	*2FM04150	CAP SPRING /B-11 ENCLOSURE A4			6	6	6	6
21	*302K906700	HOLDER PULLEY			1	1	1	1
22	*302F929260	PULLEY DU LOW			5	5	5	5
23	*302K906710	SHAFT ASSIST PULLEY			1	1	1	1
24	*302K906151	HOLDER RETARD			1	1	1	1
25	*302K324450	BUSH 6			9	9	9	9
26	*302FB09830	CUT WASHER 4			2	2	2	2
27	*302K906180	JOINT RETARD DRIVE			2	2	2	2
28	*303LL07521	TORQUE-LIMITER 400			1	1	1	1
29	*302K906300	PLATE RETARD HOLDER			1	1	1	1
30	*302K906330	FULCRUM-PIN RETARD			1	1	1	1
31	*302K906161	LEVER RETARD RELEASE		4: Design-chg.	1	1	1	1
32	*302K906410	SPRING RETARD B			1	1	1	1
33	*302K906721	SHEET PRIMARY FEED HI			1	1	1	1
34	*302K906250	GUIDE PRIM FEED WIRE			1	1	1	1
35	*303NJ46130	WIRE PRIMARY FEED UNIT			1	1	1	1
36	*302K906210	LEVER PICK RELEASE			1	1	1	1
37	*302K906310	PIN PICK RELEASE			1	1	1	1
38	*302K906290	HOLDER SENSOR FEED			1	1	1	1
39	*302H708150	SPONGE WIRE MPT			3	3	3	3
40	*302K931080	WIRE STOPPER			6	6	6	6
41	*302K906090	HOLDER PICKUP			1	1	1	1
42	*302K906080	PIN PICK UP IDLE			1	1	1	1
43	*302K924820	CUT-WASHER 4			4	4	4	4
44	*302K906060	SHAFT PICKUP PRIMARY			1	1	1	1
45	*3BC07130	ONE-WAY CLUTCH 6			1	1	1	1
46	*302K906260	SPRING PICK UP			1	1	1	1
47	*302K906111	PLATE PRIMARY FEED DRIVE			1	1	1	1
48	*302K906140	COUPLING PRIMARY FEED DRIVE			1	1	1	1

• Parts with a Ref.No. of 500 and above in the illustration indicate they are not selected for service parts.

• イラスト中で 500 番の Ref 番号が付いている部品はサービスパーツに選定されていません。

FIG. 6 Paper Feed Section 3 (PF-740)

3NF-3

Ref. No. 番号	Part.No. 部品番号	Description 部品名称	Notes 備考	Revision 改訂	Quantity 個数			
					100 (日本)	120	230	240
49	+302K906270	MOUNT PRIMARY FEED R			1	1	1	1
50	+302K906280	HOLDER PRIM FEED PULLEY			2	2	2	2
51	+302K906510	SHAFT FEED LOW			2	2	2	2
52	+302K906021	PLATE FRAME UPPER			1	1	1	1
53	302K906100	MOUNT PRIMARY FEED			1	1	1	1
101	7BB200412H	+BIND T.T P SCREW 4X12						
102	7BB600306H	+BIND M SCREW 3X6 R						
103	5MBP2010WXSP	SPRING PIN / M2 X 10 S-BLK						
104	7BB700308H	+BIND T.T S SCREW 3X8 SR						
105	7BB200308H	+BIND T.T P SCREW 3X8						

• Parts with a Ref.No. of 500 and above in the illustration indicate they are not selected for service parts.

• イラスト中で 500 番台の Ref 番号が付いている部品はサービスパーツに選定されていません。

FIG. 6 Paper Feed Section 3 (PF-740/PF-740(B))

3NF-4

Ref. No. 番号	Part.No. 部品番号	Description 部品名称	Notes 備考	Revision 改訂	Quantity 個数			
					100(日本)	120	230	240
A01	302N294030	PARTS PRIMARY FEED UNIT DECK SP			1	1	1	1
1	*302N406170	GEAR Z28 FEED			1	1	1	1
2	*302N406030	PULLEY FEED			2	2	2	2
3	*302N406100	GEAR Z32 FEED OW			1	1	1	1
4	*302N406110	GEAR Z32 PICKUP			1	1	1	1
5	*302F925780	SPRING DU			6	6	6	6
6	*302N406010	PLATE FRAME UPPER			1	1	1	1
7	*302K906510	SHAFT FEED LOW			2	2	2	2
8	*302K906321	ACTUATOR PAPER EMPTY			1	1	1	1
9	*302K906230	GEAR PRIMARY FEED IDLE Z20R Z16L			1	1	1	1
10	*303NJ94050	PARTS ROLLER ASSIST SP			1	1	1	1
11	*302K906240	GEAR FEED DRIVE Z20L			1	1	1	1
12	*5MVX111DN003	RING STOPPER /A-49 FEED A4			6	6	6	6
13	*303NJ06040	GEAR PRIMARY FEED Z17L OW			1	1	1	1
14	*302K994580	PARTS SENSOR OPT. SP			1	1	1	1
15	*303M894260	PARTS SENSOR OPT SP			2	2	2	2
16	*302N406040	PULLEY RETARD			1	1	1	1
17	*302N406160	LEVER RETARD LOCK			1	1	1	1
18	*302K906420	PLATE RETARD ADJUST			1	1	1	1
19	*302K906270	MOUNT PRIMARY FEED R			1	1	1	1
20	*2FM04150	CAP SPRING /B-11 ENCLOSURE A4			6	6	6	6
21	*302K906700	HOLDER PULLEY			1	1	1	1
22	*302F929260	PULLEY DU LOW			5	5	5	5
23	*302K906710	SHAFT ASSIST PULLEY			1	1	1	1
24	*302K906151	HOLDER RETARD			1	1	1	1
25	*302K324450	BUSH 6			6	6	6	6
26	*302K924820	CUT-WASHER 4			4	4	4	4
27	*34806040	LOWER BUSHING,PAPER FEED			1	1	1	1
28	*302K906750	TORQUE-LIMITER 390			1	1	1	1
29	*302K906300	PLATE RETARD HOLDER			1	1	1	1
30	*302N406150	FULCRUM-PIN RETARD			2	2	2	2
31	*302N406130	LEVER RETARD RELEASE			1	1	1	1
32	*302N406200	SPRING RETARD			1	1	1	1
33	*302K906721	SHEET PRIMARY FEED HI			1	1	1	1
34	*302K906250	GUIDE PRIM FEED WIRE			1	1	1	1
35	*303NJ46160	WIRE PRIMARY FEED UNIT			1	1	1	1
36	*302N406060	GUIDE FRONT LOWER			1	1	1	1
37	*302N406140	SPRING RETARD LOCK			1	1	1	1
38	*302K906290	HOLDER SENSOR FEED			1	1	1	1
39	*302H708150	SPONGE WIRE MPT			2	2	2	2
40	*302K931080	WIRE STOPPER			6	6	6	6
41	*302N406050	HOLDER PICKUP			1	1	1	1
42	*302K906080	PIN PICK UP IDLE			1	1	1	1
43	*5MVX111DN007	STOPPER 3 /2BT1107 A4			1	1	1	1
44	*302N406070	SHAFT PICKUP PRIMARY			1	1	1	1
45	*302N406120	ONEWAY-CLUTCH 6			1	1	1	1
46	*302K906260	SPRING PICK UP			1	1	1	1
47	*302K906111	PLATE PRIMARY FEED DRIVE			1	1	1	1
48	*302K906280	HOLDER PRIM FEED PULLEY			2	2	2	2

• Parts with a Ref.No. of 500 and above in the illustration indicate they are not selected for service parts.

• イラスト中で 500 番台の Ref 番号が付いている部品はサービスパーツに選定されていません。

FIG. 6 Paper Feed Section 3 (PF-740/PF-740(B))

3NF-4

Ref. No. 番号	Part.No. 部品番号	Description 部品名称	Notes 備考	Revision 改訂	Quantity 個数			
					100 (日本)	120	230	240
49	302K906100	MOUNT PRIMARY FEED			1	1	1	1
A02	302N494230	PARTS PULLEY SET SP		4: Add	1	1	1	1
50	*302N406030	PULLEY FEED		4: Others	2	2	2	2
51	*302N406040	PULLEY RETARD		4: Others	1	1	1	1
101	7BB700410H	+BIND T.T S SCREW 4X10 SR						
102	7BB600306H	+BIND M SCREW 3X6 R						
103	5MBP2010WXSP	SPRING PIN / M2 X 10 S-BLK						
104	7BB700308H	+BIND T.T S SCREW 3X8 SR						
105	7BB200308H	+BIND T.T P SCREW 3X8						

• Parts with a Ref.No. of 500 and above in the illustration indicate they are not selected for service parts.

• イラスト中で 500 番台の Ref 番号が付いている部品はサービスパーツに選定されていません。

FIG. 7 Drive Section

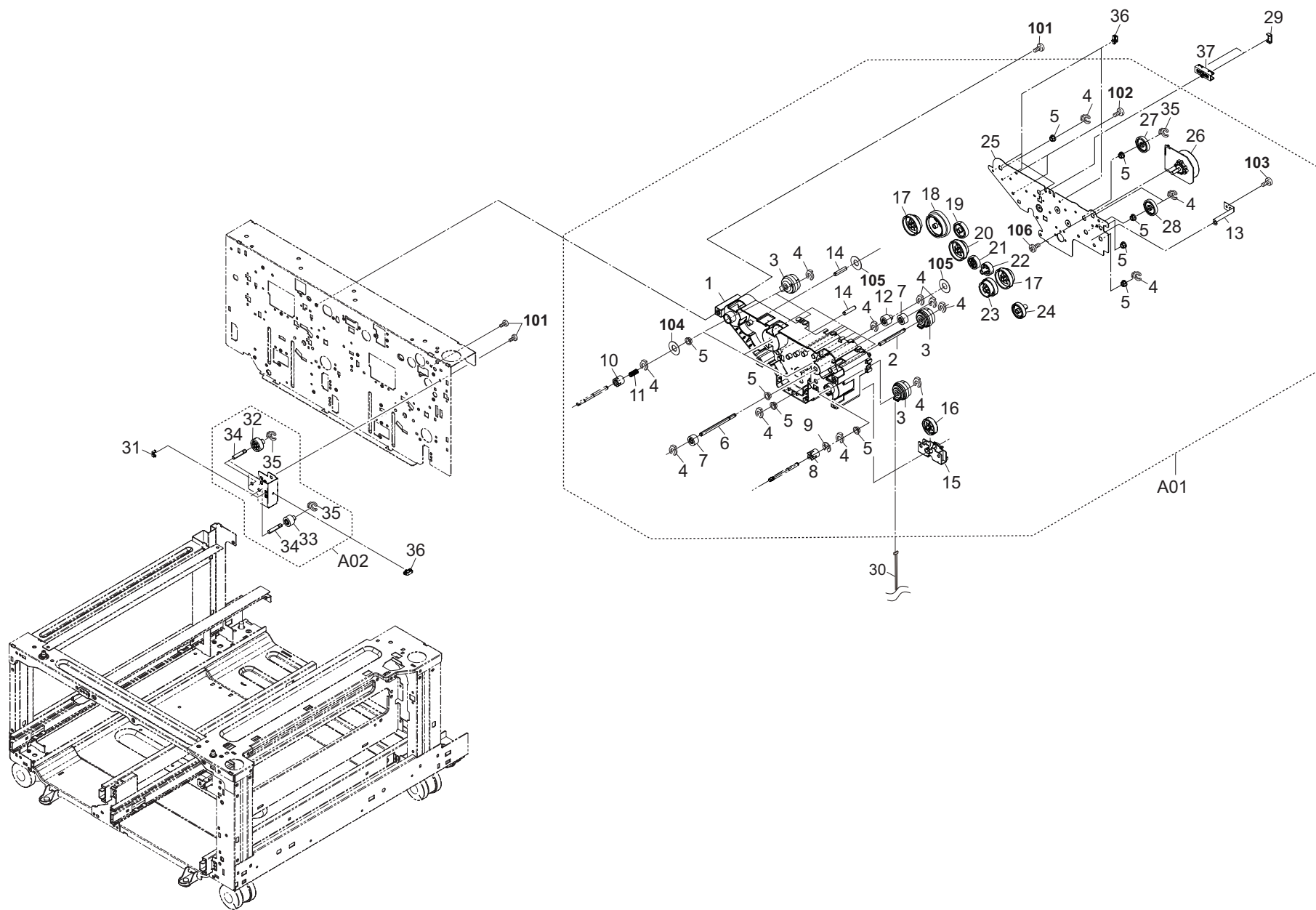


FIG. 7 Drive Section

3NF-5

Ref. No. 番号	Part.No. 部品番号	Description 部品名称	Notes 備考	Revision 改訂	Quantity 個数			
					100(日本)	120	230	240
A01	303NF94043	PARTS DRIVE UNIT SP		5: Design-chg.	1	1	1	1
1	+303NF31011	HOUSING MAIN DRIVE		4: Design-chg.	1	1	1	1
2	+303NF31090	SHAFT CLUTCH CONVEYING A			1	1	1	1
3	+302NH44090	CLUTCH 50 Z35R		4: Part No.-chg.	4	4	4	4
4	+5MVX111DN003	RING STOPPER /A-49 FEED A4			18	18	18	18
5	+302H702590	BUSH SCREW			12	12	12	12
6	+303NF31110	SHAFT FEED DRIVE B			1	1	1	1
7	+303NF31080	GEAR Z20RD			2	2	2	2
8	+302K931530	COUPLING DRIVE			1	1	1	1
9	+302K924820	CUT-WASHER 4			1	1	1	1
10	+303NF31180	COUPLING DRIVE			3	3	3	3
11	+303NF31170	SPRING DRIVE			3	3	3	3
12	+303NF31070	GEAR Z20R			1	1	1	1
13	+303NF31030	PLATE EARTH FEED			1	1	1	1
14	+303NJ31120	PIN FEED DRIVE			9	9	9	9
15	+303NJ31031	BRACKET GEAR CHANGE			1	1	1	1
16	+303NJ31060	GEAR Z60R			1	1	1	1
17	+303NJ31140	GEAR Z40R-Z34L			2	2	2	2
18	+303NF31040	GEAR Z51L Z60L			1	1	1	1
19	+303NF31160	GEAR Z36R			1	1	1	1
20	+303NJ31080	GEAR Z75L-Z32L			1	1	1	1
21	+303NJ31130	GEAR Z28R			1	1	1	1
22	+302JZ31170	GEAR Z27L MAIN			1	1	1	1
23	+303NJ31070	GEAR Z56L-Z40R			1	1	1	1
24	+303NF31150	GEAR Z34L			1	1	1	1
25	+303NF31020	PLATE DRIVE L			1	1	1	1
26	+302K994333	PARTS MOTOR-BL W30 SP		4: Design-chg.	1	1	1	1
27	+303NF31050	GEAR Z35L			1	1	1	1
28	+303NF31060	GEAR Z35R			1	1	1	1
29	303LL02330	HOLDER WIRE D			2	2	2	2
30	303NF46070	WIRE CLUTCH			1	1	1	1
31	302K931080	WIRE STOPPER			1	1	1	1
A02	303NF94050	PARTS DRIVE SUB UNIT SP			1	1	1	1
32	+302JZ31170	GEAR Z27L MAIN			2	2	2	2
33	+303NF31070	GEAR Z20R			1	1	1	1
34	+303NF31130	PIN FEED DRIVE			3	3	3	3
35	+5MVX111DN003	RING STOPPER /A-49 FEED A4			3	3	3	3
36	7YZM610008++H01	ACCESS.SADDLE			4	4	4	4
37	302LF39050	GUIDE WIRE FRONT PWB			1	1	1	1
101	7BB700410H	+BIND T.T S SCREW 4X10 SR						
102	7BB200410H	+BIND T.T P SCREW 4X10						
103	7BB700308H	+BIND T.T S SCREW 3X8 SR						
104	7BC06062C020H01	POLY SLIDER WASHER M6.2X12X0.2T						
105	5MBWK62955NN	POLY SLIDER /M6.2X9.5X0.5T PLASTC						
106	7BB000305H	+BIND M SCREW 3X5						

• Parts with a Ref.No. of 500 and above in the illustration indicate they are not selected for service parts.

• イラスト中で 500 番台の Ref 番号が付いている部品はサービスパーツに選定されていません。

FIG. 8 Electrical Components

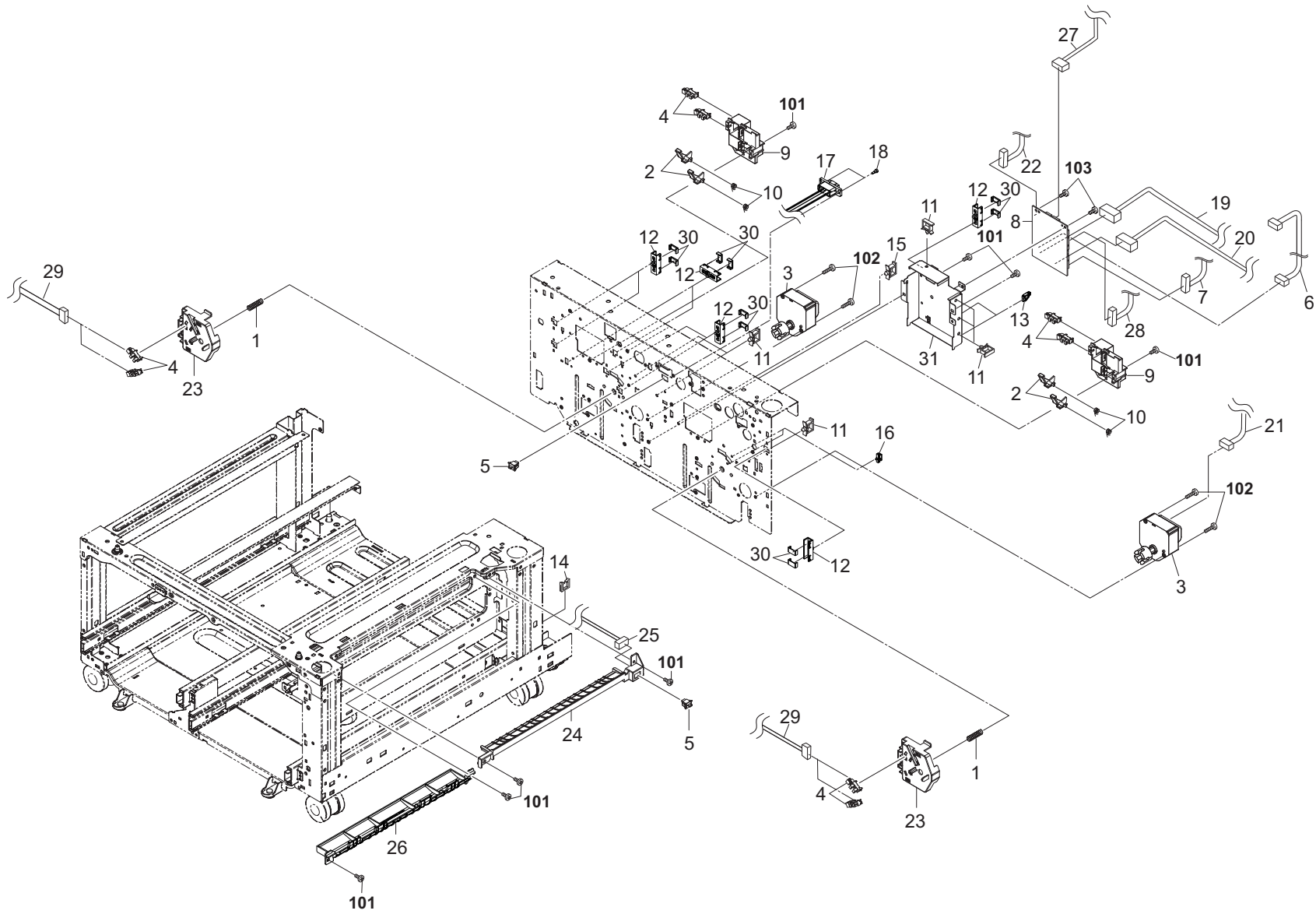
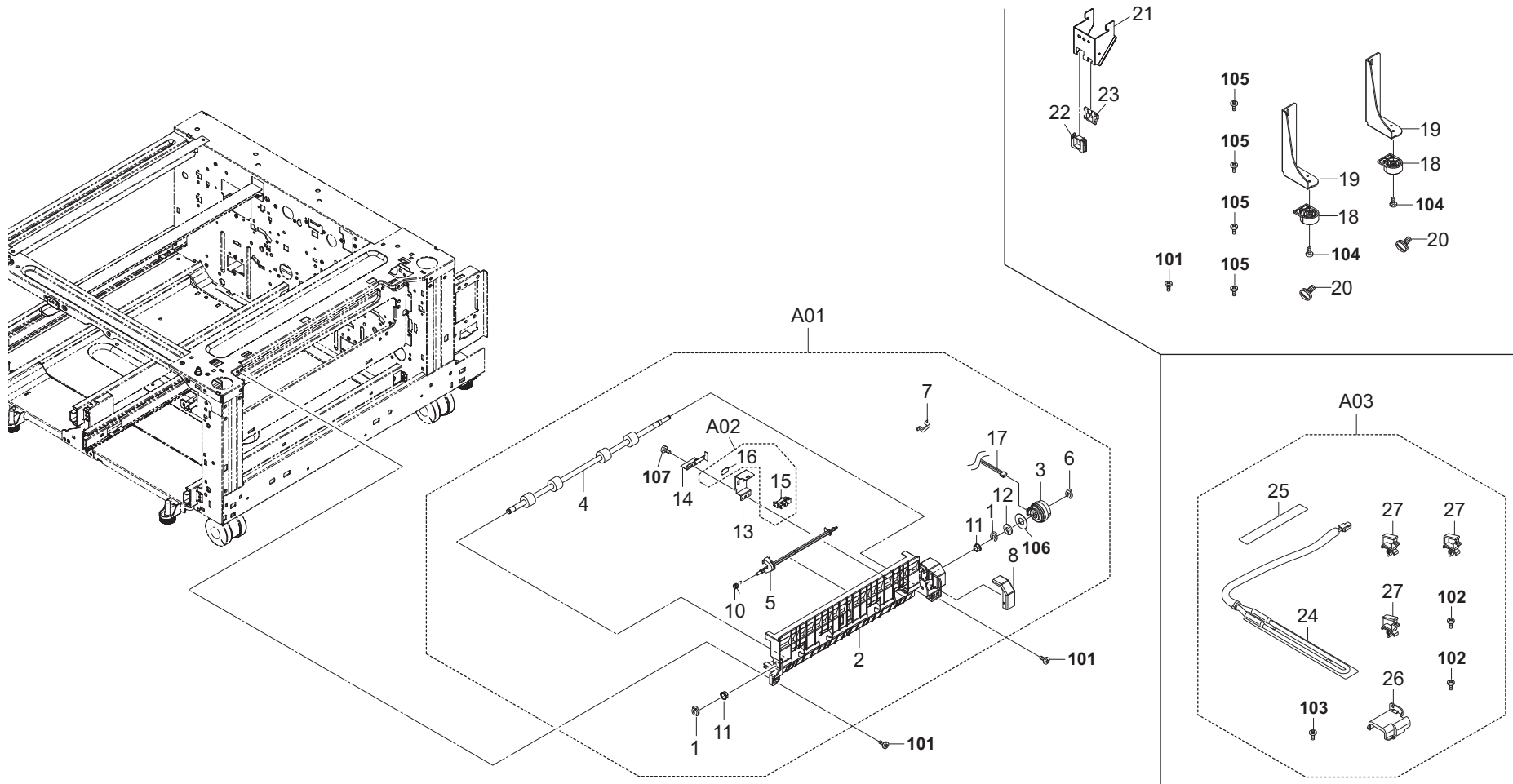


FIG. 9 Accessories & Options



Options

FIG. 9 Accessories & Options

3NF-5

Ref. No. 番号	Part.No. 部品番号	Description 部品名称	Notes 備考	Revision 改訂	Quantity 個数			
					100 (日本)	120	230	240
A01	303NF94011	PARTS MIDDLE ROLLER UNIT SP		5: Design-chg.	1	1	1	1
1	+2BC06910	STOPPER 6			2	2	2	2
2	+303NF06090	GUIDE JUNCTION VF			1	1	1	1
3	+302NH44090	CLUTCH 50 Z35R		4: Part No.-chg.	1	1	1	1
4	+303NF94070	PARTS ROLLER CONVEYING VF SP			1	1	1	1
5	+303NF06210	ACTUATOR VF SENSOR			1	1	1	1
6	+5MVX111DN003	RING STOPPER /A-49 FEED A4			1	1	1	1
7	+302K931080	WIRE STOPPER			1	1	1	1
8	+303NF06240	COVER MIDDLE			1	1	1	1
10	+302H729120	SPRING ACT DU			1	1	1	1
11	+28107310	BUSH 8			2	2	2	2
12	+302K924820	CUT-WASHER 4			1	1	1	1
13	+303NF06220	MOUNT SENSOR VF			1	1	1	1
14	+303NF06230	PLATE EARTH VF			1	1	1	1
A02	+303NF94080	PARTS SENSOR OPT. SET SP			1	1	1	1
15	**303M894260	PARTS SENSOR OPT SP			1	1	1	1
16	**302GR17970	STOPPER PI			1	1	1	1
17	+303NJ46080	WIRE VERTICAL 1			1	1	1	1
18	302FZ02600	FOOT			2	2	2	2
19	303NF02330	PLATE FULCRUM			2	2	2	2
20	303NS24410	SCREW PLATE DF			2	2	2	2
21	303NF02230	MOUNT MACHINE			1	1	1	1
22	7YZM210005++H01	ACCESS.EDGING			1	1	1	1
23	7YZM210006++H01	ACCESS.EDGING			1	1	1	1
A03	303NF94120	PARTS DEHUMIDIFINR 100 SET SP			1			
A03	303NF94130	PARTS DEHUMIDIFINR 120 SET SP				1		
A03	303NF94140	PARTS DEHUMIDIFINR 240 SET SP					1	1
24	+302H794380	PARTS CASSETTE HEATER 100			1			
24	+302H794620	PARTS HEATER DEHUMIDIFIER 120				1		
24	+302H794610	PARTS HEATER DEHUMIDIFIER 240					1	1
25	+302KP34220	LABEL HIGH TEMPERATURE CAUTION			1	1	1	1
26	+303NF04140	COVER CONNECTOR HEATER			1	1	1	1
27	+7YZM610001++H01	ACCESS SADDLE			3	3	3	3
101	7BB180408H	+BIND T.T S SCREW 4X8(BLACK)						
102	7BB700308H	+BIND T.T S SCREW 3X8 SR						
103	7BB700408H	+BIND T.T S SCREW 4X8 SR						
104	7BB782410H	+TP-FLAT T.T S SCREW 4X10 SR(BLACK)						
105	7BB780420H	+BIND T.T S SCREW 4X20 SR(BLACK)						
106	7BC040621250H01	WASHER 6.2X12X0.5T						
107	7BB200312H	+BIND T.T P SCREW 3X12						

• Parts with a Ref.No. of 500 and above in the illustration indicate they are not selected for service parts.

• イラスト中で 500 番台の Ref 番号が付いている部品はサービスパーツに選定されていません。

INDEX / 索引

Part.No. 部品番号	Description 部品名称	Fig.No.
28107310	BUSH 8	3,5,9
2BC06910	STOPPER 6	5,9
2BC06980	STOPPER 5	3
2BC07020	FRONT PULLEY,LIFT DRIVE	3
2BC07110	GEAR 20	3
2BC07120	SPACER,DECK LIFT	3
2C902080	SPRING DEV PUSH	8
2FM04150	CAP SPRING /B-11 ENCLOSURE A4	4,5,6
34806040	LOWER BUSHING,PAPER FEED	4,6
302F708310	SPRING LOCK MPF	5
302F906030	GEAR FEED Z26H	4,6
302F925780	SPRING DU	4,6
302F929260	PULLEY DU LOW	4,6
302FB09830	CUT WASHER 4	4,6
302FG07020	PULLEY,CASSETTE RAIL	2
302FZ02600	FOOT	9
302FZ09050	SLIDER CASSETTE	2
302FZ20021	SPRING LID	1
302G404160	DAMPER	3
302GR09991	LIFT LOCK	3
302GR17970	STOPPER PI	9
302H702590	BUSH SCREW	7
302H708150	SPONGE WIRE MPT	4,6
302H715070	FRONT SPONGE CASE STAY	4
302H722760	PULLEY MIDDLE A	5
302H729120	SPRING ACT DU	5,8,9
302H794380	PARTS CASSETTE HEATER 100	9
302H794610	PARTS HEATER DEHUMIDIFIER 240	9
302H794620	PARTS HEATER DEHUMIDIFIER 120	9
302JZ31170	GEAR Z27L MAIN	7
302K324450	BUSH 6	4,6
302K906021	PLATE FRAME UPPER	4,6
302K906060	SHAFT PICKUP PRIMARY	4,6
302K906080	PIN PICK UP IDLE	4,6
302K906090	HOLDER PICKUP	4,6
302K906100	MOUNT PRIMARY FEED	4,6
302K906111	PLATE PRIMARY FEED DRIVE	4,6
302K906140	COUPLING PRIMARY FEED DRIVE	4,6
302K906151	HOLDER RETARD	4,6
302K906161	LEVER RETARD RELEASE	4,6
302K906180	JOINT RETARD DRIVE	4,6
302K906200	GEAR Z30R PICKUP	4,6
302K906210	LEVER PICK RELEASE	4,6
302K906220	GEAR FEED DRIVE Z22L	4,6
302K906230	GEAR PRIMARY FEED IDLE Z20R Z16L	4,6
302K906240	GEAR FEED DRIVE Z20L	4,6
302K906250	GUIDE PRIM FEED WIRE	4,6
302K906260	SPRING PICK UP	4,6
302K906270	MOUNT PRIMARY FEED R	4,6
302K906280	HOLDER PRIM FEED PULLEY	4,6
302K906290	HOLDER SENSOR FEED	4,6

Part.No. 部品番号	Description 部品名称	Fig.No.
302K906300	PLATE RETARD HOLDER	4,6
302K906310	PIN PICK RELEASE	4,6
302K906321	ACTUATOR PAPER EMPTY	4,6
302K906330	FULCRUM-PIN RETARD	4,6
302K906350	PULLEY FEED	4,6
302K906360	PULLEY RETARD	4,6
302K906370	PULLEY PICKUP	4,6
302K906410	SPRING RETARD B	4,6
302K906420	PLATE RETARD ADJUST	4,6
302K906510	SHAFT FEED LOW	4,5,6
302K906660	HANDLE FEED LOW	1
302K906670	HOOK FEED LOW	1
302K906681	SHAFT FEED LOW HOOK	1
302K906700	HOLDER PULLEY	4,6
302K906710	SHAFT ASSIST PULLEY	4,6
302K906721	SHEET PRIMARY FEED HI	4,6
302K906750	TORQUE-LIMITER 390	4,6
302K924820	CUT-WASHER 4	4,6,7,9
302K931080	WIRE STOPPER	4,6,7,9
302K931530	COUPLING DRIVE	7
302K934070	LABEL CASSETTE NUMBER 3	3
302K934080	LABEL CASSETTE NUMBER 4	3
302K934700	SHEET CASSETTE PAPER SIZE A	3
302K934710	SHEET CASSETTE PAPER SIZE B	3
302K934720	SHEET CASSETTE PAPER MEDIA JP	3
302K934730	SHEET CASSETTE PAPER MEDIA KL-A	3
302K934740	SHEET CASSETTE PAPER MEDIA KL-B	3
302K934750	SHEET CASSETTE PAPER MEDIA KL-C	3
302K934760	SHEET CASSETTE PAPER MEDIA KL-D	3
302K934770	SHEET CASSETTE PAPER MEDIA KL-E	3
302K934780	SHEET CASSETTE PAPER MEDIA CN-A	3
302K939230	HOLDER PWB	8
302K994333	PARTS MOTOR-BL W30 SP	7
302K994380	PARTS SOLENOID FEED SHIFT SP	4,6
302K994530	PARTS GEAR Z30R FEED OW SP	4,6
302K994580	PARTS SENSOR OPT. SP	4,6
302KP34220	LABEL HIGH TEMPERATURE CAUTION	9
302LF39050	GUIDE WIRE FRONT PWB	7,8
302LH02050	SPRING CASSETTE HOOK	2
302N202011	CASTER 100 CN	2
302N294030	PARTS PRIMARY FEED UNIT DECK SP	4,6
302N406010	PLATE FRAME UPPER	4,6
302N406030	PULLEY FEED	4,6
302N406040	PULLEY RETARD	4,6
302N406050	HOLDER PICKUP	4,6
302N406060	GUIDE FRONT LOWER	4,6
302N406070	SHAFT PICKUP PRIMARY	4,6
302N406100	GEAR Z32 FEED OW	4,6
302N406110	GEAR Z32 PICKUP	4,6
302N406120	ONEWAY-CLUTCH 6	4,6
302N406130	LEVER RETARD RELEASE	4,6

Part.No. 部品番号	Description 部品名称	Fig.No.
302N406140	SPRING RETARD LOCK	4,6
302N406150	FULCRUM-PIN RETARD	4,6
302N406160	LEVER RETARD LOCK	4,6
302N406170	GEAR Z28 FEED	4,6
302N406200	SPRING RETARD	4,6
302N494230	PARTS PULLEY SET SP	4,6
302NH34760	LABEL DECK PAPER LIMIT	3
302NH34770	LABEL DECK PAPER DIRECTION	3
302NH44090	CLUTCH 50 Z35R	7,9
303JY37220	STATIC ELIMINATOR CURSOR	3
303LL02330	HOLDER WIRE D	7,8
303LL07521	TORQUE-LIMITER 400	4,6
303LM02132	BOLT STOPPER	2
303LM02170	RUBBER BOLT	2
303LM02181	PIN STAY	2
303LM02230	SHEET BOLT RUBBER	2
303LM04090	COVER CONNECTOR	1
303M894260	PARTS SENSOR OPT SP	4,5,6,8,9
303NF02060	STAY UPPER RIGHT	2
303NF02122	PLATE LOW	2
303NF02130	PLATE BOLT FRONT	2
303NF02150	RAIL DECK FEED	2
303NF02171	MOUNT SLIDER DECK	2
303NF02190	MOUNT FOOT REAR	2
303NF02210	BOLT DECK STOPPER	2
303NF02230	MOUNT MACHINE	9
303NF02260	RAIL CONVEYING	2
303NF02270	LEVER DECK HOOK	2
303NF02280	SHAFT HOOK FULCRUM	2
303NF02290	SHAFT HOOK PULLEY	2
303NF02301	HOLDER DECK HOOK	2
303NF02310	SPRING DECK HOOK	2
303NF02330	PLATE FULCRUM	9
303NF04010	COVER FRONT RIGHT	3
303NF04020	COVER FRONT LEFT	3
303NF04034	COVER RIGHT	1
303NF04051	COVER REAR	1
303NF04070	HANDLE DECK RIGHT	3
303NF04080	HANDLE DECK LEFT	3
303NF04090	EMBLEM DECK RIGHT	3
303NF04100	EMBLEM DECK LEFT	3
303NF04121	COVER INTERFACE	1
303NF04130	COVER MOUNT SLIDER	1
303NF04140	COVER CONNECTOR HEATER	9
303NF04150	COVER RIGHT FRONT	1
303NF06011	GUIDE HF LOWER	5
303NF06020	RAIL HF LEFT	5
303NF06030	GUIDE HF LEFT	5
303NF06040	ACTUATOR HF	5
303NF06050	PLATE HF L	5
303NF06060	PLATE HF ROLLER	5

Part.No. 部品番号	Description 部品名称	Fig.No.
303NF06070	SLIDER HF RAIL	5
303NF06080	GUIDE HF UPPER	5
303NF06090	GUIDE JUNCTION VF	9
303NF06110	GUIDE UPPER MID	8
303NF06120	GUIDE LOWER MID	8
303NF06131	GUIDE VF RIGHT	4
303NF06141	GUIDE VERTICAL	1
303NF06150	STOPPER HF	5
303NF06170	LEVER SW	1
303NF06180	LEVER HF UPPER	5
303NF06210	ACTUATOR VF SENSOR	9
303NF06220	MOUNT SENSOR VF	9
303NF06230	PLATE EARTH VF	9
303NF06240	COVER MIDDLE	9
303NF06260	LID WIRE	5
303NF06270	PIN HF LOWER	5
303NF06282	RAIL HF LOWER	5
303NF06302	SLIDER HF FRONT	5
303NF06310	STAY GUIDE UPPER	5
303NF06320	SPRING DECK FEED	5
303NF06330	BUSH FEED HF	5
303NF06340	CUSHION ACTUATOR	5
303NF06350	SHEET SOLENOID	4,6
303NF10013	DECK CASSETTE	3
303NF10020	PAD BOTTOM DECK	3
303NF10030	SLIDER DECK	2
303NF10051	PLATE LIFT DECK	3
303NF10070	CURSOR END DECK	3
303NF10080	CURSOR DECK FRONT	3
303NF10091	CURSOR DECK REAR	3
303NF10100	PLATE DECK SUB	3
303NF10110	MOUNT CURSOR	3
303NF10130	SHAFT DECK LIFT	3
303NF10150	PLATE WIRE LOCK	3
303NF10180	WIRE LIFT A	3
303NF10190	WIRE LIFT B	3
303NF10220	STOPPER PULLEY	3
303NF10230	ACTUATOR CASSETTE	8
303NF10240	MOUNT ACTUATOR CASSETTE	8
303NF10250	PIN CURSOR LOCK	3
303NF10300	PULLEY LIFT WIRE	3
303NF10320	HOLDER PULLEY	3
303NF10330	HOLDER DECK SENSOR	8
303NF10390	MOUNT CURSOR ADJUST	3
303NF10410	CURSOR END SUB	3
303NF10420	PLATE EARTH FRONT	3
303NF10430	PLATE EARTH REAR	3
303NF10440	WIRE EARTH A	3
303NF10450	WIRE EARTH B	3
303NF10550	GEAR DAMPER 100	3
303NF10560	MOUNT DECK DAMPER	3

Part.No. 部品番号	Description 部品名称	Fig.No.
303NF10570	SPRING LIFT STOPPER	3
303NF31011	HOUSING MAIN DRIVE	7
303NF31020	PLATE DRIVE L	7
303NF31030	PLATE EARTH FEED	7
303NF31040	GEAR Z51L Z60L	7
303NF31050	GEAR Z35L	7
303NF31060	GEAR Z35R	7
303NF31070	GEAR Z20R	7
303NF31080	GEAR Z20RD	7
303NF31090	SHAFT CLUTCH CONVEYING A	7
303NF31110	SHAFT FEED DRIVE B	7
303NF31130	PIN FEED DRIVE	7
303NF31150	GEAR Z34L	7
303NF31160	GEAR Z36R	7
303NF31170	SPRING DRIVE	7
303NF31180	COUPLING DRIVE	7
303NF34011	LABEL DECK OPERATION A	3
303NF34020	LABEL DECK OPERATION B	3
303NF34060	LABEL DECK SIZE B	3
303NF34080	LABEL DECK SIZE D	3
303NF34100	LABEL DECK B1	5
303NF34110	LABEL DECK B2	5
303NF39010	MOUNT BRACKET DESK	2
303NF39050	MOUNT PWB MAIN	8
303NF46010	WIRE ENGINE I/F	8
303NF46030	WIRE HEATER	8
303NF46060	WIRE SMT POWER	8
303NF46070	WIRE CLUTCH	7
303NF46080	WIRE LIFTMOTOR	8
303NF46090	WIRE LEFT	8
303NF46100	WIRE PAPER SENSOR	8
303NF46110	WIRE RIGHT	8
303NF46120	WIRE RIGHT DECK	8
303NF46130	WIRE VERTICAL 1	8
303NF46150	WIRE LEFT DECK 1	8
303NF46160	WIRE LEFT DECK 2	5
303NF46170	WIRE MAIN MOTOR	8
303NF46210	WIRE RIGHT DECK	8
303NF46220	WIRE LEFT DECK 2	5
303NF46230	WIRE LEFT DECK 1	8
303NF94011	PARTS MIDDLE ROLLER UNIT SP	9
303NF94023	PARTS DECK UNIT SP	3
303NF94030	PARTS VERTICAL CONVEYING UNIT SP	1
303NF94043	PARTS DRIVE UNIT SP	7
303NF94050	PARTS DRIVE SUB UNIT SP	7
303NF94060	PARTS PWB FRONT DECK ASSY SP	8
303NF94070	PARTS ROLLER CONVEYING VF SP	9
303NF94080	PARTS SENSOR OPT. SET SP	9
303NF94091	PARTS MOTOR LIFT DECK SP	8
303NF94100	PARTS ROLLER CONVEYING DECK SP	5
303NF94112	PARTS DECK UNIT(INCHI) SP	3

Part.No. 部品番号	Description 部品名称	Fig.No.
303NF94120	PARTS DEHUMIDIFINR 100 SET SP	9
303NF94130	PARTS DEHUMIDIFINR 120 SET SP	9
303NF94140	PARTS DEHUMIDIFINR 240 SET SP	9
303NF94153	PARTS PRIMARY FEED UNIT HI SP	4,6
303NF94162	PARTS GUIDE VF RIGHT SET SP	4
303NJ04041	COVER LEFT	1
303NJ04081	COVER CORD	1
303NJ06010	COVER FEED LOW	1
303NJ06040	GEAR PRIMARY FEED Z17L OW	4,6
303NJ06050	STRAP	1
303NJ06060	HOLDER PULLEY PF	4
303NJ06070	PULLEY FEED PF	4
303NJ06080	SHAFT PULLEY PF	4
303NJ31031	BRACKET GEAR CHANGE	7
303NJ31060	GEAR Z60R	7
303NJ31070	GEAR Z56L-Z40R	7
303NJ31080	GEAR Z75L-Z32L	7
303NJ31120	PIN FEED DRIVE	7
303NJ31130	GEAR Z28R	7
303NJ31140	GEAR Z40R-Z34L	7
303NJ46080	WIRE VERTICAL 1	9
303NJ46130	WIRE PRIMARY FEED UNIT	4,6
303NJ46160	WIRE PRIMARY FEED UNIT	4,6
303NJ94050	PARTS ROLLER ASSIST SP	4,6
303NS24410	SCREW PLATE DF	9
3BC07130	ONE-WAY CLUTCH 6	4,6
3CZ02240	PIN, DRAWER SIDE CONVEYING	8
5MVX111DN003	RING STOPPER /A-49 FEED A4	2,4,5,6,7,9
5MVX111DN007	STOPPER 3 /2BT1107 A4	4,6
7SP01000006+H01	SW.PUSH	8
7YZM210005++H01	ACCESS.EDGING	2,8,9
7YZM210006++H01	ACCESS.EDGING	9
7YZM610001++H01	ACCESS SADDLE	9
7YZM610002++H01	ACCESS SADDLE	8
7YZM610003++H01	ACCESS SADDLE	8
7YZM610008++H01	ACCESS.SADDLE	7,8

PH-7B
PH-7A
PH-7C
PH-7D

Rev.5
May 2017

———— CONTENTS/ 目次 ————

FIG. 1	PH-7B	2
FIG. 2	PH-7A	5
FIG. 3	PH-7C	8
FIG. 4	PH-7D	11

FIG. 1 PH-7B

3NK-5

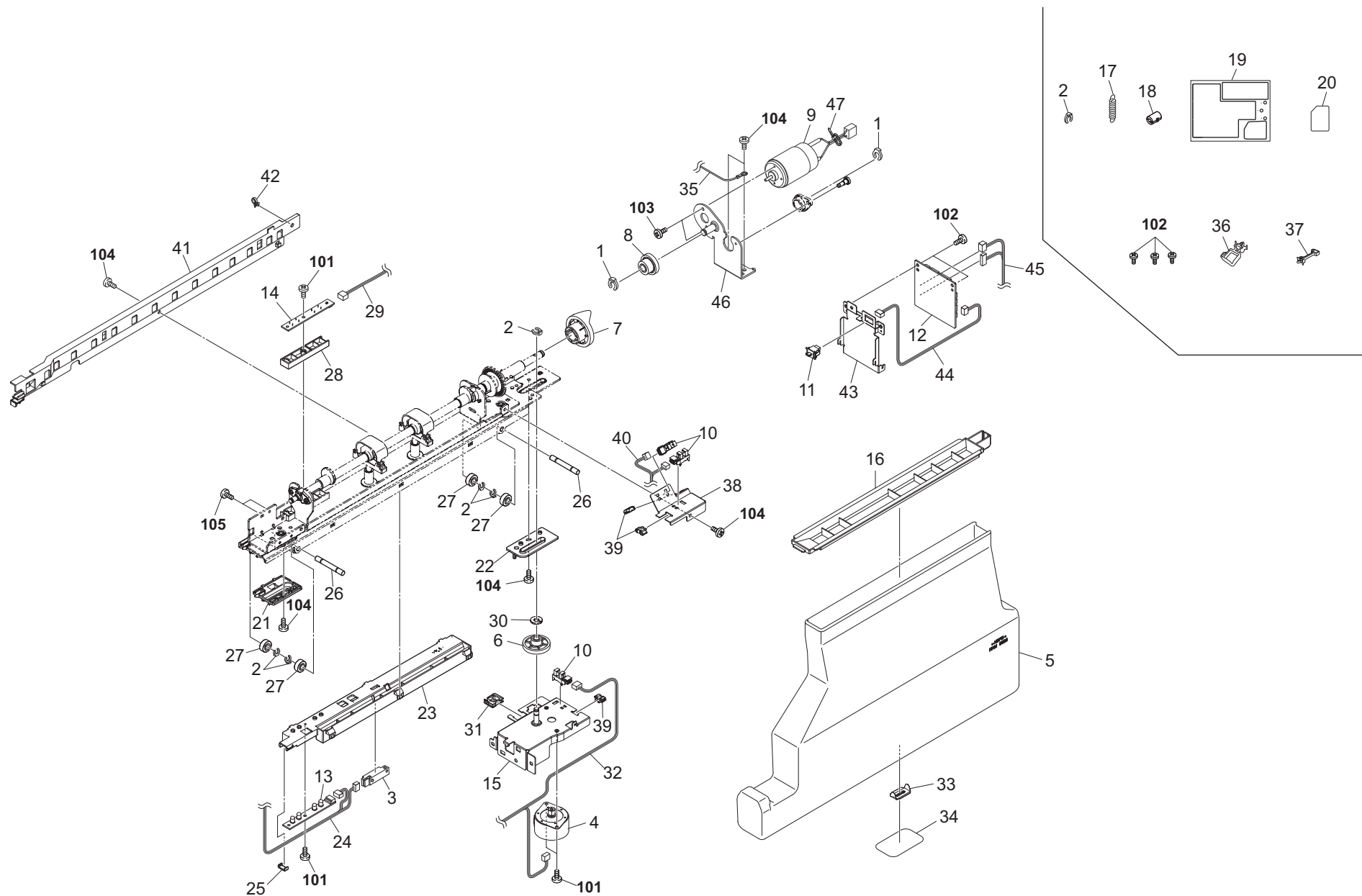


FIG. 1 PH-7B

3NK-4

Ref. No. 番号	Part.No. 部品番号	Description 部品名称	Notes 備考	Revision 改訂	Quantity 個数			
					100(日本)	120	230	240
1	2BC06910	STOPPER 6			2			
2	2BC06980	STOPPER 5			6			
3	303H327500	SENSOR FEED B			1			
4	303NB94040	PARTS MOTOR-PM MOVING SP			1			
5	303NK02010	TANK DISPOSAL			1			
6	303NK31020	GEAR Z63R-Z24S			1			
7	3H416110	GEAR 40 CAM DRIVE			1			
8	3H416120	GEAR 16-51 IDLE			1			
9	303PW94020	PARTS MOTOR PUNCH SP		4:Part No.-chg.	1			
10	303M894260	PARTS SENSOR OPT SP			3			
11	7SP01000006+H01	SW.PUSH			1			
12	303NK94012	PARTS PWB PUNCH ASSY SP		4:Design-chg.	1			
13	303NK94020	PARTS PWB SENSOR A ASSY SP			1			
14	303NK94030	PARTS PWB SENSOR B ASSY SP			1			
15	303NK31010	MOUNT PUNCH MOVING MOTOR			1			
16	303NK02020	GUIDE DISPOSAL TANK			1			
17	303NK02070	SPRING PUNCH			1			
18	M70CA010	FERRITE CORE,SFT-72SN(TAKEUCHI)			1			
19	303NK34012	LABEL DISPOSAL TANK			1			
20	303NK02080	SHEET MOTOR			1			
21	303NK35080	GUIDE PUNCH FRONT			1			
22	303NK35090	GUIDE PUNCH REAR			1			
23	303NK35060	GUIDE WIRE A			1			
24	303NK46070	WIRE PH UNIT J			1			
25	303LL02330	HOLDER WIRE D			1			
26	303NK35100	SHAFT PULLEY			2			
27	302FG07020	PULLEY,CASSETTE RAIL			4			
28	303NK35070	COVER PAPER DETECTION SENSOR			1			
29	303NK46040	WIRE PH PTR			1			
30	2C904550	CUT WASHER 5			1			
31	7YZM210005++H01	ACCESS.EDGING			1			
32	303NK46090	WIRE PH MOT 2		4:Part No.-chg.	1			
33	303H402040	GROUND PLATE TANK			1			
34	303H402050	FILM GROUND PLATE			1			
35	303NK46080	WIRE EARTH			1			
36	7YZM610017++H01	ACCESS.SADDLE			1			
37	7YZM610023++H01	ACCESS.SADDLE			1			
38	303NK35040	MOUNT PULSE DETECTION			1			
39	M2104260	EDGING,EDS-0607U(KITAGAWA)			3			
40	303NK46050	WIRE PH PI			1			
41	303NK35280	GUIDE WIRE B			1			
42	7YZM410002++H01	ACCESS.BAND			1			
43	303NK02030	MOUNT PWB			1			
44	303NK46060	WIRE PH TANK SW			1			
45	303NK46010	WIRE PH IF			1			
46	303RW35010	MOUNT DRIVE B		4:Add	1			
47	7YZM420003++H01	ACCESS.BAND		4:Add	1			

• Parts with a Ref.No. of 500 and above in the illustration indicate they are not selected for service parts.

• イラスト中で 500 番台の Ref 番号が付いている部品はサービスパーツに選定されていません。

FIG. 2 PH-7A

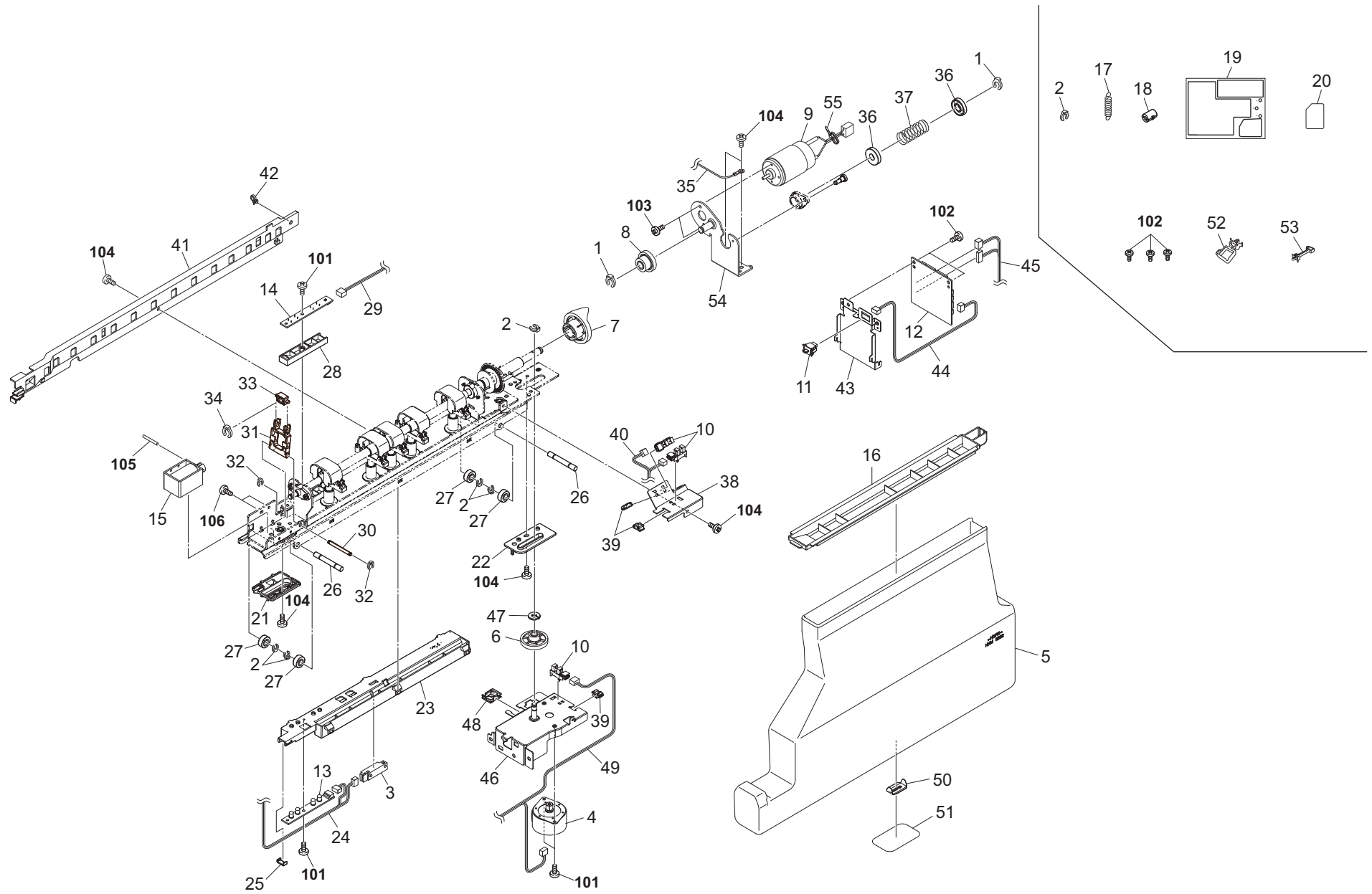


FIG. 2 PH-7A

3NK-4

Ref. No. 番号	Part.No. 部品番号	Description 部品名称	Notes 備考	Revision 改訂	Quantity 個数			
					100(日本)	120	230	240
1	2BC06910	STOPPER 6				2		
2	2BC06980	STOPPER 5				6		
3	303H327500	SENSOR FEED B				1		
4	303NB94040	PARTS MOTOR-PM MOVING SP				1		
5	303NK02010	TANK DISPOSAL				1		
6	303NK31020	GEAR Z63R-Z24S				1		
7	3H416110	GEAR 40 CAM DRIVE				1		
8	3H416120	GEAR 16-51 IDLE				1		
9	303PW94020	PARTS MOTOR PUNCH SP		4:Part No.-chg.		1		
10	303M894260	PARTS SENSOR OPT SP				3		
11	7SP01000006+H01	SW.PUSH				1		
12	303NK94012	PARTS PWB PUNCH ASSY SP		4:Design-chg.		1		
13	303NK94020	PARTS PWB SENSOR A ASSY SP				1		
14	303NK94030	PARTS PWB SENSOR B ASSY SP				1		
15	3H427060	SOLENOID PUNCH				1		
16	303NK02020	GUIDE DISPOSAL TANK				1		
17	303NK02070	SPRING PUNCH				1		
18	M70CA010	FERRITE CORE,SFT-72SN(TAKEUCHI)				1		
19	303NK34012	LABEL DISPOSAL TANK				1		
20	303NK02080	SHEET MOTOR				1		
21	303NK35080	GUIDE PUNCH FRONT				1		
22	303NK35090	GUIDE PUNCH REAR				1		
23	303NK35060	GUIDE WIRE A				1		
24	303NK46030	WIRE PH UNIT				1		
25	303LL02330	HOLDER WIRE D				1		
26	303NK35100	SHAFT PULLEY				2		
27	302FG07020	PULLEY,CASSETTE RAIL				4		
28	303NK35070	COVER PAPER DETECTION SENSOR				1		
29	303NK46040	WIRE PH PTR				1		
30	3H416170	SHAFT SHIFT				1		
31	3H416080	LEVER SHIFT				1		
32	5MVX111DN007	STOPPER 3 /2BT1107 A4				2		
33	3H416380	COLLAR SHIFT				1		
34	5MVX111DN003	RING STOPPER /A-49 FEED A4				1		
35	303NK46080	WIRE EARTH				1		
36	3H416070	COLLAR PRESSURE				2		
37	3H416190	SPRING SHIFT				1		
38	303NK35040	MOUNT PULSE DETECTION				1		
39	M2104260	EDGING,EDS-0607U(KITAGAWA)				3		
40	303NK46050	WIRE PH PI				1		
41	303NK35280	GUIDE WIRE B				1		
42	7YZM410002++H01	ACCESS.BAND				1		
43	303NK02030	MOUNT PWB				1		
44	303NK46060	WIRE PH TANK SW				1		
45	303NK46010	WIRE PH IF				1		

• Parts with a Ref.No. of 500 and above in the illustration indicate they are not selected for service parts.

• イラスト中で 500 番台の Ref 番号が付いている部品はサービスパーツに選定されていません。

FIG. 2 PH-7A

3NK-4

Ref. No. 番号	Part.No. 部品番号	Description 部品名称	Notes 備考	Revision 改訂	Quantity 個数			
					100(日本)	120	230	240
46	303NK31010	MOUNT PUNCH MOVING MOTOR				1		
47	2C904550	CUT WASHER 5				1		
48	7YZM210005++H01	ACCESS.EDGING				1		
49	303NK46090	WIRE PH MOT 2		4:Part No.-chg.		1		
50	303H402040	GROUND PLATE TANK				1		
51	303H402050	FILM GROUND PLATE				1		
52	7YZM610017++H01	ACCESS.SADDLE				1		
53	7YZM610023++H01	ACCESS.SADDLE				1		
54	303RW35010	MOUNT DRIVE B		4:Add		1		
55	7YZM420003++H01	ACCESS.BAND		4:Add		1		
101	7BB200308H	+BIND T.T P SCREW 3X8						
102	7BB700308H	+BIND T.T S SCREW 3X8 SR						
103	7BB607306H	+TP-CUP M SCREW 3X6 R						
104	7BB700408H	+BIND T.T S SCREW 4X8 SR						
105	E0130240	SPRING PIN 3X24(SUS)						
106	7BB007305H	+TP-CUP M SCREW 3X5						

• Parts with a Ref.No. of 500 and above in the illustration indicate they are not selected for service parts.

• イラスト中で 500 番台の Ref 番号が付いている部品はサービスパーツに選定されていません。

FIG. 3 PH-7C

3NK-5

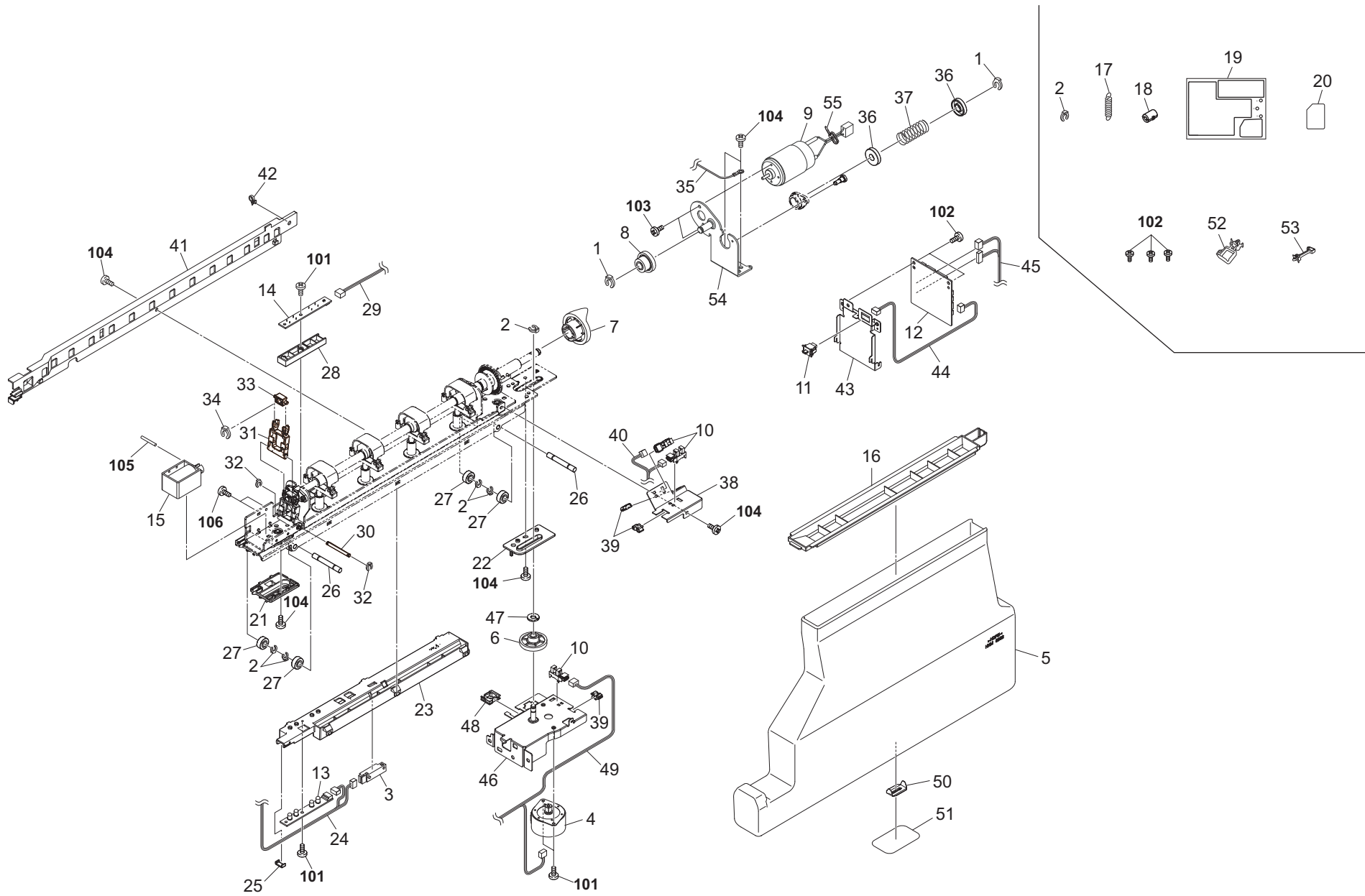


FIG. 3 PH-7C

3NK-4

Ref. No. 番号	Part.No. 部品番号	Description 部品名称	Notes 備考	Revision 改訂	Quantity 個数			
					100(日本)	120	230	240
1	2BC06910	STOPPER 6					2	2
2	2BC06980	STOPPER 5					6	6
3	303H327500	SENSOR FEED B					1	1
4	303NB94040	PARTS MOTOR-PM MOVING SP					1	1
5	303NK02010	TANK DISPOSAL					1	1
6	303NK31020	GEAR Z63R-Z24S					1	1
7	3H416110	GEAR 40 CAM DRIVE					1	1
8	3H416120	GEAR 16-51 IDLE					1	1
9	303PW94020	PARTS MOTOR PUNCH SP					1	1
10	303M894260	PARTS SENSOR OPT SP		4:Part No.-chg.			3	3
11	7SP01000006+H01	SW.PUSH					1	1
12	303NK94012	PARTS PWB PUNCH ASSY SP		4:Design-chg.			1	1
13	303NK94020	PARTS PWB SENSOR A ASSY SP					1	1
14	303NK94030	PARTS PWB SENSOR B ASSY SP					1	1
15	3H427060	SOLENOID PUNCH					1	1
16	303NK02020	GUIDE DISPOSAL TANK					1	1
17	303NK02070	SPRING PUNCH					1	1
18	M70CA010	FERRITE CORE,SFT-72SN(TAKEUCHI)					1	1
19	303NK34012	LABEL DISPOSAL TANK					1	1
20	303NK02080	SHEET MOTOR					1	1
21	303NK35080	GUIDE PUNCH FRONT					1	1
22	303NK35090	GUIDE PUNCH REAR					1	1
23	303NK35060	GUIDE WIRE A					1	1
24	303NK46030	WIRE PH UNIT					1	1
25	303LL02330	HOLDER WIRE D					1	1
26	303NK35100	SHAFT PULLEY					2	2
27	302FG07020	PULLEY,CASSETTE RAIL					4	4
28	303NK35070	COVER PAPER DETECTION SENSOR					1	1
29	303NK46040	WIRE PH PTR					1	1
30	3H416170	SHAFT SHIFT					1	1
31	3H416080	LEVER SHIFT					1	1
32	5MVX111DN007	STOPPER 3 /2BT1107 A4					2	2
33	3H416380	COLLAR SHIFT					1	1
34	5MVX111DN003	RING STOPPER /A-49 FEED A4					1	1
35	303NK46080	WIRE EARTH					1	1
36	3H416070	COLLAR PRESSURE					2	2
37	3H416190	SPRING SHIFT					1	1
38	303NK35040	MOUNT PULSE DETECTION					1	1
39	M2104260	EDGING,EDS-0607U(KITAGAWA)					3	3
40	303NK46050	WIRE PH PI					1	1
41	303NK35280	GUIDE WIRE B					1	1
42	7YZM410002++H01	ACCESS.BAND					1	1
43	303NK02030	MOUNT PWB					1	1
44	303NK46060	WIRE PH TANK SW					1	1
45	303NK46010	WIRE PH IF					1	1

• Parts with a Ref.No. of 500 and above in the illustration indicate they are not selected for service parts.

• イラスト中で 500 番台の Ref 番号が付いている部品はサービスパーツに選定されていません。

FIG. 4 PH-7D

3NK-5

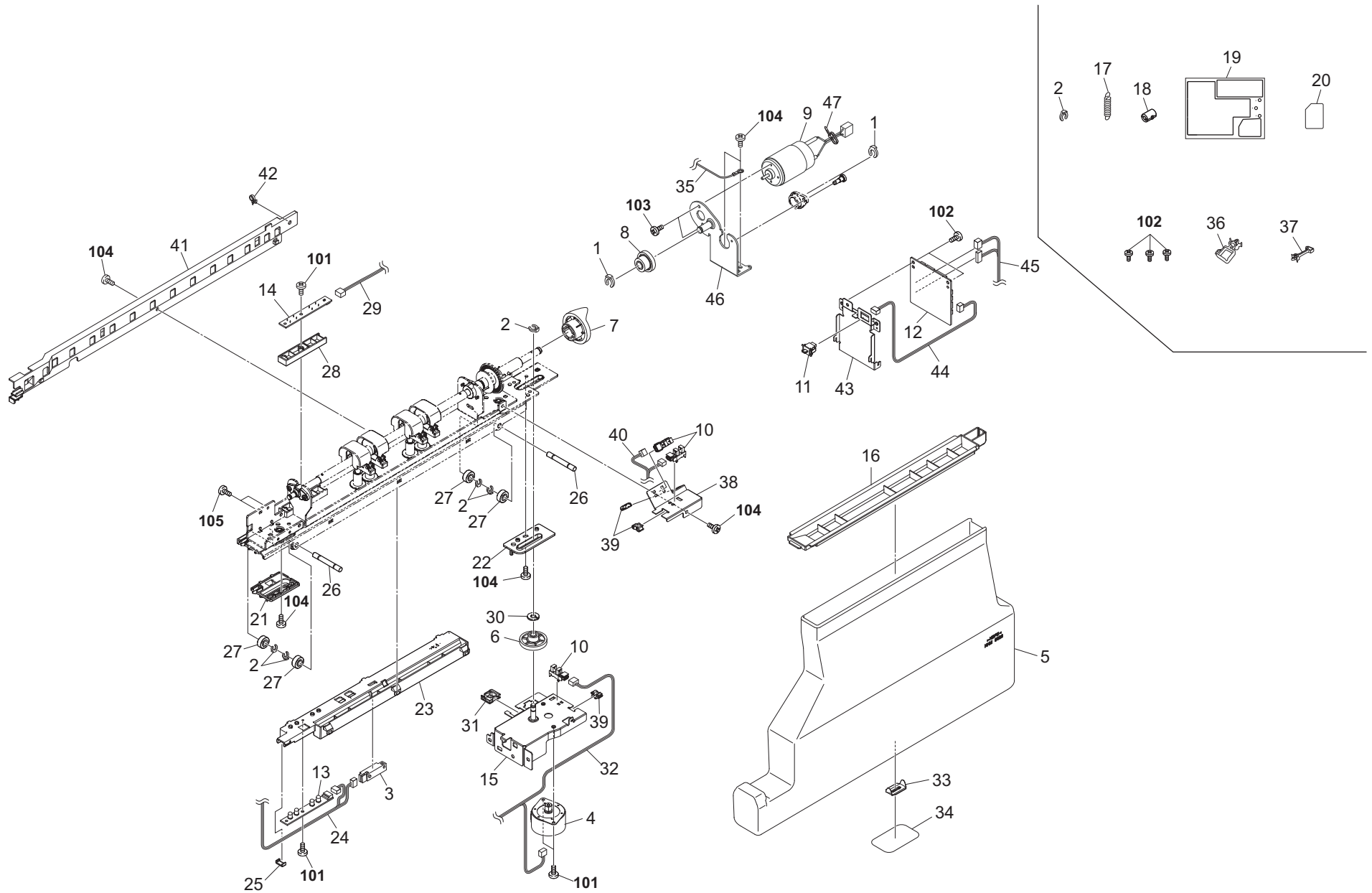


FIG. 4 PH-7D

3NK-4

Ref. No. 番号	Part.No. 部品番号	Description 部品名称	Notes 備考	Revision 改訂	Quantity 個数			
					100(日本)	120	230	240
1	2BC06910	STOPPER 6					2	
2	2BC06980	STOPPER 5					6	
3	303H327500	SENSOR FEED B					1	
4	303NB94040	PARTS MOTOR-PM MOVING SP					1	
5	303NK02010	TANK DISPOSAL					1	
6	303NK31020	GEAR Z63R-Z24S					1	
7	3H416110	GEAR 40 CAM DRIVE					1	
8	3H416120	GEAR 16-51 IDLE					1	
9	303PW94020	PARTS MOTOR PUNCH SP		4:Part No.-chg.			1	
10	303M894260	PARTS SENSOR OPT SP					3	
11	7SP01000006+H01	SW.PUSH					1	
12	303NK94012	PARTS PWB PUNCH ASSY SP		4:Design-chg.			1	
13	303NK94020	PARTS PWB SENSOR A ASSY SP					1	
14	303NK94030	PARTS PWB SENSOR B ASSY SP					1	
15	303NK31010	MOUNT PUNCH MOVING MOTOR					1	
16	303NK02020	GUIDE DISPOSAL TANK					1	
17	303NK02070	SPRING PUNCH					1	
18	M70CA010	FERRITE CORE,SFT-72SN(TAKEUCHI)					1	
19	303NK34012	LABEL DISPOSAL TANK					1	
20	303NK02080	SHEET MOTOR					1	
21	303NK35080	GUIDE PUNCH FRONT					1	
22	303NK35090	GUIDE PUNCH REAR					1	
23	303NK35060	GUIDE WIRE A					1	
24	303NK46070	WIRE PH UNIT J					1	
25	303LL02330	HOLDER WIRE D					1	
26	303NK35100	SHAFT PULLEY					2	
27	302FG07020	PULLEY,CASSETTE RAIL					4	
28	303NK35070	COVER PAPER DETECTION SENSOR					1	
29	303NK46040	WIRE PH PTR					1	
30	2C904550	CUT WASHER 5					1	
31	7YZM210005++H01	ACCESS.EDGING					1	
32	303NK46090	WIRE PH MOT 2		4:Part No.-chg.			1	
33	303H402040	GROUND PLATE TANK					1	
34	303H402050	FILM GROUND PLATE					1	
35	303NK46080	WIRE EARTH					1	
36	7YZM610017++H01	ACCESS.SADDLE					1	
37	7YZM610023++H01	ACCESS.SADDLE					1	
38	303NK35040	MOUNT PULSE DETECTION					1	
39	M2104260	EDGING,EDS-0607U(KITAGAWA)					3	
40	303NK46050	WIRE PH PI					1	
41	303NK35280	GUIDE WIRE B					1	
42	7YZM410002++H01	ACCESS.BAND					1	
43	303NK02030	MOUNT PWB					1	
44	303NK46060	WIRE PH TANK SW					1	
45	303NK46010	WIRE PH IF					1	
46	303RW35010	MOUNT DRIVE B		4:Add			1	
47	7YZM420003++H01	ACCESS.BAND		4:Add			1	

• Parts with a Ref.No. of 500 and above in the illustration indicate they are not selected for service parts.

• イラスト中で 500 番台の Ref 番号が付いている部品はサービスパーツに選定されていません。

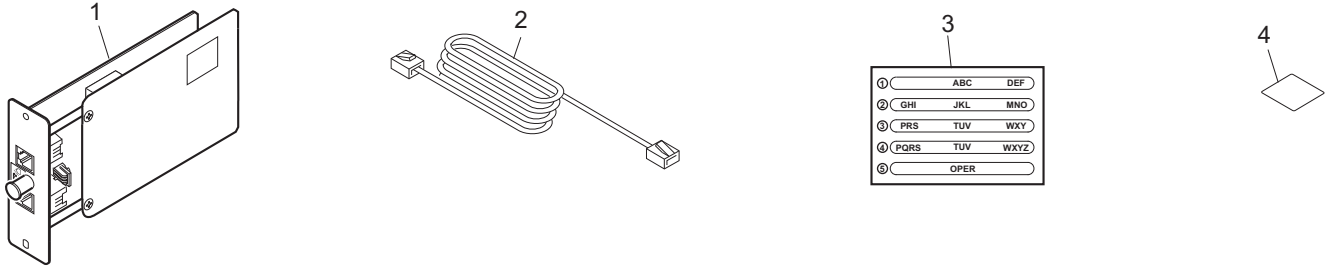
FAX System 12

Rev.2
November 2016

—— CONTENTS / 目次 ——

FIG. 1 FAX System 12 2

FIG. 1 FAX System 12



KYOCERA Document Solutions America, Inc.**Headquarters**

225 Sand Road,
Fairfield, New Jersey 07004-0008, USA
Phone: +1-973-808-8444
Fax: +1-973-882-6000

Latin America

8240 NW 52nd Terrace, Suite 301
Miami, Florida 33166, USA
Phone: +1-305-421-6640
Fax: +1-305-421-6666

KYOCERA Document Solutions Canada, Ltd.

6120 Kestrel Rd., Mississauga, ON L5T 1S8,
Canada
Phone: +1-905-670-4425
Fax: +1-905-670-8116

KYOCERA Document Solutions**Mexico, S.A. de C.V.**

Calle Arquimedes No. 130, 4 Piso, Colonia Polanco
Chapultepec, Delegacion Miguel Hidalgo,
Distrito Federal, C.P. 11560, México
Phone: +52-555-383-2741
Fax: +52-555-383-7804

KYOCERA Document Solutions Brazil, Ltda.

Alameda África, 545, Pólo Empresarial Consbrás,
Tamboré, Santana de Parnaíba, State of São Paulo,
CEP 06543-306, Brazil
Phone: +55-11-2424-5353
Fax: +55-11-2424-5304

KYOCERA Document Solutions Chile SpA

Jose Ananias 505, Macul. Santiago, Chile
Phone: +56-2-2670-1900
Fax: +56-2-2350-7150

KYOCERA Document Solutions**Australia Pty. Ltd.**

Level 3, 6-10 Talavera Road North Ryde N.S.W, 2113,
Australia
Phone: +61-2-9888-9999
Fax: +61-2-9888-9588

KYOCERA Document Solutions**New Zealand Ltd.**

Ground Floor, 19 Byron Avenue, Takapuna, Auckland,
New Zealand
Phone: +64-9-415-4517
Fax: +64-9-415-4597

KYOCERA Document Solutions Asia Limited

13/F.,Mita Centre, 552-566, Castle Peak Road Tsuen
Wan, New Territories, Hong Kong
Phone: +852-2496-5678
Fax: +852-2610-2063

KYOCERA Document Solutions**(China) Corporation**

8F, No. 288 Nanjing Road West, Huangpu District,
Shanghai,200003, China
Phone: +86-21-5301-1777
Fax: +86-21-5302-8300

KYOCERA Document Solutions**(Thailand) Corp., Ltd.**

335 Ratchadapisek Road, Wongsawang, Bangsue,
Bangkok 10800,
Thailand
Phone: +66-2-586-0333
Fax: +66-2-586-0278

KYOCERA Document Solutions**Singapore Pte. Ltd.**

12 Tai Seng Street #04-01A,
Luxasia Building, Singapore 534118
Phone: +65-6741-8733
Fax: +65-6748-3788

KYOCERA Document Solutions**Hong Kong Limited**

16/F.,Mita Centre, 552-566, Castle Peak Road Tsuen
Wan, New Territories, Hong Kong
Phone: +852-3582-4000
Fax: +852-3185-1399

KYOCERA Document Solutions**Taiwan Corporation**

6F., No.37, Sec. 3, Minquan E. Rd.,
Zhongshan Dist., Taipei 104, Taiwan R.O.C.
Phone: +886-2-2507-6709
Fax: +886-2-2507-8432

KYOCERA Document Solutions Korea Co., Ltd.

#10F Daewoo Foundation Bldg 18, Toegye-ro, Jung-gu,
Seoul, Korea
Phone: +822-6933-4050
Fax: +822-747-0084

KYOCERA Document Solutions**India Private Limited**

Second Floor, Centrum Plaza, Golf Course Road,
Sector-53, Gurgaon, Haryana 122002, India
Phone: +91-0124-4671000
Fax: +91-0124-4671001

KYOCERA Document Solutions Europe B.V.

Bloemlaan 4, 2132 NP Hoofddorp,
The Netherlands
Phone: +31-20-654-0000
Fax: +31-20-653-1256

KYOCERA Document Solutions Nederland B.V.

Beechavenue 25, 1119 RA Schiphol-Rijk,
The Netherlands
Phone: +31-20-5877200
Fax: +31-20-5877260

KYOCERA Document Solutions (U.K.) Limited

Eldon Court, 75-77 London Road,
Reading, Berkshire RG1 5BS,
United Kingdom
Phone: +44-118-931-1500
Fax: +44-118-931-1108

KYOCERA Document Solutions Italia S.p.A.

Via Monfalcone 15, 20132, Milano, Italy,
Phone: +39-02-921791
Fax: +39-02-92179-600

KYOCERA Document Solutions Belgium N.V.

Sint-Martinusweg 199-201 1930 Zaventem,
Belgium
Phone: +32-2-7209270
Fax: +32-2-7208748

KYOCERA Document Solutions France S.A.S.

Espace Technologique de St Aubin
Route de l'Orme 91195 Gif-sur-Yvette CEDEX,
France
Phone: +33-1-69852600
Fax: +33-1-69853409

KYOCERA Document Solutions Espana, S.A.

Edificio Kyocera, Avda. de Manacor No.2,
28290 Las Matas (Madrid), Spain
Phone: +34-91-6318392
Fax: +34-91-6318219

KYOCERA Document Solutions Finland Oy

Atomitie 5C, 00370 Helsinki,
Finland
Phone: +358-9-47805200
Fax: +358-9-47805212

KYOCERA Document Solutions Europe B.V., Amsterdam (NL) Zürich Branch

Hohlstrasse 614, 8048 Zürich,
Switzerland
Phone: +41-44-9084949
Fax: +41-44-9084950

KYOCERA Bilgitas Document Solutions Turkey A.S.

Altunizade Mah. Prof. Fahrettin Kerim Gökay Cad.
No:45
34662 ÜSKÜDAR İSTANBUL, TURKEY
Phone: +90-216-339-0020
Fax: +90-216-339-0070

KYOCERA Document Solutions Deutschland GmbH

Otto-Hahn-Strasse 12, 40670 Meerbusch,
Germany
Phone: +49-2159-9180
Fax: +49-2159-918100

KYOCERA Document Solutions Austria GmbH

Wienerbergstraße 11, Turm A, 18. OG, 1100 Wien,
Austria
Phone: +43-1-863380
Fax: +43-1-86338-400

KYOCERA Document Solutions Nordic AB

Esbogatan 16B 164 75 Kista, Sweden
Phone: +46-8-546-550-00
Fax: +46-8-546-550-10

京セラドキュメントソリューションズ株式会社
京セラドキュメントソリューションズジャパン株式会社

 **KYOCERA** は京セラ株式会社の登録商標です。

KYOCERA Document Solutions Norge Nuf

Olaf Helsetsv. 6, 0619 Oslo, Norway
Phone: +47-22-62-73-00
Fax: +47-22-62-72-00

KYOCERA Document Solutions Danmark A/S

Ejby Industrivej 60, DK-2600 Glostrup,
Denmark
Phone: +45-70223880
Fax: +45-45765850

KYOCERA Document Solutions Portugal Lda.

Rua do Centro Cultural, 41 (Alvalade) 1700-106 Lisboa,
Portugal
Phone: +351-21-843-6780
Fax: +351-21-849-3312

KYOCERA Document Solutions South Africa (Pty) Ltd.

KYOCERA House, Hertford Office Park,
90 Bekker Road (Cnr. Allandale), Midrand, South Africa
Phone: +27-11-540-2600
Fax: +27-11-466-3050

KYOCERA Document Solutions Russia LLC.

Building 2, 51/4, Schepkina St., 129110, Moscow,
Russia
Phone: +7(495)741-0004
Fax: +7(495)741-0018

KYOCERA Document Solutions Middle East

Dubai Internet City, Bldg. 17,
Office 157 P.O. Box 500817, Dubai,
United Arab Emirates
Phone: +971-04-433-0412

KYOCERA Document Solutions Inc.

2-28, 1-chome, Tamatsukuri, Chuo-ku
Osaka 540-8585, Japan
Phone: +81-6-6764-3555
<http://www.kyoceradocumentsolutions.com>